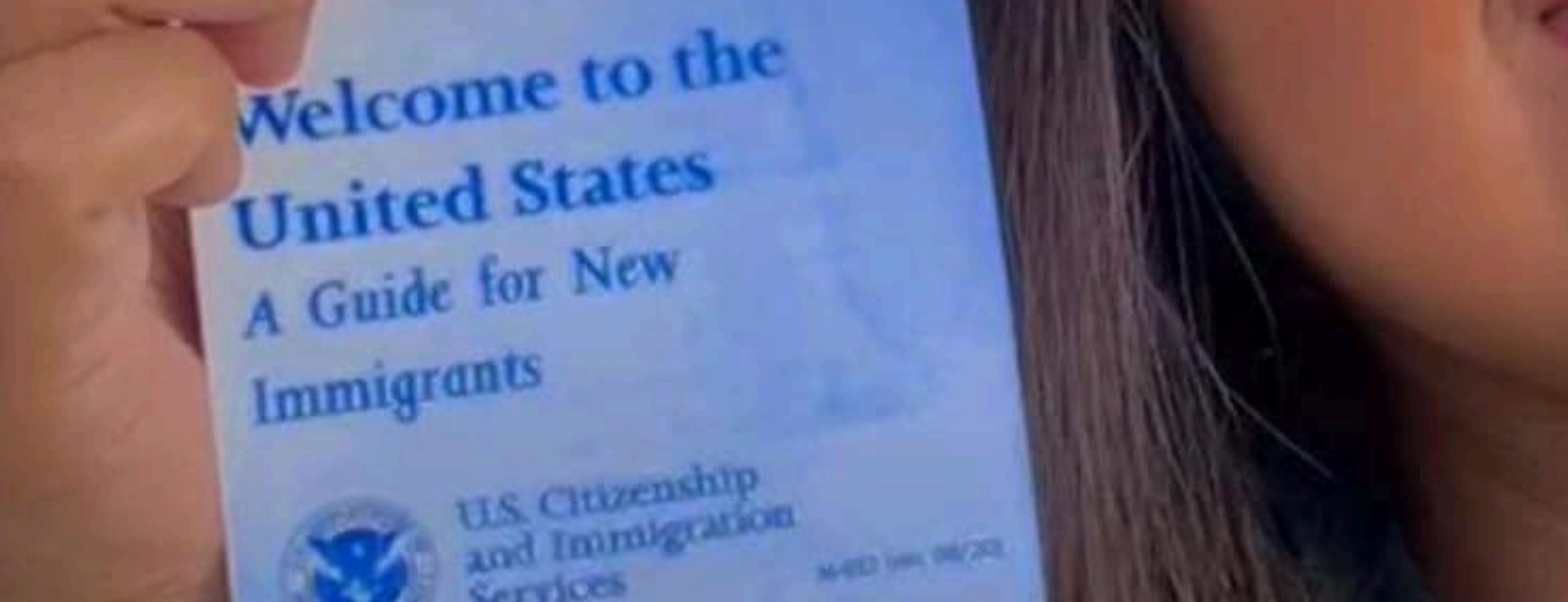


U.S. CITIZEN SPOUSE





Hello there!

We are excited to introduce our new Adjustment of Status (AOS) guide, designed to help our community navigate the AOS process. At WeAreDREAMERS Inc., we are dedicated to ensuring immigrants receive the dignity and respect they deserve.

Our Mission: Fulfilling dreams by uniting and advocating for immigrants across the U.S.A. through an inclusive online community. We offer free services, resources, and programs to support family reunification and empower immigrants to connect, learn, and thrive.

Important Note: We do not provide legal services; our organization is an educational and supportive platform. Participation does not establish a client-attorney relationship. All information is sourced from USCIS, accredited representatives, and our own experiences.

Thank You: Thank you for your continued support. Together, let's make a difference in the fight for justice and equality for all.

with gratitude, WeAreDREAMERS Inc

What is Adjustment of Status (AOS)?

Adjustment of Status (AOS) is the process that allows someone in the U.S. on a temporary visa or parole to become a permanent resident (green card holder) without leaving the country.



- **Eligibility Requirements:**

- **Physical Presence:** The applicant (beneficiary) must be physically present in the U.S.
- **Immigrant Visa Availability:** There must be an immigrant visa available for the applicant.
- **Inspection and Admission:** The applicant must have been inspected and admitted or paroled into the U.S. ***
- **Admissibility:** The applicant must be admissible and not barred from adjusting status.

- **Main Pathways to Permanent Residency:**

- **Adjustment of Status (AOS):** For eligible individuals already in the U.S. to obtain a green card without returning to their home country.
- **Consular Processing:** For those outside the U.S. or ineligible for AOS, obtaining a visa at a U.S. consulate abroad to enter the U.S. as a permanent resident.

Qualifying for AOS:

Qualifying for AOS:

1. Recent Marriage to a U.S. Citizen **and (one of the 3 below)**

- a. If you overstayed your visa and married a U.S. citizen.
- b. Protection Under INA § 245: If you qualify under specific provisions like 245(i).
- c. Advance Parole or Parole in Place (PIP): If you have been granted these permissions.

Important Considerations:

- Clear Record: Ensure your immigration record is clear.
- Legal Advice: Consult with an authorized legal representative to verify your eligibility.
- Immigration Records: Obtain and review your records from agencies like CBP, USCIS, OBMI, and FBI.

Note:

If you have ongoing cases with immigration court, consult with an attorney as these need to be resolved before USCIS can approve you for a green card. Please visit **EOIR Automated Case Information** and provide your Alien Number to check your status. <https://acis.eoir.justice.gov/en/>

EOIR Automated Case Information

Court Closures Today June 4, 2024 | Please check <https://www.justice.gov/eoir-operational-status> for up to date closures.

Automated Case Information

Welcome to the Automated Case Information System. The following information relates to the primary case only. Please contact your local court if you need bond hearing information.

If you are a recent arrival and were apprehended between ports of entry on or after May 28, 2021, placed in removal proceedings, and enrolled in Alternatives to Detention, please see the [Family Group Legal Orientation Program flyer](#) for more information ([Translations](#)).

English

Enter your A-Number

A-Number *Required [What's an A-Number?](#)

SUBMIT

Case information from this automated resource is provided for convenience only. Documents the immigration court or Board of Immigration Appeals issue to you or your representative are the only

Forms for AOS

These forms are mandatory for most AOS cases, and they play a crucial role in the process of obtaining permanent residency in the United States.

01 FORM I-130: PETITION FOR ALIEN RELATIVE

- **Cost:** \$675 if filing by mail, \$625 if filing online.
- **Note:** Filing online saves \$50. Attach the online receipt to the rest of your AOS forms. This form is to confirm family ties for immigration.

02 FORM I-130A: SUPPLEMENTAL INFORMATION FOR SPOUSE BENEFICIARY

- **Note:** Required when a spouse of a U.S. citizen or permanent resident files Form I-130 for a marriage-based green card.

03 FORM I-485: APPLICATION TO REGISTER PERMANENT RESIDENCE OR ADJUST STATUS

- **Cost:** \$1,440
- **Note:** This is the main form for AOS. It is used to apply for a green card while in the U.S. and allows the applicant to become a lawful permanent resident.

04 FORM I-864: AFFIDAVIT OF SUPPORT

- **Note:** This form is a contract between the petitioner (sponsor) and the U.S. government to ensure that the applicant has enough financial support to avoid becoming a public charge.

05 FORM I-693: REPORT OF MEDICAL EXAMINATION AND VACCINATION RECORD

- **Note:** A designated civil surgeon must conduct a medical examination and complete this form to verify that the immigrant meets health-related standards for admissibility to the United States

Important: Use the latest forms from [USCIS.gov](https://uscis.gov).

Optional Forms

Optional forms for Adjustment of Status (AOS) are additional documents that you may need to include in your application depending on your specific situation. Here's an explanation of each:

1 Form I-765: Employment Document

- Cost: \$260
- Note: This form, also known as Application for Employment Authorization, allows you to request permission to work in the United States while your AOS application is pending. It's particularly useful if you need to support yourself financially during the process. Not needed if you have DACA or another EAD.

2 Form I-131: Travel Document

- Cost: \$630
- Note: Also called Application for Travel Document, this form allows you to request permission to travel outside of the United States while your AOS application is pending. It's essential if you need to travel for personal or professional reasons and want to ensure smooth reentry into the country. Not needed if you don't plan to travel while waiting for your green card.

Important: Use the latest forms from USCIS.gov.

STEP 1 – COMPLETE YOUR Cover Letter

A cover letter is like the introduction to a story. It helps immigration officers understand your situation by providing context for the documents you submit.

HERE'S WHY IT'S IMPORTANT:

- ✓ **Tells Your Story:** It lets you explain your situation in your own words, making your application more personal.
- ✓ **Highlights Key Points:** You can emphasize important details and address any concerns the officer might have.
- ✓ **Shows Respect:** Writing a cover letter shows you take the process seriously and are committed to following immigration rules.
- ✓ **Makes Your Application Clearer:** By organizing your information, it makes it easier for officers to understand your case and decide on your eligibility.

ADJUSTMENT OF STATUS
CONCURRENTLY FILING
(I-130, I-485, I-864, I-693)

USCIS
ATTN: AOS
P.O. Box will be dependent on your state.

Petitioner: **Full Legal Name of Petitioner**
Beneficiary: **Full Legal Name of Beneficiary**
Address: 711 N Oklahoma, Owasso, OK 74111
A#: 123456789

Dear USCIS Officer,

Enclosed you will find the Adjustment of Status application for **Full Legal Name of Beneficiary**, the beneficiary, and **Full Legal Name of Petitioner**, the petitioner and spouse of the beneficiary. The applicant is **married** to a U.S. Citizen and entered with an inspection. The following documents accompany and support this application:

1. Form G-1145 E-Notification of Application/Petition Acceptance
2. **Form I-130 Petition for Alien Relative:** <https://www.uscis.gov/i-130>
 - a. Form I-130a Supplemental Information of Beneficiary Spouse
 - b. Payment for \$535 Form I-130 Filing Fee
 - Petitioner's 2 passport-style photographs
 - Beneficiary's 2 passport-style photographs
 - Proof of petitioner's citizenship (US passport, US birth certificate, or Naturalization Certificate)

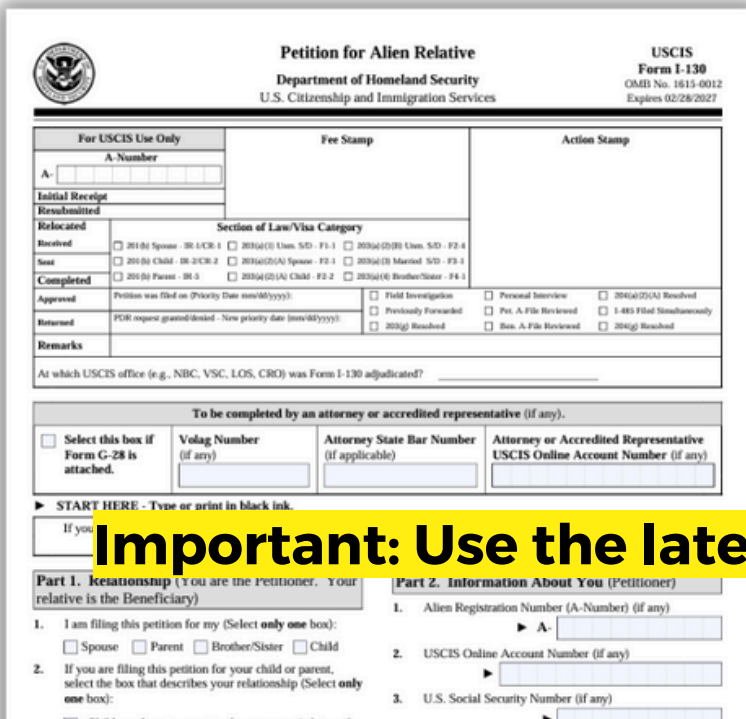
STEP 2 – FILL OUT

FORM I-130 & FORM I-130A

In a **marriage-based petition**, Form I-130 is where a U.S. citizen proves their relationship with their foreign spouse, starting the green card process. Form I-130A gives extra details about the spouse, helping confirm the marriage's legitimacy and following immigration rules. **These forms are key for proving the marriage is bonafide.**

CHECKLIST:

- ✓ **Payment for \$675 Form I-130 Filing Fee**
- ✓ **Petitioner's 2 passport-style photographs**
- ✓ **Beneficiary's 2 passport-style photographs**
- ✓ **Proof of petitioner's citizenship**
 - (US passport, US birth certificate, or Naturalization Certificate)
- ✓ **Copy of marriage license/certificate**
- ✓ **Divorce decrees of prior marriages (if applicable)**
- ✓ **Copy of evidence of Bonafide marriage**



Petition for Alien Relative
Department of Homeland Security
U.S. Citizenship and Immigration Services

USCIS
Form I-130
OMB No. 1615-0012
Expires 02/28/2027

For USCIS Use Only

A-Number

Initial Receipt

Resubmitted

Relocated

Section of Law/Visa Category

Received

Sent

Completed

Approved

Returned

Remarks

At which USCIS office (e.g., NBC, VSC, LOS, CRO) was Form I-130 adjudicated?

To be completed by an attorney or accredited representative (if any).

Select this box if Form G-28 is attached.

Volag Number (if any)

Attorney State Bar Number (if applicable)

Attorney or Accredited Representative USCIS Online Account Number (if any)

START HERE - Type or print in black ink.

If you are the petitioner, your relative is the Beneficiary.

Part 1. Relationship (You are the petitioner. Your relative is the Beneficiary)

1. I am filing this petition for my (Select **only one** box):

Spouse Parent Brother/Sister Child

2. If you are filing this petition for your child or parent, select the box that describes your relationship (Select **only one** box):

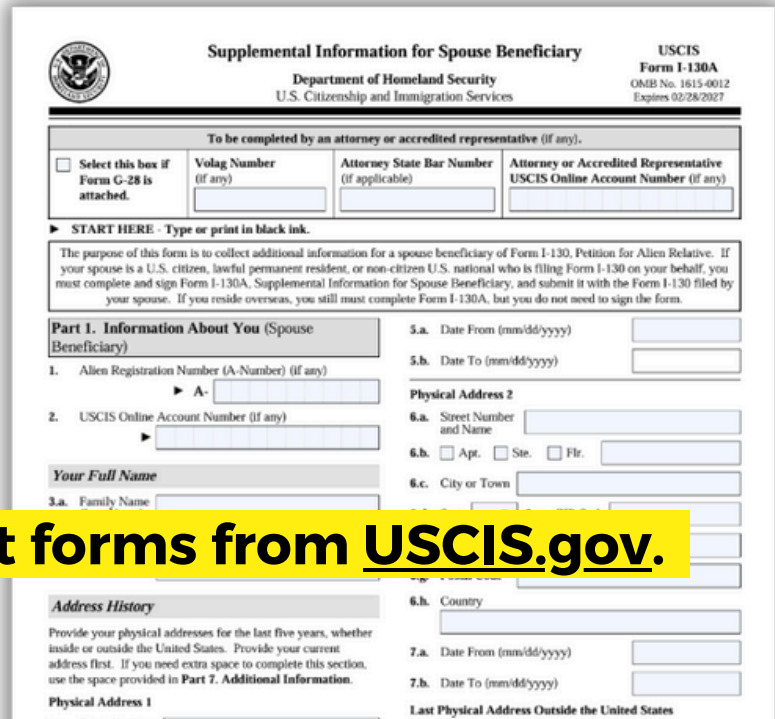
Child of petitioner's spouse or partner

Part 2. Information About You (Petitioner)

1. Alien Registration Number (A-Number) (if any)

2. USCIS Online Account Number (if any)

3. U.S. Social Security Number (if any)



Supplemental Information for Spouse Beneficiary
Department of Homeland Security
U.S. Citizenship and Immigration Services

USCIS
Form I-130A
OMB No. 1615-0012
Expires 02/28/2027

To be completed by an attorney or accredited representative (if any).

Select this box if Form G-28 is attached.

Volag Number (if any)

Attorney State Bar Number (if applicable)

Attorney or Accredited Representative USCIS Online Account Number (if any)

START HERE - Type or print in black ink.

The purpose of this form is to collect additional information for a spouse beneficiary of Form I-130, Petition for Alien Relative. If your spouse is a U.S. citizen, lawful permanent resident, or non-citizen U.S. national who is filing Form I-130 on your behalf, you must complete and sign Form I-130A, Supplemental Information for Spouse Beneficiary, and submit it with the Form I-130 filed by your spouse. If you reside overseas, you still must complete Form I-130A, but you do not need to sign the form.

Part 1. Information About You (Spouse Beneficiary)

1. Alien Registration Number (A-Number) (if any)

2. USCIS Online Account Number (if any)

Your Full Name

3.a. Family Name

3.b. Date From (mm/dd/yyyy)

3.c. Date To (mm/dd/yyyy)

Physical Address 2

6.a. Street Number and Name

6.b. Apt. Ste. Flr.

6.c. City or Town

6.d. Country

7.a. Date From (mm/dd/yyyy)

7.b. Date To (mm/dd/yyyy)

Last Physical Address Outside the United States

Address History

Provide your physical addresses for the last five years, whether inside or outside the United States. Provide your current address first. If you need extra space to complete this section, use the space provided in Part 7. Additional Information.

Physical Address 1

Important: Use the latest forms from [USCIS.gov](https://uscis.gov).

ADJUSTMENT OF STATUS

US CITIZEN SPOUSE PETITION

a step-by-step guide!

WeAreDREAMERS
NETWORK

STEP 3 – FILL OUT

FORM I-485

In a marriage-based petition, Form I-485, Application to Register Permanent Residence or Adjust Status, is the main document used by a foreign spouse to apply for a green card (permanent residency) while already in the United States. This form allows the spouse to transition from their current immigration status to permanent resident status, based on their marriage to a U.S. citizen

CHECKLIST:

- ✓ **Payment for \$1440 Form I-485 Filing and Bio Fee**
- ✓ **Beneficiary's 2 passport-style photographs**
- ✓ **Copy of beneficiary's Birth Certificate with Certified Translation**
- ✓ **Copy of beneficiary's passport**
- ✓ **Copy of beneficiary's proof of lawful entry**
 - (i94, i512L with parole stamp, passport page with parole stamp)
- ✓ **Copy of beneficiary's most recent DACA approval notice or EAD**
 - (if applicable)

Application to Register Permanent Residence or Adjust Status

USCIS
Form I-485
OMB No. 1615-0023
Expires 02/28/2026

For USCIS Use Only

Preference Category:	Receipt	Action Block
Country Chargeable:		
Priority Date:		
Date Form I-485 Received:		
<input type="checkbox"/> Applicant Interviewed Date of Initial Interview: _____ Lawful Permanent Resident as of: _____	<input type="checkbox"/> Interview Waived Section of Law: <input type="checkbox"/> INA 209(a) <input type="checkbox"/> INA 248 <input type="checkbox"/> INA 209(b) <input type="checkbox"/> Sec. 13, Act of 9/11/57 <input type="checkbox"/> INA 245(a) <input type="checkbox"/> Cuban Adjustment Act <input type="checkbox"/> INA 245(c) <input type="checkbox"/> Other _____ <input type="checkbox"/> INA 245(n)	

☐ Select this box if Form G-28 is attached.

Vocag Number (if any): _____

Attorney State Bar Number (if applicable): _____

Attorney or Accredited Representative USCIS Online Account Number (if any): _____

▶ **START HERE - Type or print in black ink.** A-Number ▶ A- _____

NOTE TO ALL APPLICANTS: If you do not completely fill out this application or fail to submit required documents listed in the

STEP 4 – FILL OUT

FORM I-864

In a marriage-based petition, Form I-693, the Report of Medical Examination and Vaccination Record, is required for marriage-based petitions to ensure that the intending immigrant does not pose a health risk to the United States population. This form confirms that the immigrant applicant has undergone a medical examination by a designated civil surgeon and meets the health standards set by the U.S. immigration authorities. By providing this documentation, the petitioner demonstrates that the immigrant spouse is admissible to the United States based on health grounds, which is a requirement for the immigration process.

CHECKLIST:

- ✓ **Petitioner's Tax Documents:** Include copies of the petitioner's tax return or transcripts for the most recent year, up to three years, along with their W-2 or 1099 forms. Also, provide pay stubs covering the last six months or employment letter verification and proof of the petitioner's U.S. citizenship, such as a passport, birth certificate, or naturalization certificate.
- ✓ **Beneficiary's Income (if applicable):** If the beneficiary's income is being used, include their tax documents, W-2 or 1099 forms, pay stubs for the last six months or employment letter verification, and a copy of their Employment Authorization Document (EAD) if available.

USCIS Form I-864
OMB No. 1615-0075
Expires 01/31/2026

Affidavit of Support Under Section 213A of the INA
Department of Homeland Security
U.S. Citizenship and Immigration Services

For USCIS Use Only	Affidavit of Support Submitter <input type="checkbox"/> Petitioner <input type="checkbox"/> 1st Joint Sponsor <input type="checkbox"/> 2nd Joint Sponsor <input type="checkbox"/> Substitute Sponsor <input type="checkbox"/> 5% Owner	Section 213A Review <input type="checkbox"/> MEETS requirements <input type="checkbox"/> DOES NOT MEET requirements Reviewed By: _____ Office: _____ Date (mm/dd/yyyy): _____	Number of Support Affidavits in File <input type="checkbox"/> 1 <input type="checkbox"/> 2 Remarks
	To be completed by an attorney or accredited representative (if any). <input type="checkbox"/> Select this box if Form G-28 or G-28I is attached.		
Attorney State Bar Number (if applicable) _____		Attorney or Accredited Representative USCIS Online Account Number (if any) _____	

► **START HERE - Type or print in black ink.**

1. I, _____, am the sponsor submitting this affidavit of support because (Select **only one** box):

1.a. ☐ I am the petitioner. I filed or am filing for the immigration of my relative.

1.b. ☐ I filed an alien worker petition on behalf of the _____.

2.b. Street Number and Name _____

2.c. ☐ Apt. ☐ Ste. ☐ Flr. _____

Important: Use the latest forms from [USCIS.gov](https://uscis.gov).

STEP 5 – FILL OUT

FORM I-693

In a marriage-based petition, Form I-864, Affidavit of Support, is a vital document required to demonstrate the sponsor's ability to financially support their foreign spouse. By completing this form, the U.S. citizen sponsor agrees to be financially responsible for the immigrant spouse **until** they become **a U.S. citizen, have earned 40 work quarters credited towards Social Security, depart the United States permanently, or die.** This affidavit ensures that the immigrant spouse will not become a public charge and helps meet the eligibility requirements for the green card application.

CHECKLIST:

✓ 1. Sealed Medical from USCIS **authorized** Civil Surgeon

a. Make an appointment by going to

<https://www.uscis.gov/tools/find-a-civil-surgeon>

Enter your ZIPCODE to find the ones near you, call them all and make sure to ask questions.

Key Points:

1. Ensure you've received all required vaccinations for your age and health to avoid immigration restrictions.
2. Complete the full COVID-19 vaccination series.
3. Starting April 4, 2024, Form I-693 completed by a civil surgeon after Nov. 1, 2023, is indefinitely valid for proving health-related eligibility.
4. Mandatory vaccinations by law (INA) include MMR, Polio, TD, Pertussis, Hib, and Hepatitis B.
5. CDC-required vaccinations for immigration encompass Varicella, Flu, Pneumococcal pneumonia, Rotavirus, Hepatitis A, Meningococcal, and COVID-19.

Important: Use the latest forms from [USCIS.gov](https://www.uscis.gov).

ADJUSTMENT OF STATUS

US CITIZEN SPOUSE PETITION

a step-by-step guide!

WeAreDREAMERS
NETWORK

STEP 6 – GATHER EVIDENCE

Congratulations! You've completed all the mandatory forms required for your Adjustment of Status (AOS) application, along with their required evidence.

**Now, it's time to assemble your packet.
Gather all the forms and supporting documents, ensuring everything is organized and in order.**



STEP 7

USE ONLY BLACK OR BLUE PEN

- You have three options to pay the fee for your forms for AOS:
 - Money Order, personal check/cashiers check or the form G-1450 (Authorization for credit card transactions, **least recommended due to rejection by banks and causing your whole application to be returned**, call your bank if you have to use this, we strongly encourage a cashiers/personal check or money order.)

payments are made payable to:

U.S. DEPARTMENT OF HOMELAND SECURITY

FORM I-130

EXAMPLE: 0001

Date _____ 20____

PAY TO THE ORDER OF U.S. DEPARTMENT OF HOMELAND SECURITY \$ 675.00

SIX HUNDRED AND SEVENTY FIVE DOLLARS 00/100 DOLLARS Security Features Details on Back

For FORM I-130 A# 123456789 Signature

⑆005552222⑆ ⑆005552222222⑆ 0001

FORM I-485

EXAMPLE: 0001

Date _____ 20____

PAY TO THE ORDER OF U.S. DEPARTMENT OF HOMELAND SECURITY \$ 1,440.00

ONE THOUSAND FOUR HUNDRED FORTY DOLLARS 00/100 DOLLARS Security Features Details on Back

For FORM I-485 A# 123456789 Signature

⑆005552222⑆ ⑆005552222222⑆ 0001

STEP 8

Where to mail my AOS?

If you live in **Delaware, Georgia, Indiana, Iowa, Kansas, Maryland, Michigan, Mississippi, Missouri, Nebraska, North Carolina, North Dakota, Pennsylvania, South Dakota, Virginia, West Virginia, or Wisconsin**, ensure your application process goes to the right lockbox:



USCIS
Attn: AOS
P.O. Box 4109
Carol Stream, IL 60197-4109



USCIS
Attn: AOS (Box 4109)
2500 Westfield Drive
Elgin, IL 60124-7836

If you live in **Alabama, Arizona, Arkansas, Colorado, Idaho, Kentucky, Louisiana, Montana, Nevada, New Mexico, Oklahoma, Tennessee, Utah, and Wyoming** ensure your application process goes to the right lockbox:



USCIS
Attn: AOS
P.O. Box 20500
Phoenix, AZ 85036-0500



USCIS
Attn: AOS (Box 20500)
2108 E. Elliot Rd.
Tempe, AZ 85284-1806

STEP 8

Where to mail my AOS?

If you live in **Texas**, ensure your application process goes to the right lockbox:



USCIS
Attn: AOS
P.O. Box 650288
Dallas, TX 75265-0288



USCIS
Attn: AOS (Box 650288)
2501 S. State Hwy. 121 Business
Suite 400
Lewisville, TX 75067-8003

If you live in **Alaska, California, Commonwealth of the Northern Mariana Islands, Connecticut, District of Columbia, Florida, Guam, Hawaii, Illinois, Maine, Massachusetts, Minnesota, New Hampshire, New Jersey, New York, Ohio, Oregon, Puerto Rico, Rhode Island, South Carolina, U.S. Virgin Islands, Vermont, and Washington** ensure your application process goes to the right lockbox:



USCIS
Attn: AOS
P.O. Box 805887
Chicago, IL 60680



USCIS
Attn: AOS (Box 805887)
131 S. Dearborn St., 3rd Flr
Chicago, IL 60603-5517

Filing Tips

1

Review the Instructions:

Carefully read the instructions for each form and gather all required documents before starting the application process.

2

Use the Latest Forms:

Always download and use the most current versions of the forms from the official USCIS website to avoid processing delays.

3

Complete Forms Accurately:

Fill out all forms accurately and truthfully. Double-check for any errors or omissions before submission, and ensure you sign ALL FORMS.

4

Use Paper Clips:

Don't use staples; paper clips and binder clips are good alternatives. Don't print double-sided.





5

Organize Supporting Documents:

Organize supporting documents in the order specified in the instructions. Include clear copies of all required evidence. Sticky notes dividers are allowed on the bottom (preferred) or side of your application.

6

Include Payment:

Ensure that you include the correct filing fee with your application. Payment methods may vary, so check the instructions for details.



7

Submit Online if Possible:

If applicable, consider submitting forms online to save time and money. Remember to attach the online receipt with the rest of your AOS forms.

8

Keep Copies:

Make copies of all forms and supporting documents for your records before submitting your application. Remember to keep a copy of everything that you send to USCIS, whether by scanning the whole file into your computer or making printer copies.

9 **Send Copies Only:**

Do not send originals, the application is usually scanned and then shredded, if any originals are sent you risk not getting them back. Please only copies of your documents!



10 **Track Your Application:**

Use USCIS online tools to track the status of your application and any updates or requests for additional information.

11 **Follow Up:**

If you receive a request for additional evidence or an interview notice, respond promptly and attend all scheduled appointments.

12 **Seek Legal Assistance if Needed**

If you're unsure about any aspect of the AOS process or encounter difficulties, consider seeking assistance from an immigration attorney or accredited representative.



WeAreHereToHELP

Please note that this is a sample. In this scenario, an individual is being petitioned by their spouse, who is able to sponsor them financially. If necessary, a co-sponsor may be required, and additional forms may need to be included. If you have accumulated 40 working credits, you may qualify for Form I-864W instead of the standard Form I-864; however, it is crucial to verify your eligibility. Each case is unique, and the required forms may vary, so it's essential to educate yourself, gather necessary records, and stay informed.

Interviews may be waived for well-prepared packets, so it is vital to organize your documents meticulously and include all required evidence.



WeAreDREAMERS
NETWORK



wearedreamersnetwork.org



help@wearedreamersnetwork.org



[@wearedreamersnetwork](https://www.instagram.com/wearedreamersnetwork)