

WeAreDREAMERS

NETWORK



RENOVACIÓN DE DACA POR CORREO

una guía paso a paso!



¿QUÉ NECESITO PARA RENOVAR MI DACA? una guía paso a paso!

¿Cuándo debo renovar mi DACA?

**Puede renovar entre 120 y 150 días antes
de la fecha de vencimiento de su EAD.**

EL CENTRO NACIONAL DE LEYES DE INMIGRACIÓN (NILC NATIONAL IMMIGRATION LAW CENTER) nos ha proporcionado una calculadora simplemente poniendo la fecha de vencimiento de su Documento de Autorización de Empleo actual, le dará una fecha en la que le recomendarán renovar. <https://www.nilc.org/issues/daca/dacarenewalcalculator/>

SEGÚN EL SITIO WEB DE USCIS: El objetivo actual de USCIS es procesar las solicitudes de renovación de DACA dentro de los 120 días. Si su solicitud de renovación ha estado pendiente por más de 105 días y no ha tenido noticias nuestras, no dude en comunicarse con USCIS.

Comuníquese con USCIS a través del Centro de contacto de USCIS o enviando un mensaje desde la bandeja de entrada de su cuenta en línea de USCIS.


¿QUÉ NECESITO PARA RENOVAR MI DACA? una guía paso a paso!

CREA UNA ARTA DE COVERTURA: INCLUYE TODOS LOS DOCUMENTOS QUE
ENVIARAS CON TU SOLICITUD


Paso #1: Rellene los formularios

FORMA G-1145,
Electronic Notification of Acceptance of
Petition/Application

FORMA I-821d
Consideration of Deferred Action
for Childhood Arrivals

e-Notification of Application/Petition Acceptance		USCIS Form G-1145
		
Department of Homeland Security U.S. Citizenship and Immigration Services		
What Is the Purpose of This Form?		
Use this form to request an electronic notification (e-Notification) when U.S. Citizenship and Immigration Services accepts your immigration application. This service is available for applications filed at a USCIS Lockbox facility.		
General Information		
Complete the information below and clip this form to the first page of your application package. You will receive one e-mail and/or text message for each form you are filing.		
We will send the e-Notification within 24 hours after we accept your application. Domestic customers will receive an e-mail and/or text message; overseas customers will only receive an e-mail. Undeliverable e-Notifications cannot be resent.		
The e-mail or text message will display your receipt number and tell you how to get updated case status information. It will not include any personal information. The e-Notification does not grant any type of status or benefit; rather it is provided as a convenience to customers.		
USCIS will also mail you a receipt notice (I-797C), which you will receive within 10 days after your application has been accepted; use this notice as proof of your pending application or petition.		
USCIS Privacy Act Statement		
AUTHORITIES: The information requested on this form is collected pursuant to section 103(a) of the Immigration and Nationality Act, as amended INA section 101, et seq.		
PURPOSE: The primary purpose for providing the information on this form is to request an electronic notification when USCIS accepts immigration form. The information you provide will be used to send you a text and/or email message.		
DISCLOSURE: The information you provide is voluntary. However, failure to provide the requested information may prevent USCIS from providing you a text and/or email message receipting your immigration form.		
ROUTINE USES: The information provided on this form will be used by and disclosed to DHS personnel and contractors in accordance with approved routine uses, as described in the associated published system of records notices [DHS/USCIS-007 - Benefits Information System and DHS/USCIS-001 - Alien File (A-File) and Central Index System (CIS), which can be found at www.dhs.gov/privacy]. The information may also be made available, as appropriate for law enforcement purposes or in the interest of national security.		
Complete this form and clip it on top of the first page of your immigration form(s).		
Applicant/Petitioner Full Last Name	Applicant/Petitioner Full First Name	Applicant/Petitioner Full Middle Name
Email Address		Mobile Phone Number (Text Message)

Form G-1145 09/26/14 Y Page 1 of 1

Consideration of Deferred Action for Childhood Arrivals		USCIS Form I-821D
		
Department of Homeland Security U.S. Citizenship and Immigration Services		
OMB No. 1615-0124 Expires 10/31/2025		
For USCIS Use Only	Receipt	Action Block
A- [] Case ID: [] <input type="checkbox"/> Requestor interviewed on []		
Returned: [] Resubmitted: []	Received: [] Sent: []	Remarks
<input type="checkbox"/> To Be Completed by an Attorney or Accredited Representative, if any.		<input type="checkbox"/> Select this box if Form G-28 is attached to represent the requestor.
Attorney State Bar Number (if any): []		
▶ START HERE - Type or print in black ink. Read Form I-821D Instructions for information on how to complete this form.		
Part 1. Information About You (For Initial and Renewal Requests)		U.S. Mailing Address (Enter the same address on Form I-765)
<input type="checkbox"/> I am not in immigration detention. <input type="checkbox"/> I am in immigration detention.		4.a. In Care Of Name (if applicable) []
I am requesting:		4.b. Street Number and Name []
1. <input type="checkbox"/> Initial Request - Consideration of Deferred Action for Childhood Arrivals		4.c. Apt. <input type="checkbox"/> Ste. <input type="checkbox"/> Flr. <input type="checkbox"/> []
OR		4.d. City or Town []
2. <input type="checkbox"/> Renewal Request - Consideration of Deferred Action for Childhood Arrivals		4.e. State [] 4.f. ZIP Code []
AND		
For this Renewal request, my most recent period of Deferred Action for Childhood Arrivals expires on [] (mm/dd/yyyy)		Removal Proceedings Information
Full Legal Name		5. Are you NOW or have you EVER been in removal proceedings, or do you have a removal order issued in any other context (for example, at the border or within the United States by an immigration agent)? <input type="checkbox"/> Yes <input type="checkbox"/> No
3.a. Family Name (Last Name) []		
3.b. Given Name (First Name) []		
3.c. Middle Name []		
NOTE: The term "removal proceedings" includes exclusion or deportation proceedings initiated before April 1, 1997; an Immigration and Nationality Act (INA) section 240 removal proceeding; expedited removal; reinstatement of a final order of exclusion, deportation, or removal; an INA section 217 removal after admission under the Visa Waiver Program; or removal as a criminal alien under INA section 238.		

Form I-821D Edition 10/31/22 Page 1 of 7


¿QUÉ NECESITO PARA RENOVAR MI DACA?

una guía paso a paso!

Paso #1: Rellene los formularios

FORMA I-765, Application for Employment Authorization

FORMA I-765WS Worksheet



Application For Employment Authorization
 Department of Homeland Security
 U.S. Citizenship and Immigration Services

USCIS
Form I-765
 OMB No. 1615-0040
 Expires 10/31/2025

For USCIS Use Only	<input type="checkbox"/> Authorization/Extension Valid From _____ <input type="checkbox"/> Authorization/Extension Valid Through _____	Fee Stamp	Action Block
	Alien Registration Number A- _____		
	Remarks		

To be completed by an attorney or Board of Immigration Appeals (BIA)-accredited representative (if any). Select this box if Form G-28 is attached.

Attorney or Accredited Representative USCIS Online Account Number (if any): _____

▶ **START HERE** - Type or print in black ink.

Part 1. Reason for Applying

I am applying for (select **only one** box):

1.a. Initial permission to accept employment.

1.b. Replacement of lost, stolen, or damaged employment authorization document, or correction of my employment authorization document **NOT DUE** to U.S. Citizenship and Immigration Services (USCIS) error.

NOTE: Replacement (correction) of an employment authorization document due to USCIS error does not require a new Form I-765 and filing fee. Refer to **Replacement for Card Error in the What is the Filing Fee** section of the Form I-765 Instructions for further details.

1.c. Renewal of my permission to accept employment. (Attach a copy of your previous employment authorization document.)

Part 2. Information About You

Your Full Legal Name

1.a. Family Name (Last Name) _____

1.b. Given Name (First Name) _____

1.c. Middle Name _____

Other Names Used

Provide all other names you have ever used, including aliases, maiden name, and nicknames. If you need extra space to complete this section, use the space provided in Part 6.

Additional Information.

2.a. Family Name (Last Name) _____

2.b. Given Name (First Name) _____

2.c. Middle Name _____

3.a. Family Name (Last Name) _____

3.b. Given Name (First Name) _____

3.c. Middle Name _____


4.a. Family Name (Last Name) _____


4.b. Given Name (First Name) _____

4.c. Middle Name _____

Part 3. Explanation

If you would like to provide an explanation regarding your current financial information or your economic need for employment authorization, use the space below.

Form I-765 Edition 10/31/22

Page 1 of 7



Form I-765 Worksheet
 Department of Homeland Security
 U.S. Citizenship and Immigration Services

USCIS
Form I-765WS
 OMB No. 1615-0040
 Expires 10/31/2025

If you are applying for employment authorization under the (c)(14), Deferred Action, or (c)(33), Consideration of Deferred Action for Childhood Arrivals, categories, you must complete this worksheet so we can determine whether you have an economic need to work. In the spaces provided, indicate your current annual income, your current annual expenses, and the total current value of your assets. Supporting evidence is not required, but U.S. Citizenship and Immigration Services (USCIS) will accept and review any documentation that you submit. You do not need to include other household members' financial information to establish your own economic necessity.

Part 1. Your Full Name

1.a. Family Name (Last Name) _____

1.b. Given Name (First Name) _____

1.c. Middle Name _____

Part 2. Financial Information

1. My current annual income is: \$ _____

2. My current annual expenses are: \$ _____

3. The total current value of my assets is: \$ _____

Part 3. Explanation

If you would like to provide an explanation regarding your current financial information or your economic need for employment authorization, use the space below.

Form I-765WS Edition 10/31/22
Page 1 of 1

¿QUÉ NECESITO PARA RENOVAR MI DACA?

una guía paso a paso!

UNETE A NUESTRA COMUNIDAD EN FB

WeAreDREAMERS
NETWORK

Paso # 2 - Haga copias de sus documentos

COPIA DE TARJETA DE EMPLEO



2x2 PASSPORT PHOTOS



Los principales documentos necesarios para enviar aquí son su EAD * **para mostrar su ESTADO DE VÁLIDA** y sus fotos de pasaporte.

También incluya cualquier documento NUEVO que involucre procedimientos de deportación o antecedentes penales que aún no haya enviado a USCIS en una solicitud de DACA previamente aprobada

¿QUÉ NECESITO PARA RENOVAR MI DACA? una guía paso a paso!

SOLAMENTE SI YA VIAJASTES CON AP

Paso #2 - Haga copias de sus documentos

ADVANCE PAROLE STAMP LETTER OR PASSPORT STAMP

CBP I-94 Website Printout

U.S. Customs and Border Protection
Securing America's Borders

Get I-94 Number **I-94 FAQ**

Admission (I-94) Number Retrieval

Admission (I-94) Record Number: 69000888062

Admit Until Date (MM/DD/YYYY): 10/10/2012

Details provided on Admission(I-94) form:

Family Name:	LI
First (Given) Name:	LYDIA
Birth Date (MMDD/YYYY):	01/01/1990
Passport Number:	P123123213
Passport Country of Issuance:	Mexico
Date of Entry (MMDD/YYYY):	04/11/2012
Class of Admission:	B1

Departure Number
813106636 11

Department of Homeland Security
CBP I-94A (11/04)
Departure Record

L1
12345
09/17/2007
Class
Unl

Family Name
SAMPLE

First (Given) Name
AHMET

Country of Citizenship
PAKISTAN

Birth Date (Day Mo Yr)
22 12 50

20041122 US-VISIT 20050207 MULTIPLE

your exclusion, deportation, or removal from the United States, you may want to ask an immigration attorney or a consular officer (BIA), whether leaving the United States would make you inadmissible because of their travel abroad.

in immigration attorney or an immigrant assistance organization

TEXAS SERVICE CENTER
8001 Stemmons Freeway
Dallas, TX 75247
(Authorizing Office)
Parole Stamp

U.S. DEPARTMENT OF HOMELAND SECURITY
PAROLED
Until July 24, 2015
Purpose: DACA
July 27, 2014 4 HOU B48
(Date) (Location) (Officer)
U.S. DEPARTMENT OF HOMELAND SECURITY

¿QUÉ NECESITO PARA RENOVAR MI DACA?

una guía paso a paso!

- No imprima los formularios a doble cara, solo por un lado, USCIS lo rechazará.
- si no puede poner su informacion por computadora, **SOLO USE TINTA AZUL o NEGRA** para escribirlo a mano
- Tiene tres opciones de pago para la tarifa de renovacion del DACA de **\$495 por correo**, elija una: RECUERDE TIENE QUE SER DOS PAGOS
 - Money Order (giro postal), cheque personal/cheque de caja o formulario G-1450 (formulario de autorización de crédito/débito)



Ambos pagos se hacen a nombre de:

U.S. DEPARTMENT OF HOMELAND SECURITY

¿QUÉ NECESITO PARA RENOVAR MI DACA?

una guía paso a paso!

 UNETE A NUESTRA COMUNIDAD EN FB

WeAreDREAMERS
NETWORK

Enviar un correo certificado con Tracking/número de seguimiento para
que sepan cuando lo reciben!

**La dirección postal varía según los proveedores de
servicios que utilizará y el estado en donde vives:**

Alaska, Alabama, Arkansas, Florida, Guam, Hawaii, Idaho, Kansas,
Loisiana, Minnesota, Missouri, Mississippi, Montana, North Dakota,
New Mexico, Oklahoma, Puerto Rico, South Dakota, Tennessee, Texas,
Utah, U.S Virgin Islands, Wyoming



USCIS

Attn: DACA

P.O. Box 660045

Dallas, TX 75266-0045



USCIS

Attn: DACA (Box 660045)

2501 S. State Hwy. 121,

Business Suite 400 Lewisville,

TX 75067-8003

¿QUÉ NECESITO PARA RENOVAR MI DACA?

una guía paso a paso!

f UNETE A NUESTRA COMUNIDAD EN FB

WeAreDREAMERS
NETWORK

La dirección postal varía según los proveedores de servicios que utilizará y el estado en donde vives:

Colorado, Connecticut, Delaware, District of Columbia, Georgia, Illinois, Indiana, Kentucky, Massachusetts, Maryland, Maine, Michigan, Nevada, North Carolina, New Hampshire, New Jersey, New York, Ohio, Oregon, Pennsylvania, Rhode Island, South Carolina, Virginia, Vermont, Washington, Wisconsin, West Virginia



USCIS

Attn: DACA

P.O. Box 5757

Chicago, IL 60680-5757



USCIS

Attn: DACA (Box 5757)

131 S. Dearborn 3rd Floor

Chicago, IL 60603-5517

¿QUÉ NECESITO PARA RENOVAR MI DACA?

una guía paso a paso!

 UNETE A NUESTRA COMUNIDAD EN FB

WeAreDREAMERS
NETWORK

La dirección postal varía según los proveedores de servicios que utilizará y el estado en donde vives:

California o Arizona



USCIS

Attn: DACA

P.O. Box 20700

Phoenix, AZ 85036-0700



USCIS

Attn: DACA (Box 20700)

2108 E. Elliot Rd.

Tempe, AZ 85284-1806

¿QUÉ NECESITO PARA RENOVAR MI DACA?

una guía paso a paso!

 UNETE A NUESTRA COMUNIDAD EN FB

WeAreDREAMERS
NETWORK

LA DULCE ESPERA

¡Felicidades! Estas listo para enviar tu renovacion, mandale certificada PRIORITY EXPRESS MAIL (1-2 dias garantizado o tu dinero devuelta , visita USPS para ver el costo) y ahora tendremos que esperar pacientemente una respuesta o que te pidan más documentos/pruebas.

El tiempo de espera es actualmente de 3-5 meses, pero está sujeto a cambios con la afluencia de solicitudes, recuerdad que por esto lo haces con anticipo.

- Manténgase actualizado con su caso en caso que le manden una cita para las hueyas o le pidan alguna evidencia.
- Regístrese para la entrega informada de USPS, no se pierda su correo.
- Si se mueve de direccion, porfavor actualize a USCIS de inmediato!
- Si su caso dura mas de 105 dias sin aprobacion puede hacer un inquiry con USCIS, llamando al numero **1(800) 375-5283**.
- Si si caso dura mas de 120 dias sin aprobacion puede contactar a su congresista para pedir ayuda, visite : <https://www.house.gov/representatives>

Lo mas importante es renovar con tiempo!

Porfavor, no dejes que tu DACA expire!