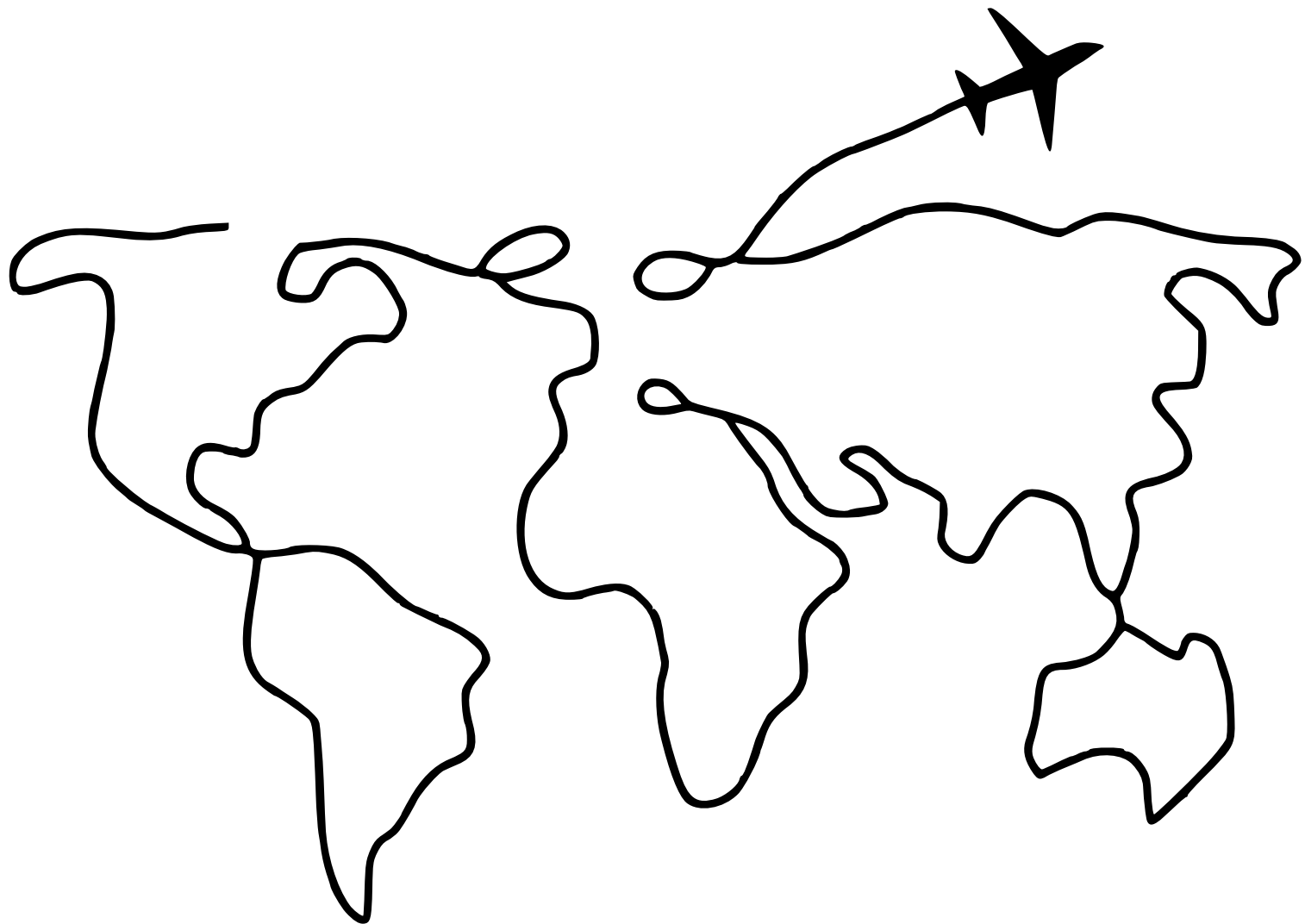




# WHAT DO I NEED TO REQUEST ADVANCE PAROLE?

a step-by-step guide!



# WHAT DO I NEED TO REQUEST



## ADVANCE PAROLE?

a step-by-step guide!



JOIN OUR FACEBOOK COMMUNITY

# WeAreDREAMERS

NETWORK

## What reasons qualify for AP?

### HUMANITARIAN:

- Sick / Ailing relative
- Visit a graves 2 years or less for more please add mass/ celebration of life.
- Attend a funeral
- Dentist
- gastric band surgery
- Your medical treatment
- Return Ashes of a relative
- Accompany a corpse of a relative
- Accompany your citizen son/spouse for treatments abroad
- Eye surgery- Lasik
- Infertility Treatments

Any of these reasons also apply to your spouse's in-laws and family, just attach your marriage certificate

### WORK:

- Go to business meetings abroad.
- Do a job abroad. (ex: photography, cooking, architecture)
- Attend a conference of your work
- If you are self-employed, maybe you can travel for your business, depending on what you want to expand your business and how.
- Example: Mexican Restaurant owner wants to travel to Mexico to learn about Mexican cuisine to improve the quality of his business in the United States.

### EDUCATIONAL:

- Study a semester or several abroad in a program of your university / tuition.
- Go meet/visit potential schools you want to attend.
- Attend a technology workshop or a beauty workshop?
- Be invited by your church / organization to one of their learning programs, make sure they are working with organization in the USA. Religious reasons.

Just make sure it is accredited/has ties to a US school.

Your evidence that you will send changes depending on your reason for traveling.

# WHAT DO I NEED TO REQUEST



## ADVANCE PAROLE?

a step-by-step guide!



JOIN OUR FACEBOOK COMMUNITY

# WeAreDREAMERS

NETWORK

*The following guide is an example of an ailing relative Advance Parole Request. Your supporting evidence will vary, depending on your reason.*

1

### FORM G-1145,

#### Electronic Notification of Acceptance of Petition/Application:

*This one-page form notifies you via text/email upon USCIS receiving and accepting your application, along with providing your receipt number.*

2

### FORM I-131

#### Application for Travel Document:

*This form is 5 pages, ensure you are using the most recent up to date version and that you sign on page 5 by hand.*

*Yes you can fill it out with pen. Black or blue only.*

**CHECK FILES FOR A FULL PDF GUIDE.**

**e-Notification of Application/Petition Acceptance**  
Department of Homeland Security  
U.S. Citizenship and Immigration Services  
USCIS  
Form G-1145

**What Is the Purpose of This Form?**

Use this form to request an electronic notification (e-Notification) when U.S. Citizenship and Immigration Services accepts your immigration application. This service is available for applications filed at a USCIS Lockbox facility.

**General Information**

Complete the information below and clip this form to the first page of your application package. You will receive one e-mail and/or text message for each form you are filing.

We will send the e-Notification within 24 hours after we accept your application. Domestic customers will receive an e-mail and/or text message; overseas customers will only receive an e-mail. Undeliverable e-Notifications cannot be resent.

The e-mail or text message will display your receipt number and tell you how to get updated case status information. It will not include any personal information. The e-Notification does not grant any type of status or benefit; rather it is provided as a convenience to customers.

USCIS will also mail you a receipt notice (I-797C), which you will receive within 10 days after your application has been accepted; use this notice as proof of your pending application or petition.

**USCIS Privacy Act Statement**

**AUTHORITIES:** The information requested on this form is collected pursuant to section 103(a) of the Immigration and Nationality Act, as amended INA section 101, et seq.

**PURPOSE:** The primary purpose for providing the information on this form is to request an electronic notification when USCIS accepts immigration form. The information you provide will be used to send you a text and/or email message.

**DISCLOSURE:** The information you provide is voluntary. However, failure to provide the requested information may prevent USCIS from providing you a text and/or email message receipting your immigration form.

**ROUTINE USES:** The information provided on this form will be used by and disclosed to DHS personnel and contractors in accordance with approved routine uses, as described in the associated published system of records notices [DHS/USCIS-007 - Benefits Information System and DHS/USCIS-001 - Alien File (A-File) and Central Index System (CIS), which can be found at [www.dhs.gov/privacy](http://www.dhs.gov/privacy)]. The information may also be made available, as appropriate for law enforcement purposes or in the interest of national security.

**Complete this form and clip it on top of the first page of your immigration form(s).**

Applicant/Petitioner Full Last Name	Applicant/Petitioner Full First Name	Applicant/Petitioner Full Middle Name
Email Address	Mobile Phone Number (Text Message)	

Form G-1145 09/26/14 Y Page 1 of 1

**APPLICANT CURRENT DACA RECIPIENT**  
**Application for Travel Documents, Parole Documents, and Arrival/Departure Records**  
Department of Homeland Security  
U.S. Citizenship and Immigration Services  
USCIS  
Form I-131  
OMB No. 1615-0013  
Expires 06/30/2027

**Receipt**

**Action Block**

**To Be Completed by an Attorney/Representative, if any.**

☐ Document Hand Delivered  
By: \_\_\_\_\_ Date: \_\_\_\_/\_\_\_\_/\_\_\_\_

**Document Issued**

☐ Re-entry Permit (Update "Mail To" Section) ☐ Refugee Travel Document (Update "Mail To" Section)

☐ Single Advance Parole ☐ Multiple Advance Parole  
Valid Until: \_\_\_\_/\_\_\_\_/\_\_\_\_

☐ TPS Travel Authorization Documentation  
Valid Until: \_\_\_\_/\_\_\_\_/\_\_\_\_

**Mail To (Reentry Permit and Refugee Travel Document Only)**

☐ Address in Part 2.  
☐ U.S. Embassy, U.S. Consulate, or USCIS international field office at: \_\_\_\_\_

**START HERE - Type or print in black ink.**

**Part 1. Application Type**

Select the application type below.

**Reentry Permit**

1. ☐ I am a lawful permanent resident or conditional permanent resident of the United States, and I am applying for a reentry permit.  
**NOT FOR YOU!**

**Refugee Travel Document**

2. ☐ I now hold refugee or asylee status in the United States, and I am applying for a Refugee Travel Document.

3. ☐ I am a lawful permanent resident as a direct result of refugee or asylee status in the United States, and I am applying for a Refugee Travel Document.  
**NOT FOR YOU!**

**Travel Authorization Document (for Temporary Protected Status)**

4. ☐ I am a TPS beneficiary in the United States, and I am applying for a Travel Authorization Document under the Immigration and Nationality Act (INA) section 244(f)(3) to allow me to travel abroad. The receipt number for my last approved Form I-821, Application for Temporary Protected Status, is: \_\_\_\_\_  
**NOT FOR YOU!**

**Advance Parole Document (for noncitizens who are inside the United States)**

5. I am located **inside** the United States, and I am applying for an Advance Parole Document under the Immigration and Nationality Act (INA) section 212(d)(5)(A) upon my return from abroad.

A. ☐ A pending Form I-485, Application to Register Permanent Residence or Adjust Status, is pending. I am applying for an Advance Parole Document to seek parole into the United States under INA section 212(d)(5)(A) upon my return from abroad. The receipt number for my last approved Form I-485 is: \_\_\_\_\_  
**NOT FOR YOU!**

**FOR EDUCATIONAL PURPOSES, NOT LEGAL ADVICE.**

Form I-131 Edition 06/17/24 Page 1 of 14



# WHAT DO I NEED TO REQUEST



## ADVANCE PAROLE?

a step-by-step guide!



JOIN OUR FACEBOOK COMMUNITY

# WeAreDREAMERS

NETWORK

### 3

## DOCTOR LETTER

Physician/doctor letter with English translation detailing the condition, The doctor's letter must include the name of the doctor, medical professional license, logo of clinic,



## DOCTOR NAME

Address, Email, Phone Number,  
Professional ID , Specialist, (details of the doctor or hospital)



To Whom It May Concern,

I, Dr. Little Escobar, holding Professional ID 12345678, hereby certify that Mr./ Mrs. **[Name of Relative]** has been diagnosed with both diabetes and high blood pressure since [mention the duration if needed]. As his attending physician, I am issuing this medical certificate to serve whatever purpose it may suit.

Sincerely,

**[Doctor Signature]**

**Dr. Little Escobar**

**License # 12345678**



# WHAT DO I NEED TO REQUEST



## ADVANCE PAROLE?

a step-by-step guide!



JOIN OUR FACEBOOK COMMUNITY

# WeAreDREAMERS

NETWORK

## 4 BIRTH CERTIFICATES

Depending on the relative, will depend the Birth Certificates you will need, they have to be translated if its not in English. You need to prove the relationship with the relative you will be helping and taking care of.

**Example: Visit my maternal uncle (mom's brother). I would include my birth certificate, my mom's**

Folio de Impresión  
**00000000**

Identificador Electrónico  
04002000120160002965

Clave Única de Registro de Población

Número de Certificado de Nacimiento

Entidad de Registro

Municipio de Registro

Oficialia	Fecha de Registro	Libro	Numero de Acta
01.1	01.2	01.3	01.4

**Estados Unidos Mexicanos**

**Acta de Nacimiento**

**Datos de la Persona Registrada**

Nombre(s)	Primer Apellido	Segundo Apellido
02.1	02.2	02.3

Sexo	Fecha de Nacimiento	Lugar de Nacimiento
03.1	03.2	03.3

**Datos de Filiación de la Persona Registrada**

Nombre(s)	Primer Apellido	Segundo Apellido	Nacionalidad	CURP
04.1	04.2	04.3	04.4	04.5

Nombre(s)	Primer Apellido	Segundo Apellido	Nacionalidad	CURP
05.1	05.2	05.3	05.4	05.5

# WHAT DO I NEED TO REQUEST



## ADVANCE PAROLE?

a step-by-step guide!



JOIN OUR FACEBOOK COMMUNITY

# WeAreDREAMERS

NETWORK

## 5 SWORN AFFIDAVIT & CHECKLIST

Make a list of all your papers, proof, money, and forms needed. Write a sworn statement explaining clearly why you want to travel. It doesn't need a notary stamp, but it should help the immigration officer understand why you're going. It's a good idea to put all your reasons in one statement, but you don't have to. You can find a document with the statement and list in the 'GUIDES' section for you to download. .

USCIS  
ATTN: DACA  
P.O. Box 20700  
Phoenix, AZ 85036-0700

Applicant: [Insert your name]  
Alien #: [Insert Alien #]

### Advance Parole Checklist

Cover Letter

Formally requesting Advance Parole under Deferred Action for Childhood Arrivals (DACA) to travel outside the United States for humanitarian reasons, assisting my sick relative. I submit the enclosed documents for your thorough review and processing.

#### Forms and Payment:

- ☐ Check/Money Order for \$630.00 fee for U.S Department of Homeland Security
- ☐ Form I-131 - Travel Document
- ☐ Form G-1145 - E-Notification of Application/Petition Acceptance

#### Identification and Supporting Documents:

- ☐ Copies of employment authorization card or DACA Approval Letter
- ☐ Copy of current passport (*remove if you don't have*)
- ☐ Two passport-sized photographs

#### Legal Declarations:

- ☐ Declaration/Sworn Affidavit letter.

#### Supporting Evidence and Translations:

- ☐ Copy of birth certificate and English translation
- ☐ Copy of parent's birth certificate and English translation
- ☐ Copy of birth certificate(s) of relative(s) being proved relationship and English translation.
- ☐ Letter from applicant's relative's doctor and English translation

#### Additional Evidence:

- ☐ [Any other evidence or documents as required]

USCIS  
ATTN: DACA  
P.O. Box 20700  
Phoenix, AZ 85036-0700

Applicant: [Insert your name]  
Alien #: [Insert Alien #]

### Declaration/Sworn Affidavit

RE: Form I-131 Advance Parole

I, [Your Full Name], solemnly affirm under penalty of perjury that the following statements are true and correct to the best of my knowledge and belief:

I am currently residing at [Your Address], with my DACA status valid until [Date of current DACA expiration]. I am composing this affidavit to support my application for Advance Parole, as I intend to temporarily leave the United States to provide care for my grandmother, [Grandmother's Name].

My grandmother, [Grandmother's Name], is [age] years old and has been suffering from various health conditions, primarily diabetes and high blood pressure. Over time, her health has significantly declined, making it increasingly challenging for her to manage daily tasks independently. She requires continuous assistance with medical appointments, grocery shopping, transportation, and emotional support.

Due to her health issues, my grandmother needs regular medical check-ups and consultations with healthcare professionals. Navigating these appointments alone is difficult for her due to her physical limitations and the complexity of managing multiple health issues.

Furthermore, her ability to perform routine activities like grocery shopping has been severely affected by her health conditions. Simple tasks have become daunting challenges, requiring assistance to select appropriate foods and manage her dietary requirements. As her caregiver, I am committed to ensuring she has access to nutritious meals and essential supplies to support her health and well-being.

In addition to medical and household tasks, my grandmother relies on me for transportation to various destinations, including medical facilities, pharmacies, and social gatherings. With her limited mobility and health issues, she is unable to drive herself and depends on me for transportation assistance. Providing reliable transportation services is crucial to ensure she can access essential services and maintain social connections within her community.

Beyond the practical aspects of caregiving, my grandmother also requires emotional support and companionship to navigate this phase of her life with dignity and comfort. As her grandson/granddaughter, I am deeply invested in her well-being and strive to provide her with the love, companionship, and emotional support she needs to cope with the challenges of aging and declining health.



# WHAT DO I NEED TO REQUEST



## ADVANCE PAROLE?

a step-by-step guide!



JOIN OUR FACEBOOK COMMUNITY

# WeAreDREAMERS

NETWORK

# 6

## IDENTIFICATION AND STATUS

### COPY OF WORK CARD



### 2x2 PASSPORT PHOTOS



Standard: US - Passport & Visa, 2022-04-1  
[www.idphoto4you.com](http://www.idphoto4you.com)

### COPY OF DACA APPROVAL NOTICE

THE UNITED STATES OF AMERICA  
I-797 | NOTICE OF ACTION | DEPARTMENT OF HOMELAND SECURITY  
U.S. CITIZENSHIP AND IMMIGRATION SERVICES

Receipt Number	USCIS Account Number	Case Type
04/10/2023	04/10/2023	IR21D - CONSIDERATION OF DEFERRED ACTION FOR CHILDHOOD ARRIVALS

Notice Type: Approval Notice  
Valid from: 04/28/2023 to 04/27/2025

c/o CALIMAG, MARIA THERESA TATOT  
REEVES IMMIGRATION LAW GROUP  
2 NORTH LAKE AVENUE STE 950  
PASADENA CA 91101

Notice of Deferred Action:  
This notice is to inform you regarding U.S. Citizenship and Immigration Services' (USCIS) decision on your Form I-821D, Consideration of Deferred Action for Childhood Arrivals.

USCIS, in the exercise of its prosecutorial discretion, has decided to defer action in your case. Deferred action is an exercise of prosecutorial discretion by USCIS not to pursue the removal of an individual from the United States for a specific period. Deferred action does not confer or alter any immigration status.

Unless terminated, this decision to defer removal action will remain in effect for the duration of the validity period noted above.

This notice does not constitute employment authorization, nor may it be used in place of an Employment Authorization Document. The 90-day period for reviewing Form I-765, Application for Employment Authorization, filed together with Form I-821D begins as of the date of this approval notice. If Form I-765 is granted, you will receive your Employment Authorization Document separately by mail. Subsequent criminal activity after your case has been deferred is likely to result in termination of your deferred action. This notice does not provide permission to travel outside of the United States.

You are required to notify USCIS if you change your address. You may use the Alien's Change of Address Card, Form AR-11, to report a new address. That form may be found at [www.uscis.gov](http://www.uscis.gov). There is no fee for this change of address form.

NOTICE: USCIS and the U.S. Department of Homeland Security (DHS) reserve the right to verify the information submitted in this request and/or supporting documentation to ensure conformity with applicable laws, rules, regulations, and other authorities. Methods used for verifying information may include, but are not limited to, the review of public information and records, contact by correspondence, the internet, or telephone, and site inspections of businesses and residences. Information obtained during the course of the verification will be used to determine whether termination of deferred action and/or removal proceedings are appropriate if, for example, the requestor committed fraud or misrepresentation in his or her request for consideration of deferred action for childhood arrivals, or engaged in subsequent criminal activity following the submission of his or her request. Individuals for whom removal action is deferred under Deferred Action for Childhood Arrivals may, in the sole discretion of USCIS and DHS, be provided an opportunity to address derogatory information before deferred action is terminated and/or removal proceedings are initiated.

Please see the additional information on the back. You will be notified separately about any other cases you filed.  
USCIS encourages you to sign up for a USCIS online account. To learn more about creating an account and the benefits, go to <https://www.uscis.gov/files-online>.

Nebraska Service Center  
U.S. CITIZENSHIP & IMMIGRATION SVC  
P.O. Box 82521  
Lincoln NE 68501-2521  
USCIS Contact Center: [www.uscis.gov/contactcenter](http://www.uscis.gov/contactcenter)

FORM I-797 (REV. 08/01/16)

### COPY OF PASSPORT BIO PAGE



The main documents needed to send here are your **EAD** \*to show your **DACA VALID STATUS & EXPIRATION** and your **passport photos**.

Your **Passport** is not needed to submit your application but please keep in mind if you plan to travel by plane, there are **NO** exceptions to the requirement of a passport via **PLANE**, if you are traveling by land once your Advance Parole is approved then you will be fine but still we highly recommend you obtaining your passport.



# WHAT DO I NEED TO REQUEST



## ADVANCE PAROLE?

a step-by-step guide!



JOIN OUR FACEBOOK COMMUNITY

# WeAreDREAMERS

NETWORK

## 7 HOW TO PAY YOUR AP

1. Do not print the forms double-sided, only on one side, USCIS will reject it.
2. YES, you can fill out the form by hand with ONLY BLACK OR BLUE INK
3. You have three payment options for the **\$630 Advance Parole Fee** by mail, choose one:
  - Money Order,
  - Personal Check/Cashiers Check or
  - Form G-1450 (Credit/Debit Authorization Form)
    - \* not recommended due to rejected packages, they will only try to run your payment once.

### PAYABLE TO: U.S. DEPARTMENT OF HOMELAND SECURITY

**EXAMPLE:**

Date \_\_\_\_\_ 20\_\_\_\_

PAY TO THE ORDER OF U.S. DEPARTMENT OF HOMELAND SECURITY \$ **630.00**

SIX HUNDRED AND THIRTY DOLLARS 00/100 DOLLARS

For FORM I-131 A# 123456789

*Signature*

Security Features Details on Back

0001

**FOR INFOPASS APPOINTMENTS;**

**DEBIT CARD AND CREDIT CARDS ACCEPTED AS PAYMENT ONLY!!!**



# WHAT DO I NEED TO REQUEST



## ADVANCE PAROLE?

a step-by-step guide!



JOIN OUR FACEBOOK COMMUNITY

# WeAreDREAMERS

NETWORK

## 8 SEND YOUR AP

All travel permit applications for DACA recipients, regardless of status, should be sent to the ARIZONA LOCKBOX, they will process your application and forward it to the assigned office for review and a decision on your application.

**\* Send a certified mail with Tracking / tracking number so they know when they receive it!**

The mailing address varies depending on the service providers you will be using:



**USCIS**

**Attn: DACA**

**P.O. Box 20700**

**Phoenix, AZ 85036-0700**



**USCIS**

**Attn: DACA (Box 20700)**

**2108 E. Elliot Rd.**

**Tempe, AZ 85284-1806**

\*\*\*\*We recommend you request PRIORITY EXPRESS MAIL with **USPS**. They will provide you an envelope to put all your forms and supporting documentation.

# WHAT DO I NEED TO REQUEST



## ADVANCE PAROLE?

a step-by-step guide!



JOIN OUR FACEBOOK COMMUNITY

# WeAreDREAMERS

NETWORK

*This guide is intended for educational purposes and does not constitute legal advice.*

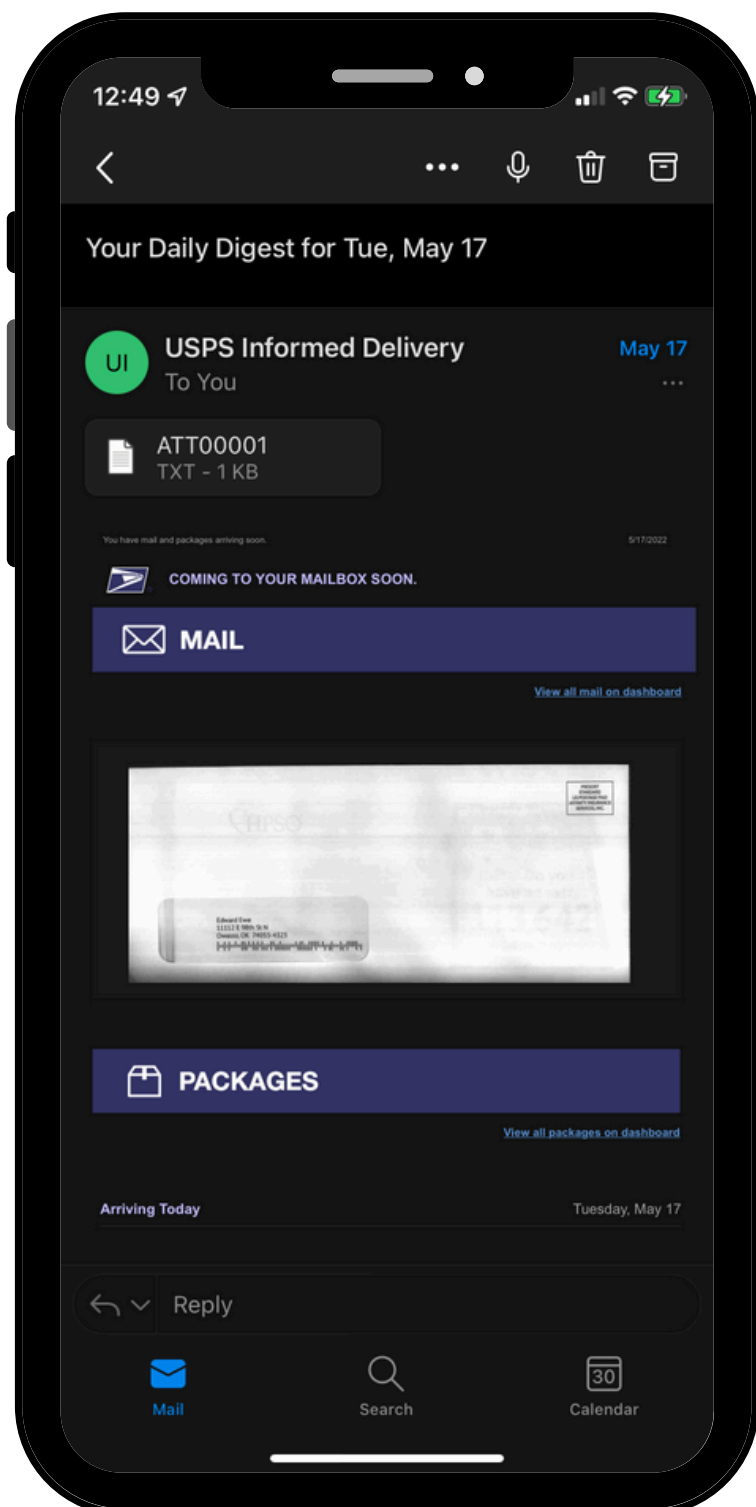
# 9

## YOU DID IT!

**Great job submitting your request!**

Now, we wait for a response or maybe a request for more documents, which could take around 4 months, but that might change depending on how many requests they get.

1. **Start saving money now.**
2. **If you have a USCIS account, make sure you can log in. If not, ask for help unlocking it or create a new one.**
3. **Get your passport ready, and if you have kids or a spouse, get theirs too if you haven't already. It can take a while.**
4. **You don't need a COVID vaccine for this, but if you're planning to adjust status (AOS), you will.**
5. **Prepare for approval by telling your boss and arranging pet care if needed.**
6. **Stay updated on your case to avoid missing any requests for more information.**
7. **Sign up for USPS Informed Delivery so you don't miss any important mail.**





# WHAT DO I NEED TO REQUEST



## ADVANCE PAROLE?

a step-by-step guide!



JOIN OUR FACEBOOK COMMUNITY

# WeAreDREAMERS

NETWORK

# APPROVED? UNDERSTAND YOUR AP!

Your NAME,  
Your DOB,  
Your Address,  
Your Country

ONE DAY: means the  
time period you're  
paroled back in. As in  
the day you come back  
you are paroled back  
into the states you  
technically have  
status. That's your  
admission date.

YOUR  
PHOTO

Alien Number

RECEIPT  
NUMBER

USCIS  
ACCOUNT #

Day you MUST  
RETURN BY.

Day you CAN  
LEAVE BY.

HOW MANY TIMES YOU  
CAN USE YOUR AP?

1. ONE ENTRY= One time
2. MULTIPLE ENTRIES: As many times as you need to travel within the timeframe given.

This section will initially be left blank, but upon your return, it will be stamped by the CBP Officer. Please ensure that the CBP Officer records your entry and provides you with proof, such as a stamped Advance Parole (AP) document, a stamped Passport, or an I-94 card.

**THE UNITED STATES OF AMERICA**  
**I-512L | AUTHORIZATION FOR PAROLE OF AN ALIEN INTO THE UNITED STATES**  
DEPARTMENT OF HOMELAND SECURITY | U.S. CITIZENSHIP AND IMMIGRATION SERVICES

Family Name/Given Name/Middle Initial <b>HERNANDEZ CANTU, THELMA LEILANY</b>		A-Number [REDACTED]	Receipt Number [REDACTED]
Date of Birth (Month/Day/Year) [REDACTED]	Country of Birth <b>Mexico</b>	Date Issued: <b>05/12/2023</b>	USCIS Account Number [REDACTED]
U.S. Address (Apt Number/Street Number and Name/City/State or Province/Zip/Postal Code) [REDACTED]			

**TRAVEL AUTHORIZATION:** Presentation of the original of this document authorizes a transportation line to accept the named bearer on board for travel to the United States without liability under section 273 of the Immigration and Nationality Act (INA) for bringing an alien who does not have a visa.

**TO RECIPIENT:** This document authorizes multiple departures from the United States on or after 05/11/2023, and related returns on or before 08/09/2023. Warning: Your travel must be within this authorized period. Departing before or returning after this period may result in termination of DACA. Note: The date you receive this notice (or the date it is issued) does not begin the authorized travel period.

**HERNANDEZ CANTU, THELMA LEILANY**  
[REDACTED]  
**EDINBURG TX 78541-6361**

Country of Birth  
**Mexico**

**FOR CBP USE ONLY**  
The named bearer of this authorization is an individual whose removal has been deferred under 8 CFR 236.22 authorizing Deferred Action for Childhood Arrivals (DACA).  
Parole period is valid until: **ONE DAY** Parole purpose is: **DACA** Parole authorization is valid for: **MULTIPLE ENTRIES**  
The named bearer departed the United States temporarily and intends to return to the United States. Presentation of the original of this document allows a Customs and Border Protection (CBP) Inspector at a port-of-entry to parole the named bearer, whose photograph appears on this authorization, into the United States based on the parole authority contained in INA 212(d)(9)(A).

**NOTICE - RETURN BEFORE YOU TRAVEL ABROAD**  
Parole is permission into the United States. Presentation of this authorization will allow a CBP Inspector at a port-of-entry to parole you into the United States. If CBP paroles you into the United States, your case will generally continue to be deferred. The deferral will continue until the date specified by USCIS or Immigration and Customs Enforcement (ICE) in your deferral notice or until the decision to defer removal action in your case has been terminated, whichever is earlier. Parole is not an "admission," so even while you are paroled you will remain an "applicant for admission." If you are found inadmissible, you will need to apply and qualify for a waiver of inadmissibility. If your waiver application is denied, you may be subject to removal proceedings as an inadmissible alien under 235(b)(1) or 240 of the Act. Parole into the United States is not guaranteed. In all cases, you are still subject to immigration inspection at a port-of-entry to determine whether you are eligible to come into the United States via the terms of this document. Even if you have previously been granted parole, the Department of Homeland Security retains discretion to deny you parole if the Department determines approving your parole application would not serve the public interest of the United States.

**WARNINGS**  
DHS can revoke or terminate your advance parole document at any time. If you are outside the United States when you are notified that DHS has revoked or terminated your advance parole document, the revocation or termination of your advance parole document may leave you unable to return to the United States unless you have a valid visa or other document that permits you to travel to the United States and seek admission. If you are in the United States when DHS revokes or terminates your parole, you will return to the status of an unparoled applicant for admission, and you may be subject to removal under INA section 212, rather than INA section 237.

**Travel Warnings:** Leaving the United States, even with your advance parole document, does not guarantee that you will be paroled into the United States. CBP has discretion to deny a request for parole. Traveling outside the authorization period indicated above may result in termination of DACA.  
If you have been ordered deported or removed, departing from the United States without having had your exclusion, deportation, or removal proceedings reopened and administratively closed or terminated will result in your being considered excluded, deported or removed, with potentially serious future immigration consequences, even if USCIS or ICE has deferred action in your case. If you have been unlawfully present in the United States, you may want to ask an immigration attorney or a representative at an immigrant assistance organization accredited by the Board of Immigration Appeals (BIA), whether leaving the United States would make you inadmissible and therefore ineligible for adjustment of status. Under section 212(a)(9)(B)(i) of the Act, aliens who depart the United States after being unlawfully present in the United States for certain periods may become subject to new or additional grounds of inadmissibility because of their travel abroad.

*Loren Miller*  
Loren Miller

Nebraska Service Center  
850 S. Street  
Lincoln NE 68501  
(Authorizing Office)

Parole Stamp

DEPARTMENT OF HOMELAND SECURITY  
**PAROLED**  
Until: **May 25, 2023**  
Purpose: **DA**  
5/25/23 2305 24961  
(Date) (Location) (Officer)  
DEPARTMENT OF HOMELAND SECURITY

**FORM I-512L (REV. 08/01/16)**

a step-by-step guide!



JOIN OUR FACEBOOK COMMUNITY

# WeAreDREAMERS

## NETWORK

**Once your travel plans are finalized and are ready to leave make sure to take your *Work Permit, your Passport and your Advance Parole Document*, make sure to make copies of these documents for your records.**



# WORK PERMIT

[illegible]

# AP DOCUMENT



# PASSAPORT



# WHAT DO I NEED TO REQUEST



## ADVANCE PAROLE?

a step-by-step guide!



JOIN OUR FACEBOOK COMMUNITY

# WeAreDREAMERS

NETWORK

# TRAVELING WITH ADVANCE PAROLE

If you are traveling with your children without the other parent or parents (you could be taking your sibling/niece/nephew..etc) if they are underage. Please get a **International Travel Consent and Acknowledgement** to avoid any issues at your leave/return.



### International Travel Consent and Acknowledgement

Before me, the undersigned Notary Public, on this date personally appeared NAME PARENT STAYING IN THE USA, who, after being duly sworn, stated under oath as follows:

"My name is (NAME PARENT STAYING IN THE USA), and I am over the age of 18 years. All the facts stated herein are within my personal knowledge and true and correct.

"I am the BIOLOGICAL (FATHER/MOTHER) and shared legal guardian of CHILD NAME.

"CHILD NAME, a minor child, born 05/06/2022 MAY 6TH 2022), AT 10:23AM with BIRTH CERTIFICATE # 0035551652 (WITH DATE ISSUED OF MAY, 18 2022) and LAST 4 OF SSN: 1234 born in TULSA, OK in the United States.

"CHILD NAME has my consent to travel with NAME OF PARENT TRAVELING WITH CHILD, RELATIONSHIP(MOTHER/FATHER) of child and who I share legal custody of above mentioned minor child.

"This consent is valid for travel starting on or about DATE LEAVING to MEXICO and returning on or about DATE RETURNING.

"I authorize and recommend NAME OF PARENT TRAVELING WITH CHILD, his RELATIONSHIP(MOTHER/FATHER), to make emergency medical decisions on our behalf, in the event that my child requires emergency medical treatment at a time or place from which I may not be reached.

"I authorize and recommend NAME OF PARENT TRAVELING WITH CHILD, his RELATIONSHIP(MOTHER/FATHER), to make arrangements and determinations for all modes of travel, including itinerary changes as necessary during this trip.

"In the absence of NAME OF PARENT TRAVELING WITH CHILD, his RELATIONSHIP(MOTHER/FATHER), should any medical, travel or personal welfare incident arise, immediate contact shall be made to me, NAME PARENT STAYING IN THE USA. If immediate communication is not possible, these decisions are to be made by NAME OF ANOTHER RELATIVE OR REMOVE, RELATIONSHIP TO CHILD who will be traveling with the above-mentioned child in MEXICO.

NAME PARENT STAYING IN THE  
USA  
123 N OKLAHOMA ST  
TULSA, OK 74111  
918-123-4567

Subscribed and sworn to before me by NAME PARENT STAYING IN THE USA, who first identified himself to me through his (state ID or Driver's License No. \_\_\_\_\_), on \_\_\_\_\_, to certify which witness my hand and official seal.

(SEAL)

NOTARY PUBLIC IN AND FOR THE STATE  
OF \_\_\_\_\_

MY COMMISSION EXPIRES: \_\_\_\_\_

PRINT NOTARY'S NAME: \_\_\_\_\_

**\*there is a  
Word  
document you  
can use in  
FILES.**

# WHAT DO I NEED TO REQUEST



## ADVANCE PAROLE?

a step-by-step guide!



JOIN OUR FACEBOOK COMMUNITY

# WeAreDREAMERS

NETWORK

## TRAVELING WITH ADVANCE PAROLE

If you are married and have changed your name on your DACA papers, we also **STRONGLY RECOMMEND** you take your marriage license or scan a copy to take with you.



**MARRIAGE LICENSE**

STATE OF OKLAHOMA Valid Only In Tulsa County TULSA COUNTY  
State of Oklahoma

To any person authorized to perform or solemnize the Marriage Ceremony, Greetings:

You are hereby authorized, upon delivery of this marriage license within ten days from date of its issue to you, to join in marriage

Mr. Cecil Tulba of Beggs  
County of Tulsa State of Oklahoma age 21 years, and  
M. Ruth Taber of Jenks  
County of Tulsa State of Oklahoma age 15 years; and  
by the command of the statute you shall make due return of this license to my office within five days succeeding the performance of the marriage herein authorized.

Issued under my hand and official seal, and recorded in my Marriage Record before delivery, at Tulsa, Oklahoma, this 27 day of December 1920.

(SEAL) XXXXXXXXXXXX Court Clerk, Frances Harvey  
By Hal Turner Deputy

Requirements of House Bill 7, Twentieth Oklahoma Legislature, fully met before issue, and fees endorsed. Person officiating will retain (Reverse)

**CERTIFICATE OF MARRIAGE**

I, S. C. Maxey  
Justice of the Peace  
of Tulsa in Tulsa County, State of Oklahoma,  
do hereby certify that I joined in marriage the persons named in and authorized by this license to be married, on the 27 day of December A. D. 1920,  
at Tulsa in Tulsa County, State of Oklahoma, in the presence  
of Nanay Taber of Jenks, Okla.  
and Joe Guttinie of  
of S. C. Maxey  
J. P.  
(OFFICIAL DESIGNATION)

License returned, and Certificate of Marriage recorded subjoining the record of License issued and recorded in Marriage Record Book 22 at page 483 on this the 6 day of Jan. 1921  
XXXXXXXXXXXXXXXXX Court Clerk, Frances Harvey  
By Hal Turner Deputy



## MARRIAGE LICENSE

## WHAT DO I NEED TO REQUEST





 JOIN OUR FACEBOOK COMMUNITY

**WeAreDREAMERS**  
NETWORK

## TRAVELING WITH ADVANCE PAROLE

Remember to enjoy this unique experience, whether it is seeing your relatives, taking care of them, going for your own health reasons, for the employer that gives you this great opportunity or for educational reasons, whatever the reason, live to the fullest. , and don't stop. Enjoy, you deserve it and remember to take a million photos and videos because time goes by faster than you think. Congratulations and here we are to support you...**WeAreDREAMERS!**



**ENSURE YOU MAKE A COPY OR SCAN ON YOUR PHONE  
YOUR AP DOCUMENT, FOR YOUR PERSONAL RECORDS.**