



| PRODUCT MANUAL |



ELCON Group

Your preferred designer, manufacturer and global supplier of electrical and industrial solutions


 **Phone:** Rom. Office: **+4.0741.958.553** U.K. Office: **+44 7478 989289**  **office@elcongroup.eu | contact@el-con.ro**

Company Headquarters:

Romania, Mun. Craiova, Dolj county, str. Ctin Brancoveanu no. 83

European Headquarters: UK - London Office The Jubilee Centre Unit K, 10-12 Lombard Road, London, England, SW193TZ

 **www.elcongroup.eu**



Application

The cable serves as an overhead ground wire, shielding transmission lines from lightning damage, and is widely employed by power utilities and manufacturers in formed wire and optical ground wire sectors. Its robustness, longevity, and resistance to corrosion make it a fundamental element in overhead conductors. The galvanized coating provides protection against rust and corrosion, rendering it suitable for outdoor use in diverse weather conditions.

Specifications

- IEC Standard: IEC 61089
- American Standard: ASTM B 415, ASTM B 416, ASTM B549, ASTM B502, ASTM B230, ASTM B228, ASTM A363/A 475
- BS Standard: BS 183
- DIN Standard: DIN 48201
- AS/NZS Standard: AS/NZS 1222.2
- GOST Standard: GOST 3063

Eastful Cable Lab

We have CNAS Accredited Facility to assure conformity assessment services with a focus on quality, expertise, and customer satisfaction. CNAS has international mutual recognition among IAF, ILAC, APLAC and PAC.

Accreditation

We meet the requirements of ISO9001, ISO14001, ISO45001 and ISO50001 and our cables have certificate of CCC, RoHS, CASC, UL, cUL, TÜV Rheinland and CCS.



National Green Factory

Our facility has been awarded of National Green Factory by Ministry of Industry and Information Technology of China. We are committed to the development of high-end, intelligent and green manufacturing industry.

*The overall energy consumption level of green factories is better than the energy efficiency benchmark level.

Technical Parameters

Name	Nominal Section Area
ACS	50.32 mm ² to 620.60mm ²
CCS	46.42 mm ² to 318.5mm ²
GSW	9.43mm ² to 158mm ²



Application

This cable is used for overhead electric power transmission, particularly for long-distance transfers from power generation facilities to substations. Its application extends to the distribution of electricity to residential, commercial, and street areas. Moreover, it plays a significant role in the reconstruction of electrified wire networks in urban and forest regions, thereby enhancing safety and reliability.

Specifications

- IEC Standard: IEC 61089, IEC 62004, IEC 1232
- BS Standard: BS 215 Part 1, BS 215 Part 2, BS EN50182, BS 3242, BS EN 50183
- American Standard: ASTM B 231, ASTM B-230, ASTM B-232, ASTM B549, ASTM B399, ASTM B856, ASTM B711
- DIN Standard: DIN 48201, DIN 48204
- CSA Standard: CAN/CSA-C61089
- NF C Standard: NF C 34-125
- AS/NZS Standard: AS/NZS 1531, AS/NZS 3607
- JIS Standard: JIS C 3109
- ABNT NBR Standard: ABNT NBR 7271, ABNT NBR 5369
- GOST Standard: GOST 839-80

Eastful Cable Lab

We have CNAS Accredited Facility to assure conformity assessment services with a focus on quality, expertise, and customer satisfaction. CNAS has international mutual recognition among IAF, ILAC, APLAC and PAC.

Accreditation

We meet the requirements of ISO9001, ISO14001, ISO45001 and ISO50001 and our cables have certificate of CCC, RoHS, CASC, UL, cUL, TUV Rhineland and CCS.



National Green Factory

Our facility has been awarded of National Green Factory by Ministry of Industry and Information Technology of China. We are committed to the development of high-end, intelligent and green manufacturing industry.

*The overall energy consumption level of green factories is better than the energy efficiency benchmark level.

Technical Parameters

Type	Standard		
	BS,AS/NZS	ASTM,CSA	IEC,DIN
AAC	22mm ² to 750mm ²	6AWG to 3500kcmil	16mm ² to 1500mm ²
ACSR	10mm ² to 500mm ²	6AWG to 1590kcmil	16mm ² to 1250mm ²
ACSR AW	10mm ² to 500mm ²	6AWG to 1590kcmil	16mm ² to 1250mm ²
AAAC	15mm ² to 700mm ²	6AWG to 1000kcmil	16mm ² to 1250mm ²
ACAR	16mm ² to 1400mm ²	4AWG to 3000kcmil	16mm ² to 1400mm ²
ACSS	-	266.8kcmil to 1590kcmil	-
AACSR	10mm ² to 500mm ²	6AWG to 1590kcmil	16mm ² to 1250mm ²
STACIR			261.5mm ² , 484.5mm ² , 597mm ²



Application

This cable is commonly used for overhead power distribution systems and specifically engineered for installation above ground, often on utility poles, facilitating the transmission of electricity from the power source to end users.

Performance

Electrical performance(U_0/U): 0.6/1kV, 3.8/6.6kV, 6.35/11kV(6/10kV), 8.7/15kV, 12.7/22kV (12/20kV), 19/33kV(18/30kV)
 Chemical performance: chemical, UV&oil resistance
 Mechanical performance(minimum bending radius): 10x O.D.
 Thermal performance:
 -Maximum service temperature: 90°C
 -Maximum short-circuit temperature: 250°C(Max.5s)
 -Minimum service temperature: -40°C

Specifications

-American Standard:
 ICEA S-61-402, ANSI/ICEA S-76-47, ICEA S-121-733
 -BS Standard: BS 7870-5
 -AS/NZS Standard: AS/NZS 3560.1, AS/NZS 3599-1
 -NFC Standard: NFC 33-209
 -IEC Standard: IEC 60502-1
 -SANS Standard: SANS 1418
 -HD Standard: HD 626
 -ABNT NBR Standard: ABNT NBR 8182
 -NTP Standard: NTP 370.254
 -ASTM Standard:
 ASTM B230, ASTM B400, ASTM B231, ASTM B232
 -ABNT NBR Standard:
 ABNT EB-2173, ABNT/NBR 11873, ABNT/NBR NM 280
 -Mexican Standard: CFE E0000-29, CFE-E0000-09, NOM-063, LFC GDD-030, NMX-J-032/058/054/061
 -SANS Standard: SANS 1713:2017
 -GOST Standard: GOST 839-80, GOST 31946

Eastful Cable Lab

We have CNAS Accredited Facility to assure conformity assessment services with a focus on quality, expertise, and customer satisfaction.
 CNAS has international mutual recognition among IAF, ILAC, APLAC and PAC.

Accreditation

We meet the requirements of ISO9001, ISO14001, ISO45001 and ISO50001 and our cables have certificate of CCC, RoHS, CASC, UL, cUL, TUV Rhineland and CCS.



National Green Factory

Our facility has been awarded of National Green Factory by Ministry of Industry and Information Technology of China. We are committed to the development of high-end, intelligent and green manufacturing industry.

*The overall energy consumption level of green factories is better than the energy efficiency benchmark level.

■ Technical Parameters

Name	Voltage	Nominal Section Area
Covered Line Wire	0.6/1kV	6 AWG to 1033.5kcmil
Duplex Service Drop Wire (PSD)	0.6/1kV	1x6AWG+1x6AWG to 1x1/0AWG+1x1/0AWG
Triplex Service Drop Wire (PSD)	0.6/1kV	2x6AWG+1x6AWG to 2x336.4kcmil+1x336.4kcmil
Quarduplex Service Drop Wire (PSD)	0.6/1kV	3x4AWG+1x4AWG to 3x336.4kcmil+1x336.4kcmil
Aerial Bundled Cable(ABC Cable)	0.6/1kV	1x10mm ² to 1x185mm ² 2x10mm ² to 2x70mm ² 3x10mm ² to 3x120mm ² 4x10mm ² to 4x120mm ² 1x16mm ² +16mm ² to 1x50mm ² +50mm ² 2x16mm ² +16mm ² to 2x50mm ² +50mm ² 3x16mm ² +16mm ² to 3x120mm ² +70mm ² 4x95mm ² +35mm ²
Aerial Bundled Cable(Supporting Catenary)	3.8/6.6kV	Type A: 95mm ² , 120mm ² , 150mm ² , 185mm ² Type B: 35mm ² , 50mm ² , 70mm ² , 95mm ² , 120mm ² , 150mm ² , 185mm ²
	6.35/11kV	Type A: 95mm ² , 120mm ² , 150mm ² , 185mm ² Type B: 35mm ² , 50mm ² , 70mm ² , 95mm ² , 120mm ² , 150mm ² , 185mm ²
	12.7/22kV	Type A: 95mm ² , 120mm ² , 150mm ² , 185mm ² Type B: 35mm ² , 50mm ² , 70mm ² , 95mm ² , 120mm ² , 150mm ² , 185mm ²
	19/33kV	Type A: 95mm ² , 120mm ² , 150mm ² , 185mm ² Type B: 35mm ² , 50mm ² , 70mm ² , 95mm ² , 120mm ² , 150mm ² , 185mm ²
Pre-assembled Cable	0.6/1kV	1x10mm ² +10mm ² to 1x70mm ² +70mm ² 2x10mm ² +10mm ² to 2x70mm ² +70mm ² 3x10mm ² +10mm ² to 3x120mm ² +120mm ²
CAAI Cable	0.6/1kV	1x16mm ² to 1x150mm ² 2x16mm ² to 2x35mm ² 3x16mm ² to 3x70mm ² 4x16mm ² to 4x25mm ² 1x16mm ² +ND25mm ² to 1x25mm ² +NA25mm ² 2x16mm ² +ND25mm ² to 2x35mm ² +16mm ² 3x25mm ² +16mm ² to 3x120mm ² +16mm ²
SIP Cable	0.6/1kV	1x10mm ² to 1x240mm ² 2x10mm ² to 2x240mm ² 3x10mm ² to 3x240mm ² 4x10mm ² to 4x240mm ² 1x16mm ² + 1 x 25mm ² 3x16mm ² + 1x25mm ² to 3x240mm ² + 1x95mm ²
SIP Cable	20kV/30kV	1x35mm ² to 1x240mm ²

■ Technical Parameters

Name	Voltage	Nominal Section Area
Tree Wire Spacer Cable	15kV	1/0AWG to 795kcmil
	25kV	1/0AWG to 795kcmil
	35kV	1/0AWG to 795kcmil
Ecological Cable	15kV	1/0AWG to 500kcmil(AAC) 1/0AWG to 477kcmil(ACSR)
	25kV	1/0AWG to 500kcmil(AAC) 1/0AWG to 477kcmil(ACSR)
Semi-insulated Cable	15kV	1/0AWG to 397.5kcmil(Double&Three Layer)
	25kV	1/0AWG to 397.5kcmil(Double&Three Layer)
	35/38kV	1/0AWG to 397.5kcmil(Double&Three Layer)
Protected Aluminum Cable	15kV	35mm ² ,50mm ² ,70mm ² ,95mm ² ,120mm ² ,150mm ² , 185mm ² ,240mm ² ,300mm ² ,(Double&Three Layer)
	25kV	35mm ² ,50mm ² ,70mm ² ,95mm ² ,120mm ² ,150mm ² , 185mm ² ,240mm ² ,300mm ² ,(Double&Three Layer)
	35kV	35mm ² ,50mm ² ,70mm ² ,95mm ² ,120mm ² ,150mm ² , 185mm ² ,240mm ² ,300mm ² ,(Double&Three Layer)



■ Application

Secondary URD cables are used in underground distribution systems to supply electricity to residential, commercial, and industrial buildings. They are typically buried underground, providing a safe and reliable method of power delivery while minimizing visual impact and potential hazards associated with overhead lines. Moreover, URD cables facilitate the integration of renewable energy sources into the grid and are vital for upgrading aging distribution systems, ensuring reliable power delivery and meeting the evolving needs of communities.

■ Construction

Secondary URD Cable with Aluminum Conductor features 1350-H19,H16 or H26 aluminum conductor, insulated with materials of cross-linked polyethylene (XLPE), surrounded by a durable outer jacket, providing mechanical protection and resistance to environmental factors, ensuring safe and reliable underground electrical distribution to residential, commercial, and industrial areas.

■ Specification

- ASTM Standard: ASTM B-230/231, ASTM B-786-19, ASTM B-901
- ICEA Standard: ICEA S-105-692

■ Technical Parameters

Name	Voltage	Nominal Section Area
Single Conductor	600V	6 to 4/0 AWG, 250 to 1000kcmil
Duplex Conductor	600V	8 to 2 AWG
Triplex Conductor	600V	6 to 4/0 AWG, 250 to 750kcmil
Quadruplex Conductor	600V	4 to 4/0 AWG, 350 to 750kcmil

■ Eastful Cable Lab

We have CNAS Accredited Facility to assure conformity assessment services with a focus on quality, expertise, and customer satisfaction. CNAS has international mutual recognition among IAF, ILAC, APLAC and PAC.

■ Accreditation

We meet the requirements of ISO9001, ISO14001, ISO45001 and ISO50001 and our cables have certificate of CCC, RoHS, CASC, UL, cUL, TUV Rhineland and CCS.



■ National Green Factory

Our facility has been awarded of National Green Factory by Ministry of Industry and Information Technology of China. We are committed to the development of high-end, intelligent and green manufacturing industry.

*The overall energy consumption level of green factories is better than the energy efficiency benchmark level.



■ Application

Covered conductors are vital for primary and secondary overhead distribution, especially where space is limited for rights-of-way. Installed like bare conductors, their covering prevents direct shorts and flashovers if tree limbs or objects come into contact, crucial in tight spaces. Tree Wire is used where trees crowd the right-of-way, reducing power outages from conductor-tree interactions, minimizing trimming needs. Covered Aerial MV Cable, installed with other cables and spacers, reduces space and hardware in congested areas. Spacer Cable, installed with other spacers, also minimizes space and hardware, particularly in crowded regions.

■ Construction

AAC (1350-H19), AAAC, or ACSR conductors are concentrically stranded and come with options for black or gray track-resistant, high-density polyethylene (HDPE) or black track-resistant cross-linked polyethylene (XLP) covering.

Conductor: longitudinally water-tight stranded all-aluminum alloy (AAAC) or aluminum conductor steel reinforced (ACSR)

Conductor Screen: water-swellable semi-conducting tape (if necessary) and extruded semi-conducting compound.

Inner Insulation: XLPE

Outer Insulation: UV protected and anti-tracking, colored black XLPE or HDPE.

■ Specifications

-ASTM Standard: ASTM B-230/231/232/398/399/400, ASTM D-1248/2656, ASTM C-8.35

-American Standard: ICEAS-61-402, ANSI/ICEA S-70-547

-BS Standard: BS 6485, BS EN 50397-1, BS EN 50182,

-IS Standard: IS 398-2, IS 398-4

-IEC Standard: IEC 61089

-AS/NZS Standard: AS/NZS 3675

■ Eastful Cable Lab

We have CNAS Accredited Facility to assure conformity assessment services with a focus on quality, expertise, and customer satisfaction.

CNAS has international mutual recognition among IAF, ILAC, APLAC and PAC.

■ Accreditation

We meet the requirements of ISO9001, ISO14001, ISO45001 and ISO50001 and our cables have certificate of CCC, RoHS, CASC, UL, cUL, TUV Rhineland and CCS.





■ National Green Factory

Our facility has been awarded of National Green Factory by Ministry of Industry and Information Technology of China. We are committed to the development of high-end, intelligent and green manufacturing industry.

*The overall energy consumption level of green factories is better than the energy efficiency benchmark level.

■ Technical Parameters

Code	Voltage	Nominal Section Area
Tree Wire(one layer)	5kV	4 to 4/0 AWG, 250 to 500kcmil (AAC) 4 to 4/0 AWG, 266.8 to 477kcmil (ACSR)
	15kV	4 to 4/0 AWG, 266.8 to 500kcmil (AAC) 4 to 4/0 AWG, 266.8 to 477kcmil (ACSR)
Tree Wire(two layer)	15kV	4 to 4/0 AWG, 266.8 to 795kcmil (ACSR) 4 to 4/0 AWG, 266.8 to 636kcmil (AAAC) 1/0 to 4/0 AWG, 266.8 to 636kcmil (AAC)
	15kV	4 to 4/0 AWG, 266.8 to 636kcmil (ACSR) 4 to 4/0 AWG, 266.8 to 636kcmil (AAAC) 1/0 to 4/0 AWG, 266.8 to 795kcmil (AAC)
Tree Wire(three layer)	25kV	1/0 to 4/0 AWG, 266.8 to 556.5kcmil (ACSR) 4 to 4/0 AWG, 266.8 to 795kcmil (AAAC) 1/0 to 4/0 AWG, 266.8 to 795kcmil (AAC)
	35kV	1/0 to 4/0 AWG, 266.8 to 795kcmil (ACSR) 4 to 4/0 AWG, 266.8 to 556.5kcmil (AAAC) 1/0 to 4/0 AWG, 266.8 to 795kcmil (AAC)
BS EN 50397	15kV, 25kV	35mm ² , 50mm ² , 70mm ² , 95mm ² , 120mm ² , 150mm ² , 185mm ² , 240mm ² , 300mm ²
BS EN 50397	35kV	70mm ² , 95mm ² , 120mm ² , 150mm ² , 185mm ² , 240mm ² , 300mm ²
AS/NZS 3675(Alloy 6201)	11kV, 22kV, 33kV	7x3.75mm ² to 7x4.75mm ² , 9x3.5mm ²
AS/NZS 3675(Alloy 1120)	11kV, 22kV, 33kV	7x2.75mm ² to 7x4.75mm ² , 9x3.5mm ²
BS 6485(Cooper conductor)		14mm ² to 100mm ²
BS 6485(AAC)		22mm ² to 750mm ²
BS 6485(ACSR)		25mm ² to 200mm ²



Application

This wire is primarily designed for fixed installations and serves as a crucial component for connecting power, lighting electronic equipment, instruments, and telecommunication devices. Its role is indispensable in establishing secure and dependable electrical connections throughout buildings. Furthermore, it can be employed for interconnecting control systems, security setups, and communication networks within the building infrastructure, enhancing overall functionality and efficiency.

Performance

Electrical performance (U_0/U): 450/750V, 300/500V, 600V
 Chemical performance: chemical, UV & oil resistance
 Mechanical performance (minimum bending radius): 4x O.D.
 Thermal performance:
 - Nominal operating temperature: 70°C
 - Maximum short circuit temperature: 160°C (Max. 5s)
 - Minimum service temperature: -40°C

Core Identification

Black, red, blue, white, green, brown, orange, yellow, and gray.

Specifications

- IEC Standard: IEC 60227
 - BS Standard: BS 6004, BS EN 50525-2-11
 - ASTM Standard: ASTM B800 B801 B836
 - AS/NZS Standard: AS/NZS 5000

Eastful Cable Lab

We have CNAS Accredited Facility to assure conformity assessment services with a focus on quality, expertise, and customer satisfaction. CNAS has international mutual recognition among IAF, ILAC, APLAC and PAC.

Accreditation

We meet the requirements of ISO 9001, ISO 14001, ISO 45001 and ISO 50001 and our cables have certificate of CCC, RoHS, CASC, UL, cUL, TÜV Rheinland and CCS.



National Green Factory

Our facility has been awarded National Green Factory by Ministry of Industry and Information Technology of China. We are committed to the development of high-end, intelligent and green manufacturing industry.

*The overall energy consumption level of green factories is better than the energy efficiency benchmark level.

■ Technical Parameters

Code	Voltage	Nominal Section Area
IEC 60227	300/500V	0.5mm ² , 0.75mm ² , 1mm ²
IEC 60227	450/750V	1.5mm ² , 2.5mm ² , 4.0mm ² , 6.0mm ² , 10mm ² , 16mm ² , 25mm ² , 35mm ² , 50mm ²
H05V-U,H07V-U	300/500V	0.5mm ² , 0.75mm ² , 1mm ²
H05V-U,H07V-U	450/750V	1.5mm ² , 2.5mm ² , 4.0mm ² , 6.0mm ² , 10mm ² , 16mm ² , 25mm ² , 35mm ² , 50mm ²
H05V-R,H07V-R	300/500V	0.5mm ² , 0.75mm ² , 1mm ²
H05V-R,H07V-R	450/750V	1.5mm ² , 2.5mm ² , 4.0mm ² , 6.0mm ² , 10mm ² , 16mm ² , 25mm ² , 35mm ² , 50mm ²
H05V-K,H07V-K	300/500V	0.5mm ² , 0.75mm ² , 1mm ²
H05V-K,H07V-K	450/750V	1.5mm ² , 2.5mm ² , 4.0mm ² , 6.0mm ² , 10mm ² , 16mm ² , 25mm ² , 35mm ² , 50mm ²
H03VV-F,H05VV-F	300/500V	2x0.5mm ² to 2x6.0mm ² 3x1.0mm ² to 3x6.0mm ² 4x1.0mm ² to 4x16.0mm ² 5x1.0mm ² to 5x16.0mm ² 6x1.0mm ² to 6x16.0mm ²
H05VVH-U ,H07VVH-U	450/750V	2x0.75mm ² to 2x4.0mm ² 3x0.75mm ² to 3x6.0mm ² 2x0.75mm ² +E to 2x4.0mm ² +E
TW,THW, THW-2	600V	14 AWG - 4/0 AWG ;250kcmil - 1000kcmil
XHHW,XHHW-2	600V	6 AWG - 4/0 AWG ;250kcmil - 900kcmil
THHN,THWN,THWN-2	600V	8 AWG - 4/0 AWG ;250kcmil - 1000kcmil
TPS	300/500V	2x1mm ² +1mm ² 2x1.5mm ² +1.5mm ² 2x2.5mm ² +2.5mm ² 2x4mm ² +2.5mm ² 2x6mm ² +2.5mm ² 2x10mm ² +4mm ² 2x16mm ² +6mm ²



Application

These low voltage cables are specifically designed for supplying electricity in low voltage installation systems. They are versatile, suitable for both indoor and outdoor installations, including cable ducts, underground applications, power and switching stations, local energy distributions, and industrial plants where the risk of mechanical damage is minimal.

Performance

- Electrical performance (U_0/U): 0.6/1kV
 Chemical performance: chemical, UV&oil resistance
 Mechanical performance (Minimum bending radius):
 -single core unarmoured cable: 20 x O.D.
 -single core AWA or aluminum tape armoured cable: 15 x O.D.
 -multi core unarmoured cable: 15 x O.D.
 -multi core SWA or STA armoured cable: 12 x O.D.
 Thermal performance:
 -Maximum service temperature: 90°C
 -Maximum short-circuit temperature: 250°C(Max.5s)
 -Minimum service temperature: -10°C
 Fire performance:
 -Flame retardant according to IEC/EN 60332-1-2 standard
 -Reduced emission of halogens chlorine: <15%

Construction

- Conductor: stranded compacted copper or aluminum conductor, class 2
 Conductor Screen: semi-conductive compound
 Insulation: XLPE (cross-linked polyethylene)
 -alternative: PVC (Polyvinyl Chloride)
 -alternative: EPR (Ethylene Propylene Rubber)
 Insulation Screen: semi-conductive compound
 Metallic Screen: individual concentric copper wires or copper tape
 Optional Filler: PET (polyethylene terephthalate) fibres
 Binding Tape: polyester tape or non-woven fabric
 Optional Inner Sheath: PVC (Polyvinyl chloride)
 -alternative: LSZH (Low Smoke Zero Halogen)
 Optional Armoring:
 AWA (Aluminum Wire Armoring)
 STA (Steel Wire Armoring)
 DSTA (Double Steel Wire Armoring)
 SWA (Steel Wire Armoring)
 Outer Sheath: PVC (polyvinyl chloride)
 -alternative: FR-PVC (Flame Retardant Polyvinyl Chloride)
 -alternative: LDPE (Low Density Polyethylene)
 -alternative: MDPE (Medium Density Polyethylene)
 -alternative: LSZH (Low Smoke Zero Halogen)

Core Identification

- Single core: red (black colour on request)
 Two cores: red and black.
 Three cores: red, yellow and blue.
 Four cores: red, yellow, blue and black.
 Five cores: red, yellow, blue, black and green/yellow

Specifications

- IEC Standard: IEC 60502-1
 -BS Standard: BS 6346, BS 5467
 -DIN VDE Standard: DIN VDE 0276
 -SANS Standard: SANS 1507-3, SANS 1507-4
 -AS NZS Standard: AS/NZS 5000.1

Eastful Cable Lab

We have CNAS Accredited Facility to assure conformity assessment services with a focus on quality, expertise, and customer satisfaction. CNAS has international mutual recognition among IAF, ILAC, APLAC and PAC.

Accreditation

We meet the requirements of ISO9001, ISO14001, ISO45001 and ISO50001 and our cables have certificate of CCC, RoHS, CASC, UL, cUL, TUV Rhineland and CCS.




National Green Factory

Our facility has been awarded of National Green Factory by Ministry of Industry and Information Technology of China. We are committed to the development of high-end, intelligent and green manufacturing industry.

*The overall energy consumption level of green factories is better than the energy efficiency benchmark level.

■ Technical Parameters

Name	Voltage	Nominal Section Area
Single Core Unarmoured Cables, Aluminum Conductors, PVC Insulated and Sheathed Power Cable	0.6/1kV	1×16mm ² to 1×630mm ²
Single Core Unarmoured Cables, Copper Conductors, PVC Insulated and Sheathed Power Cable	0.6/1kV	1×16mm ² to 1×630mm ²
Single Core Unarmoured Cables, Aluminum Conductors, XLPE Insulated and Sheathed Power Cable	0.6/1kV	1×16mm ² to 1×630mm ²
Single Core Unarmoured Cables, Copper Conductors, XLPE Insulated and Sheathed Power Cable	0.6/1kV	1×16mm ² to 1×630mm ²
Multi Core Unarmoured Cables, Aluminum Conductors, PVC Insulated and Sheathed Power Cable	0.6/1kV	2×16mm ² to 2×35mm ² 3×16mm ² to 3×300mm ² 4×16mm ² to 4×300mm ²
Multi Core Unarmoured Cables, Aluminum Conductors, XLPE Insulated and Sheathed Power Cable	0.6/1kV	2×16mm ² to 2×35mm ² 3×16mm ² to 3×300mm ² 4×16mm ² to 4×300mm ²
Multi Core Unarmoured Cables, Copper Conductors, XLPE Insulated and Sheathed Power Cable	0.6/1kV	2×16mm ² to 2×35mm ² 3×16mm ² to 3×300mm ² 4×16mm ² to 4×300mm ²
Multi Core Steel Tape Armoured Cables, Aluminum Conductors, PVC Insulated and Sheathed Power Cable	0.6/1kV	2×16mm ² to 2×35mm ² 3×16mm ² to 3×300mm ² 4×16mm ² to 4×300mm ²
Multi Core Steel Tape Armoured Cables, Copper Conductors, PVC Insulated and Sheathed Power Cable	0.6/1kV	2×1.5mm ² to 2×35mm ² 3×1.5mm ² to 3×300mm ² 4×1.5mm ² to 4×300mm ²
Multi Core Steel Tape Armoured Cables, Aluminum Conductors, XLPE Insulated and Sheathed Power Cable	0.6/1kV	2×16mm ² to 2×35mm ² 3×16mm ² to 3×300mm ² 4×16mm ² to 4×300mm ²
Multi Core Steel Tape Armoured Cables, Copper Conductors, XLPE Insulated and Sheathed Power Cable	0.6/1kV	2×1.5mm ² to 2×35mm ² 3×1.5mm ² to 3×300mm ² 4×1.5mm ² to 4×300mm ² 4×25mm ² +16mm ² to 4×300mm ² +150mm ²
Multi Core Steel Wires Armoured Cables, Aluminum Conductors, PVC Insulated and Sheathed Power Cable	0.6/1kV	2×16mm ² to 2×35mm ² 3×16mm ² to 3×300mm ² 4×16mm ² to 4×300mm ² 4×25mm ² +16mm ² to 4×300mm ² +150mm ²
Multi Core Steel Wires Armoured Cables, Copper Conductors, PVC Insulated and Sheathed Power Cable	0.6/1kV	2×1.5mm ² to 2×35mm ² 3×1.5mm ² to 3×300mm ² 4×1.5mm ² to 4×300mm ² 4×25mm ² +16mm ² to 4×300mm ² +150mm ²
Multi Core Steel Wires Armoured Cables, Aluminum Conductors, XLPE Insulated and Sheathed Power Cable	0.6/1kV	2×16mm ² to 2×35mm ² 3×16mm ² to 3×300mm ² 4×16mm ² to 4×300mm ² 4×25mm ² +16mm ² to 4×300mm ² +150mm ²
Multi Core Steel Wires Armoured Cables, Copper Conductors, XLPE Insulated and Sheathed Power Cable	0.6/1kV	2×1.5mm ² to 2×35mm ² 3×1.5mm ² to 3×300mm ² 4×1.5mm ² to 4×300mm ² 4×25mm ² +16mm ² to 4×300mm ² +150mm ²



■ Application

The medium voltage cables are designed for installation primarily in power supply stations, both indoors and in cable ducts. They are also suitable for outdoor use, underground installations, and even underwater applications, as well as for installation on cable trays in industrial settings, switchboards, and power stations.

■ Performance

Electrical performance(U0/U): 3.6/6kV(3.8/6.6kV),6/10kV(6.35/11kV),8.7/15kV, 12/20kV(12.7/22kV),18/30kV(19/33kV)

Chemical performance: chemical, UV&oil resistance

Mechanical performance(minimum bending radius):

- single core unarmoured cable: 20 x O.D.
- single core AWA or aluminum tape armoured cable: 15 x O.D.
- three core unarmoured cable: 15 x O.D.
- three core SWA or STA armoured cable: 12 x O.D.

Thermal performance:

- Maximum service temperature: 90°C
- Maximum short-circuit temperature: 250°C(Max.5s)
- Minimum service temperature: -10°C

Fire performance:

- Flame retardant according to IEC/EN 60332-1-2 standard
- Reduced emission of halogens chlorine: <15%

■ Construction

Conductor: stranded compacted copper or aluminum conductor, class 2

Conductor Screen: semi-conductive compound

Insulation: XLPE (cross-linked polyethylene)

-alternative: PVC (Polyvinyl Chloride)

-alternative: EPR (Ethylene Propylene Rubber)

Insulation Screen: semi-conductive compound

Metallic Screen: individual concentric copper wires or copper tape

Optional Filler: PET(polyethylene terephthalate) fibres

Binding Tape: polyester tape or non-woven fabric

Optional Inner Sheath: PVC(Polyvinyl chloride)

-alternative: LSZH (Low Smoke Zero Halogen)

Optional Armoring:

AWA (Aluminum Wire Armoring)

STA(Steel Wire Armoring)

DSTA((Double Steel Wire Armoring)

SWA(Steel Wire Armoring)

Outer Sheath:PVC (polyvinyl chloride)

-alternative :FR-PVC(Flame Retardant Polyvinyl Chloride)

-alternative :LDPE(Low Density Polyethylene)

-alternative :MDPE (Medium Density Polyethylene)

-alternative: LSZH (Low Smoke Zero Halogen)

■ Core Identification

- Single Core: Red or black
- Three Core: Red , yellow and blue

■ Specifications

- IEC Standard: IEC 60502-2, IEC/EN 60228
- BS Standard: BS 6622
- AS NZS Standard: AS/NZS 1429
- DIN VDE Standard: DIN VDE 0276-620
- American Standard: ICEA S-93-639, AEIC CS8-07

■ Eastful Cable Lab

We have CNAS Accredited Facility to assure conformity assessment services with a focus on quality, expertise, and customer satisfaction.

CNAS has international mutual recognition among IAF, ILAC, APLAC and PAC.

■ Accreditation

We meet the requirements of ISO9001, ISO14001, ISO45001 and ISO50001 and our cables have certificate of CCC, RoHS, CASC, UL, cUL, TUV Rhineland and CCS.



■ National Green Factory

Our facility has been awarded of National Green Factory by Ministry of Industry and Information Technology of China. We are committed to the development of high-end, intelligent and green manufacturing industry.

*The overall energy consumption level of green factories is better than the energy efficiency benchmark level.

■ Technical Parameters

Name	Voltage	Nominal Section Area
Unarmoured Aluminium Conductor XLPE Insulated and PVC Sheathed Power Cable	3.6/6kV	1×35mm ² to 1×630mm ² 3×35mm ² to 3×400mm ²
Unarmoured Copper Conductor XLPE Insulated and PVC Sheathed Power Cable	3.6/6kV	1×35mm ² to 1×630mm ² 3×35 ² to 3×400mm ²
Aluminium Conductor XLPE Insulated Steel Taped Armoured and PVC Sheathed Power Cable	3.6/6kV	1×35mm ² to 1×630mm ² 3×35mm ² to 3×400mm ²
Copper Conductor XLPE Insulated Steel Taped Armoured and PVC Sheathed Power Cable	3.6/6kV	1×35mm ² to 1×630mm ² 3×35mm ² to 3×400mm ²
Aluminium Conductor XLPE Insulated Steel Wires Armoured and PVC Sheathed Power Cable	3.6/6kV	1×35mm ² to 1×630mm ² 3×35mm ² to 3×400mm ²
Copper Conductor XLPE Insulated Steel Wires Armoured and PVC Sheathed Power Cable	3.6/6kV	1×35mm ² to 1×630mm ² 3×35mm ² to 3×400mm ²
Unarmoured Aluminium Conductor XLPE Insulated and PVC Sheathed Power Cable	6/10kV	1×35mm ² to 1×630mm ² 3×35mm ² to 3×400mm ²
Unarmoured Copper Conductor XLPE Insulated and PVC Sheathed Power Cable	6/10kV	1×35mm ² to 1×630mm ² 3×35mm ² to 3×400mm ²
Aluminium Conductor XLPE Insulated Steel Taped Armoured and PVC Sheathed Power Cable	6/10kV	1×35mm ² to 1×630mm ² 3×35mm ² to 3×400mm ²
Copper Conductor XLPE Insulated Steel Taped Armoured and PVC Sheathed Power Cable	6/10kV	1×35mm ² to 1×630mm ² 3×35mm ² to 3×400mm ²
Aluminium Conductor XLPE Insulated Steel Wires Armoured and PVC Sheathed Power Cable	6/10kV	1×35mm ² to 1×630mm ² 3×35mm ² to 3×400mm ²
Copper Conductor XLPE Insulated Steel Wires Armoured and PVC Sheathed Power Cable	6/10kV	1×35mm ² to 1×630mm ² 3×35mm ² to 3×400mm ²
Unarmoured Aluminium Conductor XLPE Insulated and PVC Sheathed Power Cable	8.7/15kV	1×35mm ² to 1×630mm ² 3×35mm ² to 3×400mm ²
Unarmoured Copper Conductor XLPE Insulated and PVC Sheathed Power Cable	8.7/15kV	1×35mm ² to 1×630mm ² 3×35mm ² to 3×400mm ²
Aluminium Conductor XLPE Insulated Steel Taped Armoured and PVC Sheathed Power Cable	8.7/15kV	1×35mm ² to 1×630mm ² 3×35mm ² to 3×400mm ²
Copper Conductor XLPE Insulated Steel Taped Armoured and PVC Sheathed Power Cable	8.7/15kV	1×35mm ² to 1×630mm ² 3×35mm ² to 3×400mm ²
Aluminium Conductor XLPE Insulated Steel Wires Armoured and PVC Sheathed Power Cable	8.7/15kV	1×35mm ² to 1×630mm ² 3×35mm ² to 3×400mm ²
Copper Conductor XLPE Insulated Steel Wires Armoured and PVC Sheathed Power Cable	8.7/15kV	1×35mm ² to 1×630mm ² 3×35mm ² to 3×400mm ²

■ Technical Parameters

Name	Voltage	Nominal Section Area
Unarmoured Aluminium Conductor XLPE Insulated and PVC Sheathed Power Cable	12/20kV	1×35mm ² to 1×630mm ² 3×35mm ² to 3×400mm ²
Unarmoured Copper Conductor XLPE Insulated and PVC Sheathed Power Cable	12/20kV	1×35mm ² to 1×630mm ² 3×35mm ² to 3×400mm ²
Aluminium Conductor XLPE Insulated Steel Taped Armoured and PVC Sheathed Power Cable	12/20kV	1×35mm ² to 1×630mm ² 3×35mm ² to 3×400mm ²
Copper Conductor XLPE Insulated Steel Taped Armoured and PVC Sheathed Power Cable	12/20kV	1×35mm ² to 1×630mm ² 3×35mm ² to 3×400mm ²
Aluminium Conductor XLPE Insulated Steel Wires Armoured and PVC Sheathed Power Cable	12/20kV	1×35mm ² to 1×630mm ² 3×35mm ² to 3×400mm ²
Copper Conductor XLPE Insulated Steel Wires Armoured and PVC Sheathed Power Cable	12/20kV	1×35mm ² to 1×630mm ² 3×35mm ² to 3×400mm ²
Unarmoured Aluminium Conductor XLPE Insulated and PVC Sheathed Power Cable	18/30kV	1×35mm ² to 1×630mm ² 3×35mm ² to 3×400mm ²
Unarmoured Copper Conductor XLPE Insulated and PVC Sheathed Power Cable	18/30kV	1×35mm ² to 1×630mm ² 3×35mm ² to 3×400mm ²
Aluminium Conductor XLPE Insulated Steel Taped Armoured and PVC Sheathed Power Cable	18/30kV	1×35mm ² to 1×630mm ² 3×35mm ² to 3×400mm ²
Copper Conductor XLPE Insulated Steel Taped Armoured and PVC Sheathed Power Cable	18/30kV	1×35mm ² to 1×630mm ² 3×35mm ² to 3×400mm ²
Aluminium Conductor XLPE Insulated Steel Wires Armoured and PVC Sheathed Power Cable	18/30kV	1×35mm ² to 1×630mm ² 3×35mm ² to 3×400mm ²
Copper Conductor XLPE Insulated Steel Wires Armoured and PVC Sheathed Power Cable	18/30kV	1×35mm ² to 1×630mm ² 3×35mm ² to 3×400mm ²



Application

Armored power cables find wide application in various industries, including construction, mining, and infrastructure projects, where reliable and durable electrical transmission is essential. These cables are particularly suited for underground installations and outdoor environments, providing protection against mechanical damage, moisture, and chemical exposure. Armored power cables are commonly used to supply electricity to buildings, machinery, and equipment in industrial facilities, as well as for power distribution in urban and rural areas.

Performance

Electrical performance (U_0/U): 0.6/1kV
 Chemical performance: good chemical, UV & oil resistance
 Mechanical performance (minimum bending radius): 10 x O.D.
 Terminal performance:
 -Maximum service temperature: 90°C
 -Maximum short circuit temperature: 250°C (max. 5s)
 -Minimum service temperature: -40°C

Construction

Conductor: plain circular, compacted or shaped stranded copper/ aluminum conductor
 Insulation: XLPE (Cross-linked polyethylene)
 Bedding: PVC (Polyvinyl chloride)
 Armoring: SWA (Galvanized Steel Wire Armour)
 Sheath: PVC (Polyvinyl chloride) or PE (Polyethylene) or LSZH (Low Smoke Zero Halogen)

Specifications

-BS Standard: BS 5467
 -IEC Standard: IEC 60502-1, IEC 60228
 -SANS Standard: SANS 1507-4
 -GOST Standard: GOST 31996

Eastful Cable Lab

We have CNAS Accredited Facility to assure conformity assessment services with a focus on quality, expertise, and customer satisfaction. CNAS has international mutual recognition among IAF, ILAC, APLAC and PAC.

Accreditation

We meet the requirements of ISO 9001, ISO 14001, ISO 45001 and ISO 50001 and our cables have certificate of CCC, RoHS, CASC, UL, cUL, TUV Rheinland and CCS.



National Green Factory

Our facility has been awarded of National Green Factory by Ministry of Industry and Information Technology of China. We are committed to the development of high-end, intelligent and green manufacturing industry.

*The overall energy consumption level of green factories is better than the energy efficiency benchmark level.

■ Technical Parameters

Code	Voltage	Nominal Section Area
IEC 60502-1	0.6/1kV	2x25mm ² 3x25mm ² to 3x300mm ² 4x25mm ² to 4x240mm ² 5x16mm ² to 5x195mm ²
BS 6724	0.6/1kV	1x50mm ² to 1x1000mm ² 2x1.5mm ² to 2x150mm ² 3x1.5mm ² to 3x300mm ² 4x1.5mm ² to 4x300mm ² 5x1.5mm ² to 5x50mm ² 7x1.5mm ² to 7x4mm ² (12,19,27,37)x1.5mm ² to (12,19,27,37)x2.5mm ²
BS 6724	1.9/3.3kV	1x50mm ² to 1x630mm ² 3x16mm ² to 3x400mm ²
BS 6622	3.8/6.6kV, 8.7/15kV, 12.7/22kV	1x135mm ² to 1x630mm ² 3x50mm ² to 3x500mm ²
BS 6622	6.35/11kV, 19/33kV	1x135mm ² to 1x630mm ² 3x50mm ² to 3x400mm ²
BS 5467	0.6/1kV	1x50mm ² to 1x1000mm ² 2x1.5mm ² to 2x150mm ² 3x1.5mm ² to 3x400mm ² 4x1.5mm ² to 4x400mm ² 5x1.5mm ² to 5x50mm ² 7x1.5mm ² to 7x4mm ² (12,19,27,37)x1.5mm ² to (12,19,27,37)x2.5mm ²
BS 5467	1.9/33kV	1x50mm ² to 1x630mm ² 3x10mm ² to 3x35mm ²
AEIC CS8	5/35kV	4 to 4/0 AWG, 250 to 1000kcmil
CSA TECK 90	600V	14 to 10 AWG (copper) 8 to 4/0 AWG, 250 to 500kcmil (aluminum)
AS/NZS5000.1	0.6/1kV	(3+E)x16mm ² to (3+E)x240mm ² (4+E)x16mm ² to (4+E)x240mm ²
SANS 1507-3	0.6/1kV	(2,3,4)x1.5mm ² to (2,3,4)x240mm ²
SANS 1507-4	0.6/1kV	(2,3,4)x1.5mm ² to (2,3,4)x240mm ²



Application

LSZH cables (Smoke Halogen Zero Cable), also called LSHF cables (Low Smoke Halogen Free Cable), are commonly used in environments where the emission of toxic gases and dense smoke in the event of a fire could pose a threat to human health or equipment. They are commonly used in railway and subway stations, vehicles and terminals, airports, and other mass transit hubs, as well as in public underground spaces and poorly ventilated areas. Additionally, LSZH cables find extensive use in public entertainment venues, residential buildings such as apartments and hotels, hospitals, and critical infrastructure like computer and data centers, where fire safety and reduced environmental impact are paramount concerns.

Performance

Electrical performance (U0/U): 0.3/0.5kV, 0.6/1kV, 1.9/3.3kV, 3.8/6.6(7.2)kV, 6.35/11(12)kV, 8.7/15(17.5)kV, 12.7/22(24)kV, 19/33(36)kV

Chemical performance: chemical, UV&oil resistance

Mechanical Performance:

-minimum bending radius of single core: 15 x overall diameter

-minimum bending radius of three cores: 12 x overall diameter

Thermal performance :

-Maximum operating temperature: 90°C

-Maximum short-circuit temperature: 250°C (Max. 5s)

-Minimum service temperature: -10°C

Fire performance:

-Flame retardant according to IEC/EN 60332-1-2 standard

-Reduced emission of halogens chlorine <15%

Construction

Conductor: stranded compacted copper conductor or aluminum conductor

Insulation: XLPE (cross-linked polyethylene).

Bedding: LSZH (low smoke zero halogen); HFFR (halogen free flame retardant);

Armour: single-core conductor: AWA (aluminum wire armoring);

multi-core conductor: SWA (steel wire armoring).

Outer Sheath: LSZH (low smoke zero halogen); HFFR (halogen free flame retardant);

Sheath Colour: brown, black, gray or other available colour in accord with the request.

Core Identification

Two cores: blue, brown

Three cores: blue, brown, green/yellow

Four cores: blue, brown, gray, green/yellow

Five cores: blue, brown, Gray, Black, green/yellow

Sheath Colour: white, black

Specifications

-EN Standard: EN 50525-3-11 (HD21.14), EN 60228

-IEC Standard: IEC/EN 60228, IEC 60502-1, IEC 60502-2, IEC/EN 60754-1/2, IEC/EN 61034-1/2

-BS Standard: BS 6724, BS 7835, BS EN/IEC 60332-1-2, BS EN/IEC 60332-3-24

-UNE Standard: UNE 21123

Eastful Cable Lab

We have CNAS Accredited Facility to assure conformity assessment services with a focus on quality, expertise, and customer satisfaction.

CNAS has international mutual recognition among IAF, ILAC, APLAC and PAC.

Accreditation

We meet the requirements of ISO9001, ISO14001, ISO45001 and ISO50001 and our cables have certificate of CCC, RoHS, CASC, UL, cUL, TUV Rhineland and CCS.



National Green Factory

Our facility has been awarded of National Green Factory by Ministry of Industry and Information Technology of China. We are committed to the development of high-end, intelligent and green manufacturing industry.

*The overall energy consumption level of green factories is better than the energy efficiency benchmark level.

■ Technical Parameters

Name	Voltage	Nominal Section Area
BS 7211	450/750V	1.5mm ² , 2.5mm ² , 4mm ² , 6mm ² , 10mm ² , 16mm ² , 25mm ² , 35mm ²
BS 7211	0.6/1kV	50mm ² , 70mm ² , 95mm ² , 120mm ² , 150mm ² , 185mm ² , 240mm ²
BS 7835	3.8/6.6(7.2)kV; 6.35/11(12)kV; 8.7/15(17.5)kV; 12.7/22(24)kV; 19/33(36)kV	1x70mm ² to 3x1000mm ² 3x50mm ² to 3x400mm ²
BS 6724	0.6/1kV; 1.9/3.3kV	2x1.5mm ² to 2x150mm ² 3x1.5mm ² to 3x400mm ² 4x1.5mm ² to 4x400mm ² 5x1.5mm ² to 5x50mm ²
EN 50525-3-11	300/500V	2x0.75mm ² to 2x4mm ² 3x0.75mm ² to 3x4mm ² 4x0.75mm ² to 4x4mm ² 5x0.75mm ² to 5x4mm ²
UNE 21123	0.6/1kV	1x1.5mm ² to 1x630mm ² 2x1.5mm ² to 2x95mm ² 3x1.5mm ² to 3x185mm ² 4x1.5mm ² to 4x120mm ² 5x1.5mm ² to 5x120mm ² 6x2.5mm ² to 6x6mm ² 7x1.5mm ² to 7x2.5mm ² 8x2.5mm ² 10x2.5mm ² 12x1.5mm ² to 12x2.5mm ² 19x1.5mm ² to 19x2.5mm ² 24x2.5mm ²



Application

This cable is used for fixed installations, especially those requiring flame retardant properties, such as indoor settings, trenches, and dusty environments. It is commonly employed for transmitting control signals and remotely controlling machinery and systems, ensuring efficient and reliable control across diverse applications.

Performance

- Electrical performance (U₀/U): 450/750V, 0.6/1kV
- Chemical performance: chemical, UV & oil resistance
- Mechanical performance (Minimum bending radius): 10 x O.D.
- Thermal performance:
 - Maximum service temperature: 90°C
 - Maximum short circuit temperature: 250°C (max. 5s)
 - Minimum service temperature: -40°C

Core Identification

Black or customizing

Specifications

- IEC Standard: IEC 60502-1, IEC 60227, IEC 60228
- BS Standard: BS EN 50525
- American Standard: ASTM B800 B836
- AS/NZS Standard: BS EN 50525
- DIN VDE Standard: DIN VDE 0207
- GOST Standard: GOST 18404.0-80, GOST 18404.2-73

Technical Parameters

Name	Voltage	Nominal Section Area
IEC 60502-1	0.6/1kV	2x1.5mm ² to 2x150mm ² 3x1.5mm ² to 3x400mm ² Max. 48 cores
IEC 60227 IEC 60228	450/750V	2x0.75mm ² to 2x10mm ² 61x0.75mm ² to 61x10mm ²
CY	450/750V	0.75mm ² , 1mm ² , 1.5mm ² , 2.5mm ² , 4mm ² , 6mm ²
SY	450/750V	0.75mm ² , 1mm ² , 1.5mm ² , 2.5mm ² , 4mm ² , 6mm ² , 10mm ² , 16mm ² , 25mm ² , 35mm ²
YY	450/750V	0.75mm ² , 1mm ² , 1.5mm ² , 2.5mm ² , 4mm ² , 6mm ² , 10mm ² , 16mm ² , 25mm ²
XHHW-2	600V 1000V	8AWG
AS/NZS 5000.1	0.6/1kV	10mm ² , 16mm ² , 25mm ² , 1.5mm ² , 2.5mm ² (2C+E to 50C+E)

Eastful Cable Lab

We have CNAS Accredited Facility to assure conformity assessment services with a focus on quality, expertise, and customer satisfaction. CNAS has international mutual recognition among IAF, ILAC, APLAC and PAC.

Accreditation

We meet the requirements of ISO 9001, ISO 14001, ISO 45001 and ISO 50001 and our cables have certificate of CCC, RoHS, CASC, UL, cUL, TUV Rhineland and CCS.



National Green Factory

Our facility has been awarded of National Green Factory by Ministry of Industry and Information Technology of China. We are committed to the development of high-end, intelligent and green manufacturing industry.

*The overall energy consumption level of green factories is better than the energy efficiency benchmark level.



Application

The concentric electric cable is used in electric service entrances, connecting from the power distribution network to the meter panel, especially in areas where preventing electricity theft is a concern. It serves as a feeder cable from the meter panel to the distribution panel, ensuring secure and efficient power distribution within the system.

Performance

Electrical performance (U_0/U): 0.6/1kV
 Chemical performance: good chemical, UV & oil resistance
 Mechanical performance (minimum bending radius): 10 x O.D.
 Terminal performance:
 -Maximum service temperature: 90°C
 -Maximum short circuit temperature: 250°C (max. 5s)
 -Minimum service temperature: -40°C

Core Identification

Black or customizing

Specifications

-IEC Standard: IEC 60502-1, IEC 60228
 -BS Standard: BS 7870
 -American Standard: ASTM B 800 B801, ASTM D2655
 -SANS Standard: SANS 1507

Technical Parameters

Name	Voltage	Nominal Section Area
IEC 60502-1	0.6/1kV	10mm ² , 16mm ² , 25mm ² , 35mm ²
BS 7870	0.6/1kV	1x25mm ² , 1x35mm ² , 3x25mm ² , 3x35mm ²
ASTM B 800 B801	0.6/1kV	2x8AWG, 2x10AWG, 3x2AWG, 3x4AWG, 3x6AWG, 3x8AWG
ASTM D2655	0.6/1kV	2x4AWG to 2x12AWG, 3x2AWG, 3x4AWG, 3x6AWG, 3x8AWG
Airdac cable	0.6/1kV	4mm ² , 6mm ² , 10mm ² , 16mm ²

Eastful Cable Lab

We have CNAS Accredited Facility to assure conformity assessment services with a focus on quality, expertise, and customer satisfaction. CNAS has international mutual recognition among IAF, ILAC, APLAC and PAC.

Accreditation

We meet the requirements of ISO9001, ISO14001, ISO45001 and ISO50001 and our cables have certificate of CCC, RoHS, CASC, UL, cUL, TUV Rhineland and CCS.



National Green Factory

Our facility has been awarded of National Green Factory by Ministry of Industry and Information Technology of China. We are committed to the development of high-end, intelligent and green manufacturing industry.

*The overall energy consumption level of green factories is better than the energy efficiency benchmark level.



Application

Aerial Fiber Optic Cable is suitable for installation on transmission lines, providing a dual functionality as both a ground wire and communication wires. Its design aims to replace traditional static or shielding wires while enabling seamless transmission of high-speed data signals making it an essential component for modern telecommunications infrastructure.

Specifications

- IEC Standard: IEC 60793-1, IEC 60793-2, IEC 60794-4-10, IEC 60794-1-2
- ITU-T Standard: ITU-T G.652, ITU-T G.655
- IEEE Standard: IEEE1138-2009

Eastful Cable Lab

We have CNAS Accredited Facility to assure conformity assessment services with a focus on quality, expertise, and customer satisfaction. CNAS has international mutual recognition among IAF, ILAC, APLAC and PAC.

Accreditation

We meet the requirements of ISO9001, ISO14001, ISO45001 and ISO50001 and our cables have certificate of CCC, RoHS, CASC, UL, cUL, TUV Rhineland and CCS.



National Green Factory

Our facility has been awarded of National Green Factory by Ministry of Industry and Information Technology of China. We are committed to the development of high-end, intelligent and green manufacturing industry.

*The overall energy consumption level of green factories is better than the energy efficiency benchmark level.

Technical Parameters

Name	Fibers
OPGW Aluminum Clad Steel Tube	48
OPGW Aluminum Tube	8/12/24/36/48/72
OPGW Central AI Covered Stainless Steel Tube	24/28/48/60/72/96
OPGW Central Stainless Steel Tube With Copressed Wires	30/36/48
OPGW Multi Stranded Stainless Steel Tube	24/36/96/144
OPGW Single Central Stainless Steel Tube	24/36/96/144
OPPC	16/24/28/36/48
ADSS	5/6/8/10/12



Application

This cable comprises multi-stranded copper wire, mineral-insulated micatape winding, alkali-free glass fiberdense filling, and a copper tape longitudinally wrapped and welded into a copper tube sheath. It finds widespread application in critical environments such as high-rise buildings, hospitals, and transportation hubs, where uninterrupted power and communication are paramount. It is ideal for providing system power supply in densely populated areas and vital structures like museums and airports.

Performance

Voltage Rating (U0/U): 0.6/1kV, 0.5kV, 0.75kV
 Light load 500V, Heavy load 1000V
 Temperature Rating:
 Fixed: -15°C to +70°C
 Flexed: -5°C to +50°C
 Minimum Bending Radius: 12 x O.D.

Specifications

-IEC Standard: IEC60502
 -BS Standard: BS6387

Technical Parameters

Name	Voltage	Nominal Section Area
IEC 60502	0.6/1kV	1.5mm ² to 630 mm ²
BS 6387	0.5kV 0.75kV	2x1.0mm ² , 2x1.5mm ² , 2x2.5mm ² , 2x4.0mm ² , 3x1.0mm ² , 3x1.5mm ² , 3x2.5mm ² , 4x1.0mm ² , 4x1.5mm ² , 4x2.5mm ² , 7x1.0mm ² , 7x1.5mm ² , 7x2.5mm ²

Eastful Cable Lab

We have CNAS Accredited Facility to assure conformity assessment services with a focus on quality, expertise, and customer satisfaction. CNAS has international mutual recognition among IAF, ILAC, APLAC and PAC.

Accreditation

We meet the requirements of ISO9001, ISO14001, ISO45001 and ISO50001 and our cables have certificate of CCC, RoHS, CASC, UL, cUL, TUV Rhineland and CCS.



National Green Factory

Our facility has been awarded of National Green Factory by Ministry of Industry and Information Technology of China. We are committed to the development of high-end, intelligent and green manufacturing industry.

*The overall energy consumption level of green factories is better than the energy efficiency benchmark level.



Application

This cable is used for interconnecting solar system components, accommodating both indoor and outdoor installations and enduring harsh weather conditions and mechanical demands. It plays a crucial role in solar energy installations, facilitating stable power transmission and accurate measurement. Its versatility extends to residential buildings, commercial complexes, and industrial facilities, thereby advancing the adoption of renewable energy sources.

Performance

Nominal Voltage(U0/U): 600/1000VAC,1000/1800VDC
 Test Voltage: 6500V,50Hz,5min
 Temperature Rating: -45°C to +125°C; -40°F to +257°F
 Ambient temperature: -40°C to +90°C; -40°F to +194°F
 Max. Short circuit temperature: 280°C,+536°F
 Bending Radius:
 Fixed installation> 4 x O.D.;
 Occasionally moved> 5 X O.D.

Specifications

-IEC Standard: IEC 60332-1, IEC61034
 -TUV Standard: TUV 2PFG 1169/08.2007; PV1-F

Technical Parameters

Name	Voltage	Nominal Section Area
IEC 60332-1	600/1000VAC 1000/1800VDC	1×2.5mm ² , 1×4.0mm ² , 1×6.0mm ² , 1×10mm ² , 1×16mm ² , 1×25mm ² , 2×2.5mm ² , 2×4mm ² , 2×6mm ² , 2×10mm ² , 2×16 mm ²
PV1-F	600/1000VAC 1000/1800VDC	1×2.5mm ² , 1×4.0mm ² , 1×6.0mm ² , 1×10mm ² , 1×16mm ² , 1×25mm ² , 2×2.5mm ² , 2×4mm ² , 2×6mm ² , 2×10mm ² , 2×16 mm ²
h1z2z2-k	600/1000VAC 1000/1800VDC	1×2.5mm ² , 1×4.0mm ² , 1×6.0mm ² , 1×10mm ² , 1×16mm ² , 1×25mm ² , 2×2.5mm ² , 2×4mm ² , 2×6mm ² , 2×10mm ² , 2×16 mm ²

Eastful Cable Lab

We have CNAS Accredited Facility to assure conformity assessment services with a focus on quality, expertise, and customer satisfaction. CNAS has international mutual recognition among IAF, ILAC, APLAC and PAC.

Accreditation

We meet the requirements of ISO9001, ISO14001, ISO45001 and ISO50001 and our cables have certificate of CCC, RoHS, CASC, UL, cUL, TUV Rhineland and CCS.



National Green Factory

Our facility has been awarded of National Green Factory by Ministry of Industry and Information Technology of China. We are committed to the development of high-end, intelligent and green manufacturing industry.

*The overall energy consumption level of green factories is better than the energy efficiency benchmark level.



Application

This cable serves critical roles in vehicles, facilitating power transmission, signal transmission, and control functions. As an integral component of automotive electrical systems, it ensures the dependable operation of various vehicle functions, including lighting, heating, cooling, and communication. Designed to withstand the demanding conditions inside vehicles, such as vibration, friction, temperature variations, and electromagnetic radiation, it plays a vital role in ensuring the overall performance and safety of the vehicle.

Performance

Operating voltage: 300V/500V
 Operating temperature range: -40°C to +75°C

Core identification

Clear, black and red, white

Specification

-DIN Standard: DIN CEN/TS 13388
 -ASTM Standard: ASTM B 227, ASTM B 228, ASTM B 452

Technical Parameters

Name	Model
Automotive Power Cord	OGA, 2GA, 4GA, 6GA, 8GA, 10GA, 12GA, 14GA, 16GA, 18GA

Eastful Cable Lab

We have CNAS Accredited Facility to assure conformity assessment services with a focus on quality, expertise, and customer satisfaction. CNAS has international mutual recognition among IAF, ILAC, APLAC and PAC.

Accreditation

We meet the requirements of ISO9001, ISO14001, ISO45001 and ISO50001 and our cables have certificate of CCC, RoHS, CASC, UL, cUL, TUV Rhineland and CCS.



National Green Factory

Our facility has been awarded of National Green Factory by Ministry of Industry and Information Technology of China. We are committed to the development of high-end, intelligent and green manufacturing industry.

*The overall energy consumption level of green factories is better than the energy efficiency benchmark level.



■ Application

Rubber cables are versatile electrical cables widely utilized across industrial, commercial, and residential sectors due to their remarkable flexibility, durability, and resistance to harsh environmental conditions. These cables find application in a diverse range of industries and environments, including industrial settings, construction sites, mining operations, outdoor events and entertainment venues, and marine applications.

■ Construction

Conductor: bare annealed stranded copper
 Conductor shape: circular
 Insulation: rubber
 Outer sheath: rubber
 Sheath colour: Black
 Installation Bend Radius: 15 times the diameter of the cable

■ Core Identification

One core: Black
 Two cores: Blue Brown
 Three cores: Green/Yellow Blue Brown
 Four cores: Green/Yellow Brown Black Grey
 Five cores: Green/Yellow Blue Brown Black Grey
 Six cores and above: Black with White numbers Green/Yellow

■ Specifications

-DIN Standard: DIN VDE 0282-4 HD22.4
 -EN Standard: EN 50525-2-21, EN 6022
 -IEC Standard: IEC/EN 60332-1-2, IEC 60245-4
 -HD Standard: HD22.4 S3
 -GOST Standard: GOST 1508-78

■ Eastful Cable Lab

We have CNAS Accredited Facility to assure conformity assessment services with a focus on quality, expertise, and customer satisfaction. CNAS has international mutual recognition among IAF, ILAC, APLAC and PAC.

■ Accreditation

We meet the requirements of ISO9001, ISO14001, ISO45001 and ISO50001 and our cables have certificate of CCC, RoHS, CASC, UL, cUL, TUV Rhineland and CCS.



■ National Green Factory

Our facility has been awarded of National Green Factory by Ministry of Industry and Information Technology of China. We are committed to the development of high-end, intelligent and green manufacturing industry.

*The overall energy consumption level of green factories is better than the energy efficiency benchmark level.

■ Technical Parameters

Name	Voltage	Nominal Section Area
H05RN-F	300/500V	1x0.75mm ² , 1x1mm ² , 1x1.5mm ² 2x0.75mm ² , 2x1mm ² 3x0.75mm ² , 3x1mm ²
H07RN-F	450/750 V	1x1.5mm ² to 2x300mm ² 2x1mm ² to 2x6mm ² 3x1mm ² to 3x50mm ² 4x1.5mm ² to 4x240mm ² 5x1.5mm ² to 5x120mm ² 7x1.5mm ² to 7x4mm ² (12,19,24)x1.5mm ² to (12,19,24)x2.5mm ² 27x1.5mm ²
H05RR-F	300/500V	2x0.75mm ² to 2x2.5mm ² 3x0.75mm ² to 2x4mm ²



Application

Welding cable serves as a specialized electrical conduit essential for welding operations facilitating the transfer of high currents from the welding power source to the welding tool, such as the electrode holder or welding gun. Its primary application lies within welding processes spanning techniques like MIG, TIG, and stick welding, where it ensures efficient power transmission. Beyond welding, welding cable finds utility in various industrial sectors requiring flexible, high-current-carrying cables, including heavy-duty equipment, automotive, construction and shipbuilding industries.

Construction

Conductor: Flexible bare annealed copper wire or tinned copper wire
Insulation: PVC or Rubber Material or EPR
Sheath: Natural rubber, Hypoprene rubber or other synthetic rubber, PVC or CSp
Color: Choice of Black, Orange, Red or Yellow Blue jacket, single & double insulated

Specification

- IEC Standard: IEC60245
- American Standard: ICEA S-75-381

Eastful Cable Lab

We have CNAS Accredited Facility to assure conformity assessment services with a focus on quality, expertise, and customer satisfaction. CNAS has international mutual recognition among IAF, ILAC, APLAC and PAC.

Accreditation

We meet the requirements of ISO9001, ISO14001, ISO45001 and ISO50001 and our cables have certificate of CCC, RoHS, CASC, UL, cUL, TUV Rhineland and CCS.



National Green Factory

Our facility has been awarded of National Green Factory by Ministry of Industry and Information Technology of China. We are committed to the development of high-end, intelligent and green manufacturing industry.

*The overall energy consumption level of green factories is better than the energy efficiency benchmark level.

Technical Parameters

Name	Voltage	Nominal Section Area
ICEA S-75-381	450/750V	10mm ² , 16mm ² , 25mm ² , 35mm ² , 50mm ² , 70mm ² , 95mm ² , 120mm ² , 150mm ² , 185mm ²
IEC60245	450/750V	6AWG to 4/0 AWG



ELCON Group

office@elcongroup.eu

contact@el-con.ro

www.elcongroup.eu



Sales Manager

Phone/WhatsApp: +40 741 958 553

Headquarters Office

83 C-tin Brâncoveanu Street, Craiova, Romania

Area Sales Manager – Europe

Phone/WhatsApp: +44 7478 989289

UK - London Office

The Jubilee Centre Unit K, 10-12 Lombard Road, London, England, SW193TZ