

International Boogies: How to Pick, Prepare & Be Safe



By: Matt Yount - S&TA International at Large

Who I am - Matthew Yount

- Skydiver for 25+ years
- 17,000 + Skydives
- 14,000 + Tandems
- S&TA at Large Foreign
- Tandem Examiner
- 300+ different landing locations on four continents
- High Altitude Chamber Certified
- Halo2, TopOut, & M12 Oxygen System trained & certified
- Highest Altitude Jump 30,000 ft
- Foreign Boogie Operations - Iceland, Sri Lanka, St. Lucia/Grenada...and more.



Location: Mt Everest
Photo by: Wendy Kinney

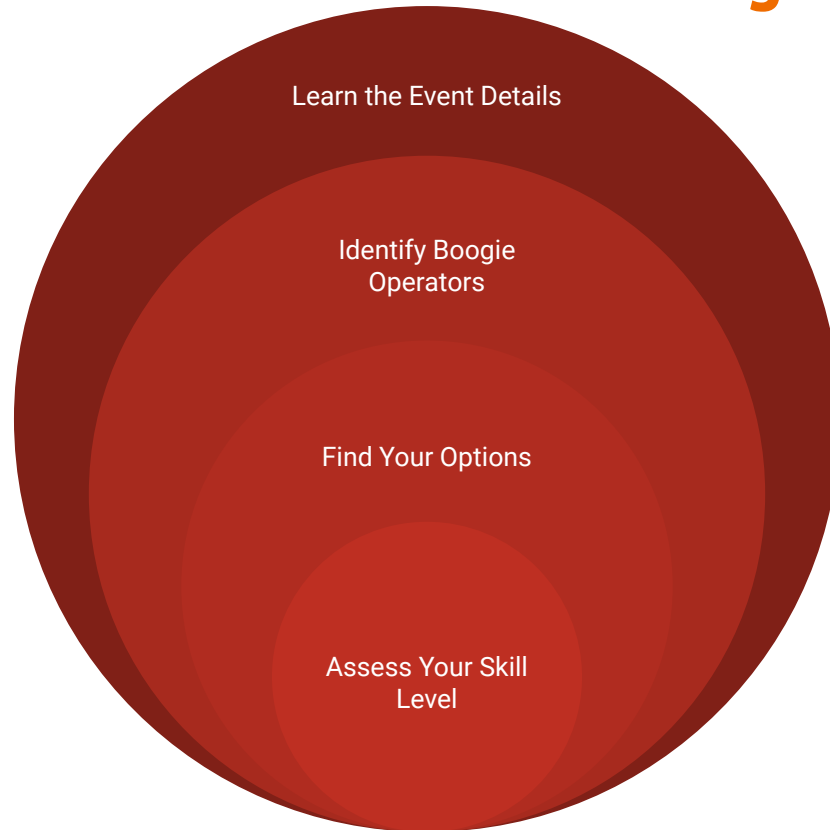
Agenda


- Choosing your Boogie
- How prepare your rig
- How prepare yourself
- Insurance
- Doing your homework
- Rewards



Location: Palm Dubai

How to pick your first international boogie





Egypt - Pyramids

- 100 yds x 100 yds
- Small uphill slant
- Simple Obstacles

Maldives - Remote Island

- Beach Landings
- Remote Location
- Simple Obstacles

Iceland - Black Beach

- 100 yds x 20 yds
- Cold Beach Landing
- Flat & rocky
- Complex Obstacles



How to Pack & Prepare my Rig

- Make sure your reserve is within the correct repack date for the country of your event
- TSA Instructions - www.tsa.gov
- Review Local Civil Aviation requirements for parachutes
- Carry a copy of the Cypress/Vigil cards
- Prepare for under the airplane vs. in the cabin
 - Specifically check with your airline about “in cabin” rules.
- Bring the correct rig for the jump conditions
- Extra Gear
- Install a Tracking Device





Photo %: Fin16 Skydiving Services, LLC

How to Prepare yourself

- Refresh yourself on packing your own rig
- Identify the physical limitations of getting into/out of airports & landing ares
- Gear up for the weather
- Bring your own personal flotation device (PFD)
 - Know the rules for bringing it as a carry on
- Get your vaccine & medications
- Your name on all prescription bottles
- Check rules for controlled substances



Location: Iceland

Insurance

- Carry copies of your medical insurance cards
- Get travelers insurance - prices vary
- Get medical evacuation insurance
- Check on getting sports equipment/rig insurance
- Take pictures of your rig

Average cost to evacuate from Europe to the US is ~\$75,000

Average cost for an air helicopter in Asia, Australia ~\$220,000



Do your homework

- Look at landing areas
- Look at old event facebook or instagram posts
- Talk to event alumni
- Understand the plane you will be jumping out of
- Learn about the culture & rules of the country you are going to
- Learn a few basic words & phrases of the country you are going to
- Know where your countries consulate is for the country you are visiting.



Location: Brazil

Reward

- Bring you to some of the most beautiful jump locations
- Jump oceans, deserts, mountains and more
- Get to see some of the most known places
- Meet different people
- Builds new skills
- Expand the world of skydiving to other countries



Location: Antarctica



Location: Pepe Island -Panama



Location: Belize

**HAVE
FUN**

Questions & Follow up

Contact:

Matthew Yount

Email: tandemskydives@yahoo.com

Link to known upcoming events:

<https://skydiveboogietours.com/events>



Deck Download available