



# Option Tracker Trading Academy

## Derivative Digest

Futures & Option Analysis

Open Interest Analysis

03 April 2025

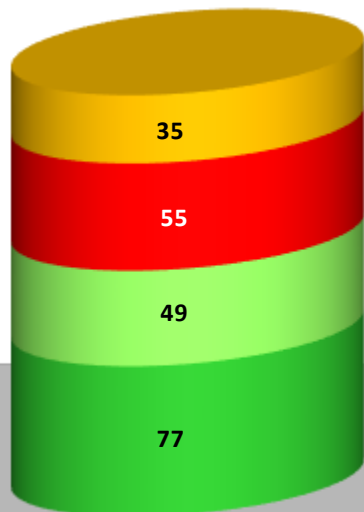
# Market Overview

## MARKET SENTIMENTS



■ Bullish ■ Bearish

## DERIVATIVE ANALYSIS



■ Long Unwinding  
 ■ Short Build Up  
 ■ Short Covering  
 ■ Long Build Up

## NIFTY SPOT & NIFTY BANKS LEVEL

NIFTY		NIFTY BANK	
0.0%	16828.4	0.0%	38613.2
23.6%	17314.3	23.6%	39920.3
38.2%	17615.0	38.2%	40728.9
50.0%	17858.0	50.0%	41382.5
61.8%	18101.0	61.8%	42036.0
100.0%	18887.6	100.0%	44151.8
138.2%	19674.2	138.2%	46267.6
161.8%	20160.2	161.8%	47574.7
261.8%	22219.5	261.8%	53113.3
423.0%	25539.0	423.0%	62041.6

LEVEL	NIFTY	NIFTY BANK
S3	22925	50291
S2	23121	50956
S1	23224	51377
Pivot	23317	51621
R1	23420	52043
R2	23513	52287
R3	23710	52952

# LONG BUILDUP /SHORT BUILDUP

EXPIRY	24 April 2025				
SYMBOL	Chg in OI %	Chg in OI	Open Interest	Price	Diff
HINDZINC	32%	619850	2552900	461.3	▼ -2.4
KPITTECH	23%	516000	2716400	1203.6	▼ -97.1
PATANJALI	20%	332400	1956300	1888.0	▲ 57.3
PERSISTENT	20%	404000	2452300	4811.5	▼ -535.0
PNBHOUSING	17%	231400	1576900	941.3	▲ 19.1
INOXWIND	14%	680475	5582475	159.3	▼ -0.9
M&MFIN	13%	3004000	25386000	266.0	▼ -2.2
DABUR	11%	2213750	21815000	467.8	▼ -29.4
SRF	10%	427500	4516125	2916.1	▼ -73.0
TITAGARH	10%	222500	2391250	827.3	▲ 14.8
IDFCFIRSTB	10%	53310000	588667500	60.7	▲ 3.1
COFORGE	9%	216975	2671725	7185.4	▼ -618.5
UNIONBANK	9%	4867500	62122575	131.9	▲ 3.8
TATAELXSI	8%	170500	2256400	5169.2	▲ 7.4
IIFL	8%	657200	9123300	351.6	▲ 13.8

## NOTE:

Up Green Arrow  
Denotes  
**LONG BUILD UP**  
and Down Red  
Arrow Denotes  
**SHORT BUILD UP**

# LONG UNWINDING / SHORT COVERING

EXPIRY	24 April 2025				
SYMBOL	Chg in OI %	Chg in OI	Open Interest	Price	Diff
SIEMENS	-20%	-474675	1854075	5251.0	▼ -49.3
MCX	-6%	-130400	2197000	5348.3	▼ -54.6
GLENMARK	-5%	-284700	4995900	1548.4	▲ 28.3
BEL	-4%	-3593850	89655300	288.3	▲ 4.3
PAYTM	-4%	-780000	21000200	838.7	▲ 19.0
CIPLA	-3%	-408525	12089350	1498.6	▲ 38.6
AUBANK	-3%	-784000	23820000	562.1	▲ 26.0
BAJAJFINSV	-3%	-458000	14422500	1925.5	▼ -8.8
BSE	-3%	-148125	4750125	5615.9	▼ -25.5
VBL	-3%	-1044750	34174875	545.3	▼ -2.5
CYIENT	-3%	-102300	3387600	1220.6	▼ -36.1
RAMCOCEM	-3%	-139400	5030300	945.1	▲ 22.8
DALBHARAT	-2%	-59125	2605625	1866.3	▲ 39.3
SUNPHARMA	-2%	-325150	14546350	1773.6	▲ 51.9
ONGC	-2%	-2710400	123405975	243.9	▼ -7.4

## NOTE:

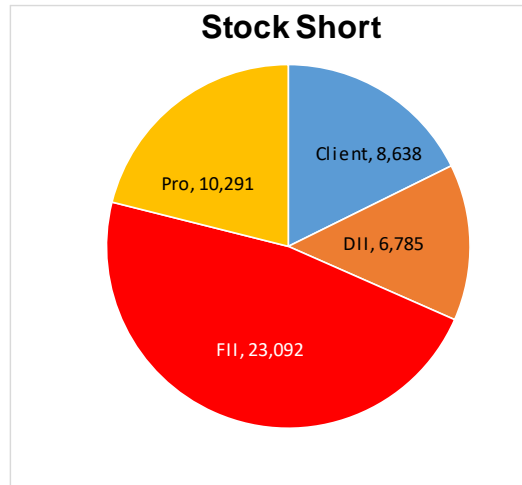
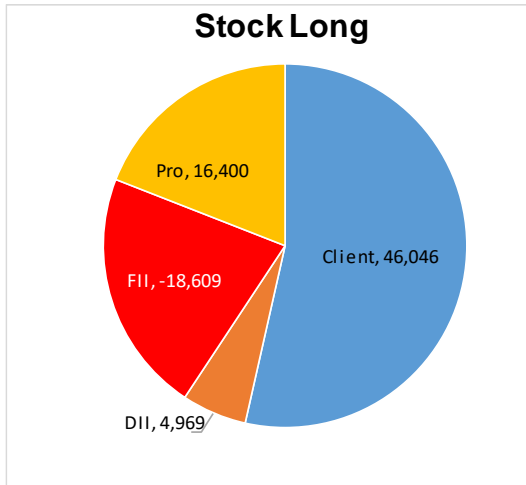
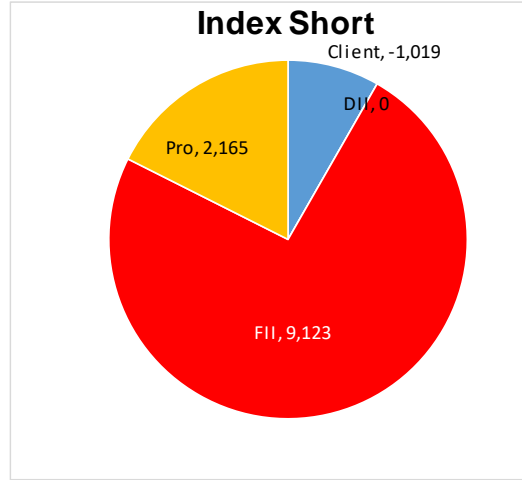
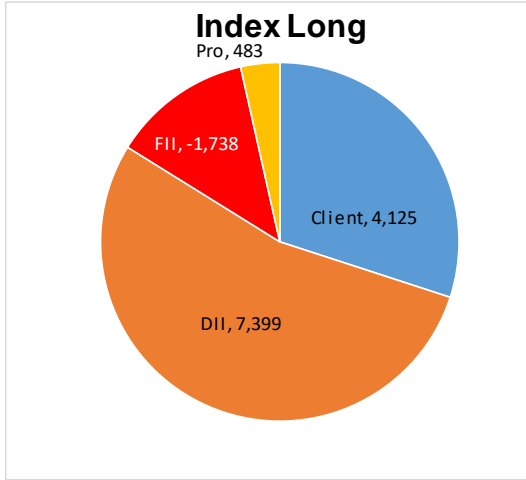
Up Green Arrow  
Denotes

**SHORT COVERING**

and Down Red  
Arrow Denotes

**LONG UNWINDING**

# Participant-wise Open Interest



## Types of Participants:

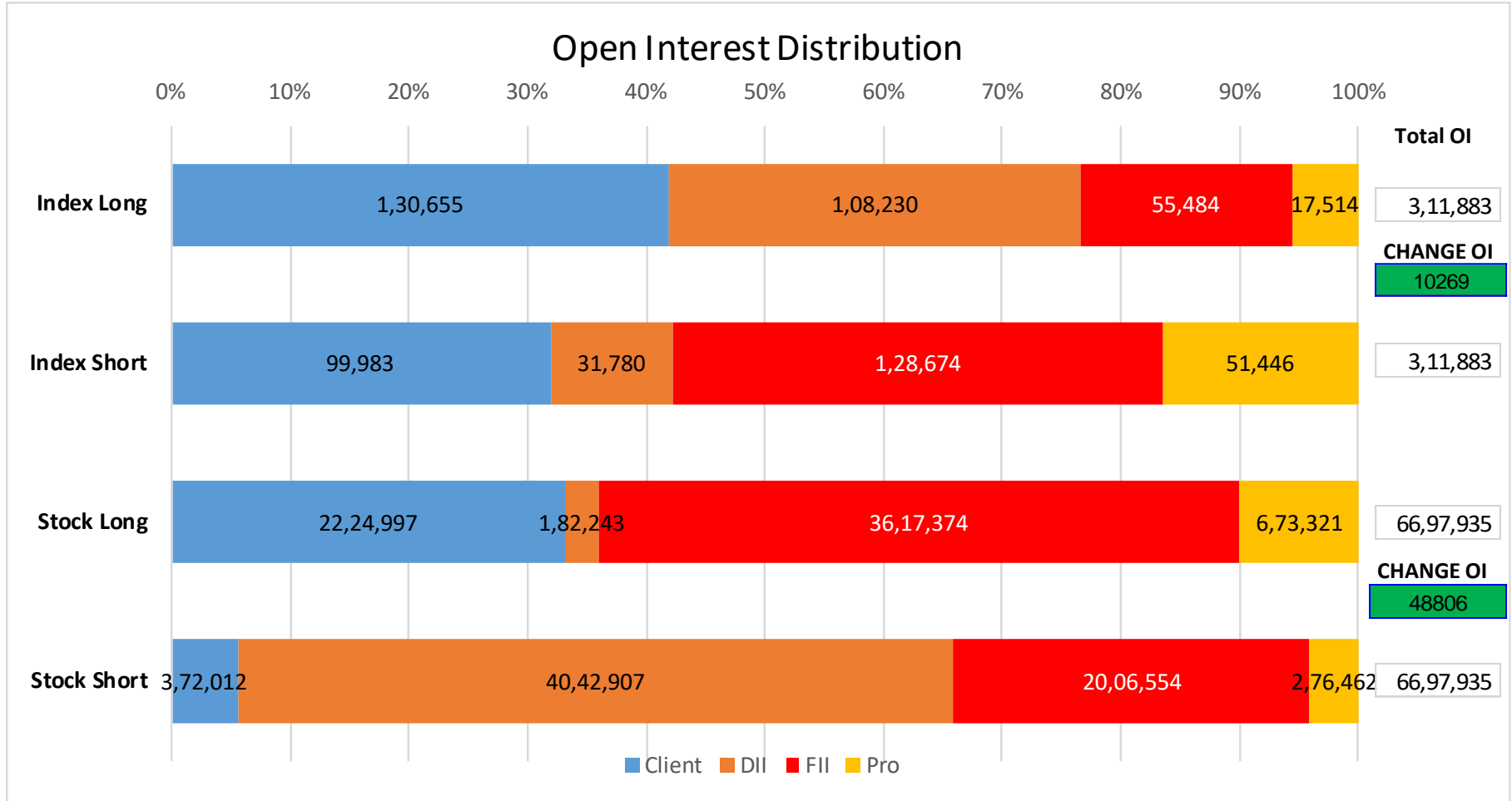
**Clients:** Clients are the retail individual investors who invest in the derivatives instruments.

**DII :** Domestic Individual Investors are the local institutional investors who trade in this market mostly for hedging and speculating targets. Mutual Fund Houses, Pension Funds, Banks, Insurance Companies, are some examples of the most common DIIs present in the market.

**FII:** Foreign Institutional Investors are the international investors who are willing to invest in the Indian Market being locals of different countries.

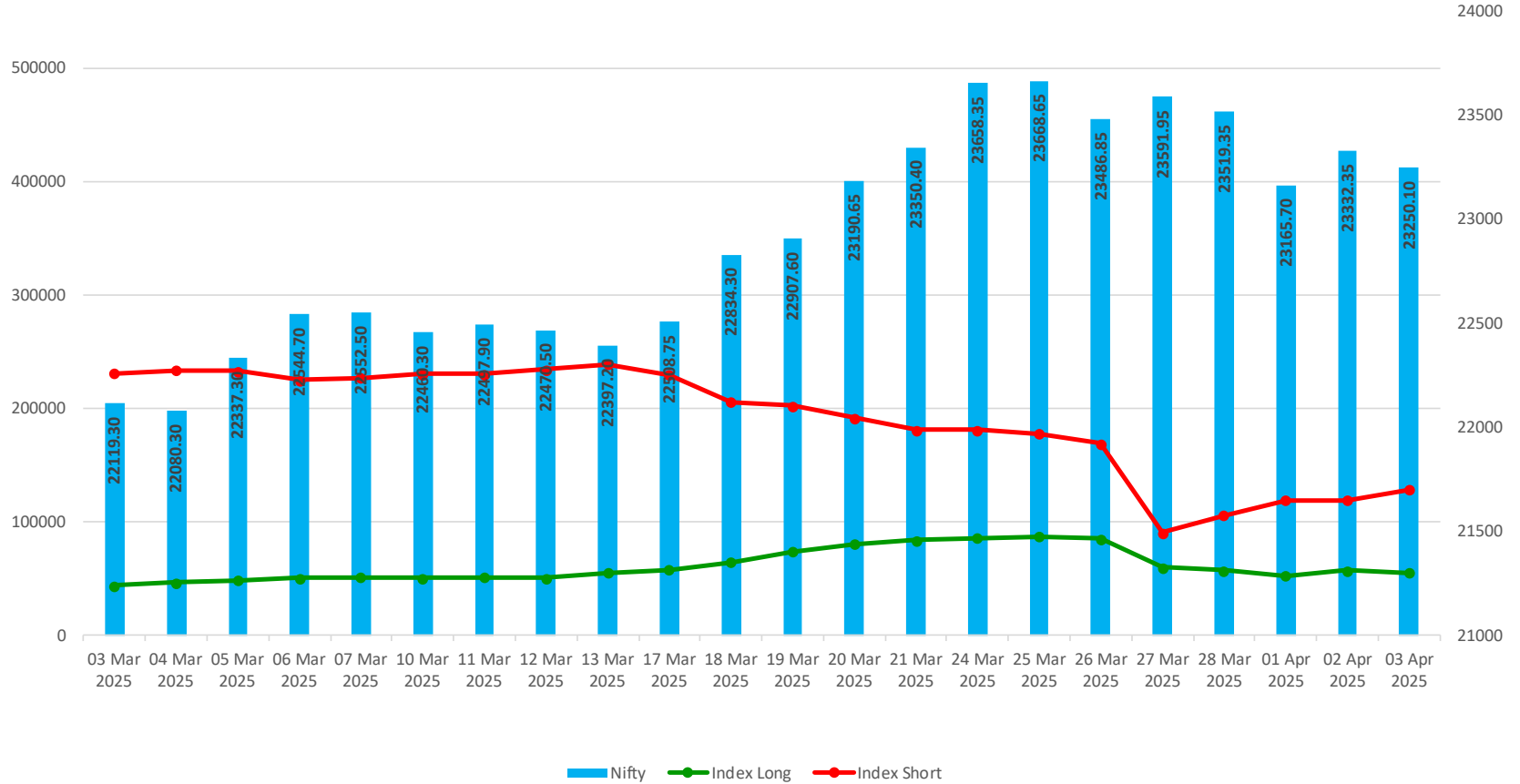
**Pro :** Pro are the proprietors and brokerage firms who trade on their own behalf.

# Participant-wise Open Interest Distribution



# FII Participation in Index

## Index and FII Participation



# Participant-wise Open Interest - Summary

Client	Open Interest				Change of Open Interest							
Date	Index Long	Index Short	Stock Long	Stock Short	Index Long		Index Short		Stock Long		Stock Short	
03 Apr 2025	130655	99983	2224997	372012	4125	Long BuildUp	-1019	Short Covering	46046	Long BuildUp	8638	Short BuildUp
02 Apr 2025	126530	101002	2178951	363374	-6669	Long Unwinding	-665	Short Covering	-75974	Long Unwinding	-47914	Short Covering
01 Apr 2025	133199	101667	2254925	411288	-14648	Long Unwinding	-23372	Short Covering	-53283	Long Unwinding	-74857	Short Covering
28 Mar 2025	147847	125039	2308208	486145	8299	Long BuildUp	-5673	Short Covering	58624	Long BuildUp	3078	Short BuildUp
27 Mar 2025	139548	130712	2249584	483067	-45230	Long Unwinding	-12523	Short Covering	-131234	Long Unwinding	-70889	Short Covering

DII	Open Interest				Change of Open Interest							
Date	Index Long	Index Short	Stock Long	Stock Short	Index Long		Index Short		Stock Long		Stock Short	
03 Apr 2025	108230	31780	182243	4042907	7399	Long BuildUp	0	Short Covering	4969	Long BuildUp	6785	Short BuildUp
02 Apr 2025	100831	31780	177274	4036122	2233	Long BuildUp	250	Short BuildUp	6239	Long BuildUp	26012	Short BuildUp
01 Apr 2025	98598	31530	171035	4010110	74	Long BuildUp	-8955	Short Covering	4791	Long BuildUp	50991	Short BuildUp
28 Mar 2025	98524	40485	166244	3959119	68	Long BuildUp	100	Short BuildUp	14918	Long BuildUp	18180	Short BuildUp
27 Mar 2025	98456	40385	151326	3940939	-5907	Long Unwinding	130	Short BuildUp	-121730	Long Unwinding	-108395	Short Covering

FII	Open Interest				Change of Open Interest							
Date	Index Long	Index Short	Stock Long	Stock Short	Index Long		Index Short		Stock Long		Stock Short	
03 Apr 2025	55484	128674	3617374	2006554	-1738	Long Unwinding	9123	Short BuildUp	-18609	Long Unwinding	23092	Short BuildUp
02 Apr 2025	57222	119551	3635983	1983462	4604	Long BuildUp	355	Short BuildUp	28009	Long BuildUp	-39508	Short Covering
01 Apr 2025	52618	119196	3607974	2022970	-4650	Long Unwinding	12921	Short BuildUp	9178	Long BuildUp	-11392	Short Covering
28 Mar 2025	57268	106275	3598796	2034362	-2786	Long Unwinding	15666	Short BuildUp	-5628	Long Unwinding	36901	Short BuildUp
27 Mar 2025	60054	90609	3604424	1997461	-25557	Long Unwinding	-78735	Short Covering	-191105	Long Unwinding	-26258	Short Covering

Pro	Open Interest				Change of Open Interest							
Date	Index Long	Index Short	Stock Long	Stock Short	Index Long		Index Short		Stock Long		Stock Short	
03 Apr 2025	17514	51446	673321	276462	483	Long BuildUp	2165	Short BuildUp	16400	Long BuildUp	10291	Short BuildUp
02 Apr 2025	17031	49281	656921	266171	-1457	Long Unwinding	-1229	Short Covering	-20901	Long Unwinding	-1217	Short Covering
01 Apr 2025	18488	50510	677822	267388	-6135	Long Unwinding	-5953	Short Covering	10888	Long BuildUp	6832	Short BuildUp
28 Mar 2025	24623	56463	666934	260556	-1877	Long Unwinding	-6389	Short Covering	17952	Long BuildUp	27707	Short BuildUp
27 Mar 2025	26500	62852	648982	232849	-16702	Long Unwinding	-2268	Short Covering	-75897	Long Unwinding	-314424	Short Covering



# Participant-wise Open Interest – Client or Retailer

Client	Open Interest				Change of Open Interest							
Date	Index Long	Index Short	Stock Long	Stock Short	Index Long		Index Short		Stock Long		Stock Short	
03 Apr 2025	130655	99983	2224997	372012	4125	Long BuildUp	-1019	Short Covering	46046	Long BuildUp	8638	Short BuildUp
02 Apr 2025	126530	101002	2178951	363374	-6669	Long Unwinding	-665	Short Covering	-75974	Long Unwinding	-47914	Short Covering
01 Apr 2025	133199	101667	2254925	411288	-14648	Long Unwinding	-23372	Short Covering	-53283	Long Unwinding	-74857	Short Covering
28 Mar 2025	147847	125039	2308208	486145	8299	Long BuildUp	-5673	Short Covering	58624	Long BuildUp	3078	Short BuildUp
27 Mar 2025	139548	130712	2249584	483067	-45230	Long Unwinding	-12523	Short Covering	-131234	Long Unwinding	-70889	Short Covering
26 Mar 2025	184778	143235	2380818	553956	-812	Long Unwinding	-3658	Short Covering	270	Long BuildUp	6465	Short BuildUp
25 Mar 2025	185590	146893	2380548	547491	3644	Long BuildUp	7998	Short BuildUp	-18083	Long Unwinding	3970	Short BuildUp
24 Mar 2025	181946	138895	2398631	543521	-9858	Long Unwinding	-1339	Short Covering	-32197	Long Unwinding	-5535	Short Covering
21 Mar 2025	191804	140234	2430828	549056	-15824	Long Unwinding	4227	Short BuildUp	-33568	Long Unwinding	11255	Short BuildUp
20 Mar 2025	207628	136007	2464396	537801	-19157	Long Unwinding	3882	Short BuildUp	-46526	Long Unwinding	10503	Short BuildUp
19 Mar 2025	226785	132125	2510922	527298	-10668	Long Unwinding	5645	Short BuildUp	-13877	Long Unwinding	3031	Short BuildUp
18 Mar 2025	237453	126480	2524799	524267	-12559	Long Unwinding	10560	Short BuildUp	-32096	Long Unwinding	3331	Short BuildUp
17 Mar 2025	250012	115920	2556895	520936	-4095	Long Unwinding	1187	Short BuildUp	5297	Long BuildUp	9287	Short BuildUp
13 Mar 2025	254107	114733	2551598	511649	-2231	Long Unwinding	1817	Short BuildUp	17060	Long BuildUp	4240	Short BuildUp
12 Mar 2025	256338	112916	2534538	507409	2421	Long BuildUp	-3636	Short Covering	16461	Long BuildUp	24633	Short BuildUp
11 Mar 2025	253917	116552	2518077	482776	4243	Long BuildUp	3039	Short BuildUp	3641	Long BuildUp	14450	Short BuildUp
10 Mar 2025	249674	113513	2514436	468326	8220	Long BuildUp	12776	Short BuildUp	14250	Long BuildUp	27576	Short BuildUp
07 Mar 2025	241454	100737	2500186	440750	-1051	Long Unwinding	-199	Short Covering	27008	Long BuildUp	22090	Short BuildUp
06 Mar 2025	242505	100936	2473178	418660	-8269	Long Unwinding	-924	Short Covering	-718	Long Unwinding	15816	Short BuildUp
05 Mar 2025	250774	101860	2473896	402844	2046	Long BuildUp	333	Short BuildUp	18265	Long BuildUp	23481	Short BuildUp
04 Mar 2025	248728	101527	2455631	379363	6101	Long BuildUp	759	Short BuildUp	29421	Long BuildUp	43661	Short BuildUp
03 Mar 2025	242627	100768	2426210	335702	5271	Long BuildUp	8741	Short BuildUp	46092	Long BuildUp	54534	Short BuildUp

# Participant-wise Open Interest – Domestic Institutional Investor

DII Date	Open Interest				Change of Open Interest							
	Index Long	Index Short	Stock Long	Stock Short	Index Long		Index Short		Stock Long		Stock Short	
03 Apr 2025	108230	31780	182243	4042907	7399	Long BuildUp	0	Short Covering	4969	Long BuildUp	6785	Short BuildUp
02 Apr 2025	100831	31780	177274	4036122	2233	Long BuildUp	250	Short BuildUp	6239	Long BuildUp	26012	Short BuildUp
01 Apr 2025	98598	31530	171035	4010110	74	Long BuildUp	-8955	Short Covering	4791	Long BuildUp	50991	Short BuildUp
28 Mar 2025	98524	40485	166244	3959119	68	Long BuildUp	100	Short BuildUp	14918	Long BuildUp	18180	Short BuildUp
27 Mar 2025	98456	40385	151326	3940939	-5907	Long Unwinding	130	Short BuildUp	-121730	Long Unwinding	-108395	Short Covering
26 Mar 2025	104363	40255	273056	4049334	-784	Long Unwinding	-2638	Short Covering	12596	Long BuildUp	17715	Short BuildUp
25 Mar 2025	105147	42893	260460	4031619	-7924	Long Unwinding	193	Short BuildUp	-6441	Long Unwinding	-23763	Short Covering
24 Mar 2025	113071	42700	266901	4055382	-914	Long Unwinding	3657	Short BuildUp	8057	Long BuildUp	-16485	Short Covering
21 Mar 2025	113985	39043	258844	4071867	-291	Long Unwinding	-854	Short Covering	9644	Long BuildUp	-14831	Short Covering
20 Mar 2025	114276	39897	249200	4086698	2090	Long BuildUp	-1936	Short Covering	4436	Long BuildUp	-53235	Short Covering
19 Mar 2025	112186	41833	244764	4139933	4673	Long BuildUp	-2000	Short Covering	9580	Long BuildUp	-25481	Short Covering
18 Mar 2025	107513	43833	235184	4165414	1172	Long BuildUp	339	Short BuildUp	7038	Long BuildUp	-5289	Short Covering
17 Mar 2025	106341	43494	228146	4170703	86	Long BuildUp	0	Short Covering	13882	Long BuildUp	39718	Short BuildUp
13 Mar 2025	106255	43494	214264	4130985	2500	Long BuildUp	-1108	Short Covering	9650	Long BuildUp	-16938	Short Covering
12 Mar 2025	103755	44602	204614	4147923	144	Long BuildUp	0	Short Covering	7396	Long BuildUp	-20239	Short Covering
11 Mar 2025	103611	44602	197218	4168162	4917	Long BuildUp	233	Short BuildUp	2310	Long BuildUp	13645	Short BuildUp
10 Mar 2025	98694	44369	194908	4154517	-260	Long Unwinding	133	Short BuildUp	4550	Long BuildUp	-33510	Short Covering
07 Mar 2025	98954	44236	190358	4188027	44	Long BuildUp	1600	Short BuildUp	6464	Long BuildUp	-14768	Short Covering
06 Mar 2025	98910	42636	183894	4202795	9714	Long BuildUp	1098	Short BuildUp	7074	Long BuildUp	-34318	Short Covering
05 Mar 2025	89196	41538	176820	4237113	1284	Long BuildUp	533	Short BuildUp	5357	Long BuildUp	2274	Short BuildUp
04 Mar 2025	87912	41005	171463	4234839	231	Long BuildUp	-3300	Short Covering	1236	Long BuildUp	3177	Short BuildUp
03 Mar 2025	87681	44305	170227	4231662	695	Long BuildUp	-3130	Short Covering	2895	Long BuildUp	36600	Short BuildUp

# Participant-wise Open Interest – Foreign Institutional Investor

FII Date	Open Interest				Change of Open Interest							
	Index Long	Index Short	Stock Long	Stock Short	Index Long		Index Short		Stock Long		Stock Short	
03 Apr 2025	55484	128674	3617374	2006554	-1738	Long Unwinding	9123	Short BuildUp	-18609	Long Unwinding	23092	Short BuildUp
02 Apr 2025	57222	119551	3635983	1983462	4604	Long BuildUp	355	Short BuildUp	28009	Long BuildUp	-39508	Short Covering
01 Apr 2025	52618	119196	3607974	2022970	-4650	Long Unwinding	12921	Short BuildUp	9178	Long BuildUp	-11392	Short Covering
28 Mar 2025	57268	106275	3598796	2034362	-2786	Long Unwinding	15666	Short BuildUp	-5628	Long Unwinding	36901	Short BuildUp
27 Mar 2025	60054	90609	3604424	1997461	-25557	Long Unwinding	-78735	Short Covering	-191105	Long Unwinding	-26258	Short Covering
26 Mar 2025	85611	169344	3795529	2023719	-1846	Long Unwinding	-8/17	Short Covering	9857	Long BuildUp	-417	Short Covering
25 Mar 2025	87457	178061	3785672	2024136	1610	Long BuildUp	-3282	Short Covering	33654	Long BuildUp	9353	Short BuildUp
24 Mar 2025	85847	181343	3752018	2014783	1401	Long BuildUp	182	Short BuildUp	4728	Long BuildUp	-8767	Short Covering
21 Mar 2025	84446	181161	3747290	2023550	3326	Long BuildUp	-11029	Short Covering	47782	Long BuildUp	17999	Short BuildUp
20 Mar 2025	81120	192190	3699508	2005551	6842	Long BuildUp	-10478	Short Covering	31283	Long BuildUp	-14798	Short Covering
19 Mar 2025	74278	202668	3668225	2020349	9163	Long BuildUp	-3558	Short Covering	-975	Long Unwinding	-7029	Short Covering
18 Mar 2025	65115	206226	3669200	2027378	7023	Long BuildUp	-23750	Short Covering	27714	Long BuildUp	-32632	Short Covering
17 Mar 2025	58092	229976	3641486	2060010	2558	Long BuildUp	-9592	Short Covering	34052	Long BuildUp	-22966	Short Covering
13 Mar 2025	55534	239568	3607434	2082976	4398	Long BuildUp	4951	Short BuildUp	-15033	Long Unwinding	21601	Short BuildUp
12 Mar 2025	51136	234617	3622467	2061375	-684	Long Unwinding	3826	Short BuildUp	12840	Long BuildUp	2216	Short BuildUp
11 Mar 2025	51820	230791	3609627	2059159	673	Long BuildUp	165	Short BuildUp	18914	Long BuildUp	21919	Short BuildUp
10 Mar 2025	51147	230626	3590713	2037240	-437	Long Unwinding	2884	Short BuildUp	-20998	Long Unwinding	-243	Short Covering
07 Mar 2025	51584	227742	3611711	2037483	449	Long BuildUp	2252	Short BuildUp	-25185	Long Unwinding	1515	Short BuildUp
06 Mar 2025	51135	225490	3636896	2035968	2347	Long BuildUp	-7876	Short Covering	-16052	Long Unwinding	-40004	Short Covering
05 Mar 2025	48788	233366	3652948	2075972	1845	Long BuildUp	-1000	Short Covering	-161	Long Unwinding	-27514	Short Covering
04 Mar 2025	46943	234366	3653109	2103486	3048	Long BuildUp	2679	Short BuildUp	17999	Long BuildUp	-26456	Short Covering
03 Mar 2025	43895	231687	3635110	2129942	2759	Long BuildUp	1960	Short BuildUp	60710	Long BuildUp	13332	Short BuildUp

# Participant-wise Open Interest – High Networth Individuals

Pro Date	Open Interest				Change of Open Interest							
	Index Long	Index Short	Stock Long	Stock Short	Index Long		Index Short		Stock Long		Stock Short	
03 Apr 2025	17514	51446	673321	276462	483	Long BuildUp	2165	Short BuildUp	16400	Long BuildUp	10291	Short BuildUp
02 Apr 2025	17031	49281	656921	266171	-1457	Long Unwinding	-1229	Short Covering	-20901	Long Unwinding	-1217	Short Covering
01 Apr 2025	18488	50510	677822	267388	-6135	Long Unwinding	-5953	Short Covering	10888	Long BuildUp	6832	Short BuildUp
28 Mar 2025	24623	56463	666934	260556	-1877	Long Unwinding	-6389	Short Covering	17952	Long BuildUp	27707	Short BuildUp
27 Mar 2025	26500	62852	648982	232849	-16702	Long Unwinding	-2268	Short Covering	-75897	Long Unwinding	-314424	Short Covering
26 Mar 2025	43202	65120	724879	547273	-12664	Long Unwinding	-1093	Short Covering	11525	Long BuildUp	10485	Short BuildUp
25 Mar 2025	55866	66213	713354	536788	10583	Long BuildUp	3004	Short BuildUp	-33425	Long Unwinding	-13855	Short Covering
24 Mar 2025	45283	63209	746779	550643	9566	Long BuildUp	-2305	Short Covering	-22131	Long Unwinding	-10756	Short Covering
21 Mar 2025	35717	65514	768910	561399	-1229	Long Unwinding	-6362	Short Covering	34947	Long BuildUp	44382	Short BuildUp
20 Mar 2025	36946	71876	733963	517017	-3063	Long Unwinding	-4756	Short Covering	3132	Long BuildUp	49855	Short BuildUp
19 Mar 2025	40009	76632	730831	467162	331	Long BuildUp	3412	Short BuildUp	9351	Long BuildUp	33558	Short BuildUp
18 Mar 2025	39678	73220	721480	433604	2843	Long BuildUp	11330	Short BuildUp	-3373	Long Unwinding	33873	Short BuildUp
17 Mar 2025	36835	61890	724853	399731	30	Long BuildUp	6984	Short BuildUp	-739	Long Unwinding	26453	Short BuildUp
13 Mar 2025	36805	54906	725592	373278	-1562	Long Unwinding	-2555	Short Covering	8439	Long BuildUp	11213	Short BuildUp
12 Mar 2025	38367	57461	717153	362065	-89	Long Unwinding	1602	Short BuildUp	-7689	Long Unwinding	22398	Short BuildUp
11 Mar 2025	38456	55859	724842	339667	168	Long BuildUp	6564	Short BuildUp	18026	Long BuildUp	-7123	Short Covering
10 Mar 2025	38288	49295	706816	346790	-341	Long Unwinding	-8611	Short Covering	27190	Long BuildUp	31169	Short BuildUp
07 Mar 2025	38629	57906	679626	315621	605	Long BuildUp	-3606	Short Covering	14819	Long BuildUp	14269	Short BuildUp
06 Mar 2025	38024	61512	664807	301352	-4182	Long Unwinding	7312	Short BuildUp	-24221	Long Unwinding	24589	Short BuildUp
05 Mar 2025	42206	54200	689028	276763	-683	Long Unwinding	4626	Short BuildUp	-338	Long Unwinding	24882	Short BuildUp
04 Mar 2025	42889	49574	689366	251881	-6050	Long Unwinding	3192	Short BuildUp	-11900	Long Unwinding	16374	Short BuildUp
03 Mar 2025	48939	46382	701266	235507	5194	Long BuildUp	6348	Short BuildUp	3429	Long BuildUp	8660	Short BuildUp

# F&O SUMMARY (1/3)

SYMBOL	CMP	Diff	%Diff	TOTAL OI	Change OI	%Change	Interpretion
BANKNIFTY	51798.50	▲ 217.35	0.4%	2701710	120510	4.7%	Long Build Up
FINNIFTY	24808.00	▼ -51.50	-0.2%	111995	1300	1.2%	Short Build Up
NIDCPNIFTY	11535.45	▼ -102.50	-0.9%	2338320	39840	2%	Short Build Up
MIFCY	23325.95	▼ -113.00	-0.5%	14964750	442350	3%	Short Build Up
NIFTYNXT50	63329.90	▼ -17.45	0.0%	27175	50	0%	Short Build Up
AARTIIND	399.25	▼ -2.75	-0.7%	17196000	331000	2%	Short Build Up
ABB	5348.30	▲ 6.15	0.1%	3192625	50750	2%	Long Build Up
ABCAPITAL	193.98	▲ 2.74	1.4%	67367700	-186300	0%	Short Covering
ABFRL	265.05	▲ 2.75	1.0%	53682200	145600	0%	Long Build Up
ACC	2003.65	▲ 29.05	1.4%	3363600	-43200	-1%	Short Covering
ADANIENSOL	888.45	▲ 15.35	1.7%	12835000	60000	0%	Long Build Up
ADANIANT	2421.40	▲ 41.45	1.7%	17329800	-60600	0%	Short Covering
ADANIGREEN	960.05	▲ 14.80	1.5%	15534000	511500	3%	Long Build Up
ADANIAPORTS	1204.75	▲ 2.55	0.2%	23100400	261600	1%	Long Build Up
ALKEM	4942.60	▲ 38.35	0.8%	845300	17700	2%	Long Build Up
AMBUJACEM	542.85	▲ 5.70	1.1%	31154400	170100	1%	Long Build Up
ANGELONE	2385.95	▲ 75.75	3.2%	4829200	-53200	-1%	Short Covering
APLAPOLLO	1572.00	▲ 4.10	0.3%	4187400	-15400	0%	Short Covering
APOLLOHOSP	6703.80	▼ -45.30	-0.7%	2114750	-11375	-1%	Long Unwinding
APOLLOTYRE	425.30	▼ -5.15	-1.2%	9412900	221000	2%	Short Build Up
ASHOKLEY	210.28	▲ 0.81	0.4%	60190000	-997500	-2%	Short Covering
ASIANPAINT	2353.15	▲ 41.40	1.8%	12427800	-161400	-1%	Short Covering
ASTRAL	1361.45	▲ 17.15	1.3%	5667581	-13579	0%	Short Covering
ATGL	605.75	▲ 6.30	1.0%	4474850	58900	1%	Long Build Up
AUBANK	562.10	▲ 25.95	4.6%	23820000	-784000	-3%	Short Covering
AUROPHARMA	1181.45	▲ 17.45	1.5%	13833600	279400	2%	Long Build Up
AXISBANK	1094.05	▲ 3.75	0.3%	62366875	938125	2%	Long Build Up
BAJAJ-AUTO	7927.15	▼ -165.60	-2.1%	2691900	-8775	0%	Long Unwinding
BAJAJFINSV	1925.50	▼ -8.80	-0.5%	14422500	-458000	-3%	Long Unwinding
BAJFINANCE	8608.15	▼ -73.00	-0.8%	9294250	195375	2%	Short Build Up
BALKRISIND	2488.65	▼ -91.45	-3.7%	2506500	-30900	-1%	Long Unwinding
BANDHANBNK	157.33	▲ 5.02	3.2%	92867600	1677200	2%	Long Build Up
BANKBARODA	238.14	▲ 5.31	2.2%	143093925	5294250	4%	Long Build Up
BANKINDIA	115.14	▲ 3.27	2.8%	53813225	3223100	6%	Long Build Up
BEL	288.30	▲ 4.30	1.5%	89655300	-3593850	-4%	Short Covering
BERGEPAINT	513.20	▲ 5.75	1.1%	7063320	18480	0%	Long Build Up
BHARATFORG	1113.95	▼ -36.55	-3.3%	13857000	811000	6%	Short Build Up
BHARTIARTL	1750.50	▼ -8.45	-0.5%	39679125	-461225	-1%	Long Unwinding
BHEL	219.77	▲ 6.03	2.7%	75025125	1866375	3%	Long Build Up
BIOCON	346.75	▲ 3.30	1.0%	20057500	367500	2%	Long Build Up
BOSCHLTD	28075.20	▼ -108.45	-0.4%	265175	4925	2%	Short Build Up
BPCL	287.45	▼ -0.05	0.0%	57943800	-496800	-1%	Long Unwinding
BRITANNIA	5097.50	▲ 33.05	0.6%	2805300	65600	2%	Long Build Up
BSE	5615.85	▼ -25.50	-0.5%	4750125	-148125	-3%	Long Unwinding
BSOFT	388.65	▼ -5.90	-1.5%	14212000	64000	0%	Short Build Up
CAMS	3807.15	▲ 54.85	1.4%	1511375	72625	5%	Long Build Up
CANBK	94.57	▲ 3.22	3.4%	246867750	-2112750	-1%	Short Covering
CDGL	1219.50	▲ 11.70	1.0%	12571300	4200	0%	Long Build Up

SYMBOL	CMP	Diff	%Diff	TOTAL OI	Change OI	%Change	Interpretion
CESC	158.39	▲ 3.71	2.3%	25409475	886275	4%	Long Build Up
CGPOWER	619.00	▼ -7.90	-1.3%	10636475	220400	2%	Short Build Up
CHAMBLFERT	629.95	▼ -0.80	-0.1%	8215600	-138700	-2%	Long Unwinding
CHOLAFIN	1450.95	▼ -16.20	-1.1%	10719375	-43750	0%	Long Unwinding
CIPLA	1498.60	▲ 38.55	2.6%	12089350	-408525	-3%	Short Covering
COALINDIA	398.20	▼ -0.60	-0.2%	57358350	172200	0%	Short Build Up
COFORGE	7185.35	▼ -618.50	-8.6%	2671725	216975	9%	Short Build Up
COLPAL	2414.40	▲ 40.70	1.7%	5394900	-38500	-1%	Short Covering
CONCOR	717.95	▲ 6.45	0.9%	15267000	-135000	-1%	Short Covering
CROMPTON	337.05	▼ -4.10	-1.2%	32974200	655200	2%	Short Build Up
CUMMINSIND	3037.45	▼ -20.60	-0.7%	2947950	-22500	-1%	Long Unwinding
CYIENT	1220.55	▼ -36.10	-3.0%	3387600	-102300	-3%	Long Unwinding
DABUR	467.80	▼ -29.35	-6.3%	21815000	2213750	11%	Short Build Up
DALBHARAT	1866.25	▲ 39.30	2.1%	2606525	-59125	-2%	Short Covering
DEEPAKNTR	2014.65	▼ -29.25	-1.5%	1243800	-21900	-2%	Long Unwinding
DELHIVERY	264.45	▲ 4.45	1.7%	12126800	123525	1%	Long Build Up
DIVISLAB	5788.40	▲ 94.75	1.6%	2275500	-18200	-1%	Short Covering
DIXON	13525.50	▲ 16.30	0.1%	1515800	3350	0%	Long Build Up
DLF	683.10	▼ -2.70	-0.4%	37337025	317625	1%	Short Build Up
DMART	4151.90	▲ 40.50	1.0%	3658950	29700	1%	Long Build Up
DRREDDY	1147.00	▲ 5.30	0.5%	15672500	757500	5%	Long Build Up
EICHERMOT	5405.05	▲ 37.65	0.7%	3778425	-21525	-1%	Short Covering
ESCORTS	3283.30	▲ 47.20	1.4%	1636950	-8400	-1%	Short Covering
EXIDEIND	373.70	▲ 0.10	0.0%	25045200	180000	1%	Long Build Up
FEDERALBNK	194.65	▲ 2.09	1.1%	82800000	2845000	4%	Long Build Up
GAIL	184.36	▼ -0.25	-0.1%	104330600	-1825950	-2%	Long Unwinding
GLENMARK	1548.35	▲ 28.25	1.8%	4995900	-284700	-5%	Short Covering
GMRAIRPORT	82.86	▲ 3.77	4.5%	197735625	2970000	2%	Long Build Up
GODREJCP	1166.90	▲ 0.40	0.0%	12714000	-52000	0%	Short Covering
GODREJPROP	2156.65	▲ 1.60	0.1%	5531625	-37125	-1%	Short Covering
GRANULES	492.75	▲ 7.10	1.4%	13329000	-249000	-2%	Short Covering
GRASIM	2660.55	▲ 36.50	1.4%	11357250	74000	1%	Long Build Up
HAL	4337.10	▲ 79.80	1.8%	7709100	118650	2%	Long Build Up
HAVELLS	1525.30	▲ 6.65	0.4%	6834000	56500	1%	Long Build Up
HCLTECH	1472.70	▼ -61.35	-4.2%	13117300	714700	6%	Short Build Up
HDFCAML	4053.80	▼ -31.15	-0.8%	2804400	-58650	-2%	Long Unwinding
HDFCBANK	1798.65	▼ -4.15	-0.2%	111242450	250250	0%	Short Build Up
HDFCLIFE	695.25	▼ -2.90	-0.4%	24499200	152900	1%	Short Build Up
HEROMOTOCO	3761.00	▼ -32.85	-0.9%	5656200	-17250	0%	Long Unwinding
HFCL	83.64	▲ 1.44	1.7%	63030200	1290650	2%	Long Build Up
HINDALCO	654.55	▼ -10.40	-1.6%	41356000	1104600	3%	Short Build Up
HINDCOPPER	226.02	▼ -1.82	-0.8%	43759450	1987500	5%	Short Build Up
HINDPETRO	364.30	▲ 1.30	0.4%	50746500	303750	1%	Long Build Up
HINDUNILVR	2249.10	▲ 5.75	0.3%	16680000	57300	0%	Long Build Up
HINDZINC	461.25	▼ -2.35	-0.5%	2552900	619850	32%	Short Build Up
HUDCO	209.86	▲ 3.95	1.9%	19661900	-320100	-2%	Short Covering
ICICIBANK	1334.40	▼ -4.00	-0.3%	101841600	-10500	0%	Long Unwinding
ICICIGI	1838.30	▲ 1.00	0.1%	6471250	-14250	0%	Short Covering



# F&O SUMMARY (2/3)

SYMBOL	CMP	Diff	%Diff	TOTAL OI	Change OI	%Change	Interpretion
ICICIPRULI	565.60	▼ -0.70	-0.1%	16375500	1021500	7%	Short Build Up
IDEA	8.24	▼ -0.04	-0.5%	3733640000	560000	0%	Short Build Up
IDFCFIRSTB	60.69	▲ 3.12	5.1%	588667500	53310000	10%	Long Build Up
IEX	182.84	▲ 3.97	2.2%	39832500	423750	1%	Long Build Up
IGL	205.02	▲ 3.75	1.8%	29966750	635250	2%	Long Build Up
IIFL	351.55	▲ 13.75	3.9%	9123300	657200	8%	Long Build Up
INDHOTEL	834.55	▲ 0.15	0.0%	19388000	-186000	-1%	Short Covering
INDIANB	551.30	▲ 19.15	3.5%	5010300	46550	1%	Long Build Up
INDIGO	5027.80	▼ -68.70	-1.4%	6569700	180450	3%	Short Build Up
INDUSINDBK	711.45	▲ 5.55	0.8%	40547000	-117500	0%	Short Covering
INDUSTOWER	359.35	▼ -2.85	-0.8%	79493700	-113900	0%	Long Unwinding
INFY	1499.80	▼ -56.35	-3.8%	53792800	924400	2%	Short Build Up
INOXWIND	159.26	▼ -0.87	-0.5%	5582475	680475	14%	Short Build Up
IOC	131.62	▼ -0.03	0.0%	91294125	366525	0%	Short Build Up
IRB	47.69	▲ 0.61	1.3%	112657750	-768750	-1%	Short Covering
IRCTC	740.85	▲ 9.45	1.3%	15143625	-72625	0%	Short Covering
IREDA	158.82	▲ 2.02	1.3%	39901100	330600	1%	Long Build Up
IRFC	128.83	▲ 1.50	1.2%	66678900	-303150	0%	Short Covering
ITC	410.20	▲ 0.10	0.0%	106600000	73600	0%	Long Build Up
JINDALSTEL	909.65	▼ -4.90	-0.5%	19173125	626250	3%	Short Build Up
JIOFIN	230.92	▲ 0.54	0.2%	138690750	460350	0%	Long Build Up
JSL	593.00	▲ 2.50	0.4%	7126125	-24800	0%	Short Covering
JSWENERGY	529.90	▲ 0.70	0.1%	18894000	745500	4%	Long Build Up
JSWSTEEL	1048.55	▼ -13.15	-1.3%	26746200	353700	1%	Short Build Up
JUBLFOOD	694.10	▲ 7.95	1.1%	17373750	100000	1%	Long Build Up
KALYANKJIL	509.35	▼ -4.20	-0.8%	15907650	-323950	-2%	Long Unwinding
KEI	2828.30	▼ -65.45	-2.3%	1763100	14700	1%	Short Build Up
KOTAKBANK	2142.30	▼ -17.85	-0.8%	29164800	-13600	0%	Long Unwinding
KPITTECH	1203.60	▼ -97.10	-8.1%	2716400	516000	23%	Short Build Up
LAURUSLABS	623.55	▲ 13.45	2.2%	17277100	523600	3%	Long Build Up
LICHSGFIN	576.10	▲ 7.95	1.4%	23908000	98000	0%	Long Build Up
LICI	817.20	▲ 4.75	0.6%	5640750	-90850	-2%	Short Covering
LODHA	1204.50	▲ 0.85	0.1%	5940000	240750	4%	Long Build Up
LT	3426.50	▼ -11.75	-0.3%	13269000	124350	1%	Short Build Up
LT	153.44	▲ 2.60	1.7%	70767320	281106	0%	Long Build Up
LTIM	4358.10	▼ -157.10	-3.6%	2207700	140100	7%	Short Build Up
LUPIN	2100.75	▲ 80.90	3.9%	6284900	57800	1%	Long Build Up
M&M	2620.45	▼ -30.70	-1.2%	19272575	226800	1%	Short Build Up
M&MFIN	265.95	▼ -2.15	-0.8%	25386000	3004000	13%	Short Build Up
MANAPPURAM	235.22	▲ 0.00	0.0%	44892000	108000	0%	Short Build Up
MARICO	662.15	▲ 4.10	0.6%	22746000	75600	0%	Long Build Up
MARUTI	11706.40	▼ -37.35	-0.3%	2640400	-12050	0%	Long Unwinding
MAXHEALTH	1123.85	▲ 24.60	2.2%	9285675	19425	0%	Long Build Up
MCX	5348.30	▼ -54.65	-1.0%	2197000	-130400	-6%	Long Unwinding
MFLS	1153.15	▲ 3.45	0.3%	6008800	61600	1%	Long Build Up
MGL	1403.60	▲ 9.90	0.7%	5740000	77200	1%	Long Build Up
MOTHERSON	129.39	▼ -3.24	-2.5%	133916650	3308600	3%	Short Build Up
MPHASIS	2378.20	▼ -109.85	-4.6%	3913800	-66275	-2%	Long Unwinding

SYMBOL	CMP	Diff	%Diff	TOTAL OI	Change OI	%Change	Interpretion
MRF	115166.05	▼ -291.35	-0.3%	69385	-75	0%	Long Unwinding
MUTHOOTFIN	2377.00	▲ 21.05	0.9%	3440250	17325	1%	Long Build Up
NATIONALUM	173.52	▼ -1.76	-1.0%	69603750	2853750	4%	Short Build Up
NAUKRI	6761.65	▼ -200.55	-3.0%	1545750	-23175	-1%	Long Unwinding
NBCC	84.80	▲ 1.47	1.7%	31407000	742400	2%	Long Build Up
NCC	215.60	▲ 0.94	0.4%	17629300	-133125	-1%	Short Covering
NESTLEIND	2249.80	▲ 34.75	1.5%	8791400	-92800	-1%	Short Covering
NHPC	84.91	▲ 0.97	1.1%	72083200	-870400	-1%	Short Covering
NMDC	70.79	▲ 0.35	0.5%	227947500	3145500	1%	Long Build Up
NTPC	359.80	▲ 6.10	1.7%	89034000	-358500	0%	Short Covering
NYKAA	179.73	▼ -0.36	-0.2%	33981050	-533950	-2%	Long Unwinding
OBEROIRLTY	1597.40	▼ -20.70	-1.3%	3680600	52150	1%	Short Build Up
OFSS	7617.25	▼ -191.60	-2.5%	794450	7400	1%	Short Build Up
OIL	387.10	▼ -6.30	-1.6%	14611400	-212850	-1%	Long Unwinding
ONGC	243.89	▼ -7.35	-3.0%	123405975	-2710400	-2%	Long Unwinding
PAGEIND	43445.15	▲ 536.65	1.2%	185010	-1695	-1%	Short Covering
PATANJALI	1887.95	▲ 57.30	3.0%	1956300	332400	20%	Long Build Up
PAYAM	838.65	▲ 19.00	2.3%	21000200	-780000	-4%	Short Covering
PEL	1011.90	▲ 0.60	0.1%	7377750	63000	1%	Long Build Up
PERSISTENT	4811.45	▼ -535.00	-11.1%	2452300	40400	2%	Short Build Up
PETRONET	299.45	▼ -0.40	-0.1%	3279000	-108000	0%	Long Unwinding
PFC	423.50	▲ 6.55	1.5%	52379600	5200	0%	Long Build Up
PHOENIXLTD	1636.55	▼ -14.05	-0.9%	1523550	-11200	-1%	Long Unwinding
PIDILITIND	2872.30	▲ 13.10	0.5%	4251500	61500	1%	Long Build Up
PIIND	3462.35	▼ -48.25	-1.4%	1443000	9750	1%	Short Build Up
PNB	99.24	▲ 1.66	1.7%	253736000	-2728000	-1%	Short Covering
PNBHOUSING	941.30	▲ 19.10	2.0%	1576900	231400	17%	Long Build Up
POLICYBZR	1573.65	▼ -16.65	-1.1%	6095050	71825	1%	Short Build Up
POLYCAB	5228.00	▼ -85.85	-1.6%	2512375	134250	6%	Short Build Up
POONAWALLA	358.20	▲ 10.30	2.9%	17450750	201550	1%	Long Build Up
POWERGRID	299.75	▲ 11.60	3.9%	76899600	-1333800	-2%	Short Covering
PRESTIGE	1192.95	▲ 8.30	0.7%	4821050	99125	2%	Long Build Up
RAMCOCEM	945.05	▲ 22.80	2.4%	5030300	-139400	-3%	Short Covering
RBL	175.80	▲ 4.38	2.5%	57215000	145000	0%	Long Build Up
RECLTD	427.50	▲ 0.60	0.1%	59373000	165000	3%	Long Build Up
RELIANCE	1252.40	▼ -3.50	-0.3%	136071000	-64000	0%	Long Unwinding
SAIL	118.90	▼ -0.25	-0.2%	146800000	-1160000	-1%	Long Unwinding
SBICARD	853.65	▼ -4.80	-0.6%	15092000	-178400	-1%	Long Unwinding
SBILIFE	1547.60	▼ -16.45	-1.1%	8325000	43500	1%	Short Build Up
SBIN	782.95	▲ 4.70	0.6%	94546500	1131000	1%	Long Build Up
SHREECEM	31008.15	▲ 581.25	1.9%	238525	250	0%	Long Build Up
SHRIRAMFIN	656.90	▲ 13.75	2.1%	29094000	130500	0%	Long Build Up
SIEMENS	5250.95	▼ -49.25	-0.9%	1854075	-474675	-20%	Long Unwinding
SJVN	95.89	▲ 2.48	2.6%	24210900	-47250	0%	Short Covering
SOLARINDS	11346.35	▲ 103.00	0.9%	363225	-1650	0%	Short Covering
SONACOMS	448.00	▼ -18.35	-4.1%	13250175	235600	2%	Short Build Up
SRF	2916.10	▼ -73.00	-2.5%	4516125	427500	10%	Short Build Up
SUNPHARMA	1773.60	▲ 51.95	2.9%	14546350	-325150	-2%	Short Covering



| NSE CERTIFIED TECHNICAL ANALYST | BHARAT MITNA 9960798984 | VINAY PATEL 9860843929 |

A-103, Geeta Bhavan, Anand Nagar, Near Saibaba temple, Vasai Road West- 401202 | <https://ottzindia.com> |



# NIFTY & BANKNIFTY OPEN INTEREST ANALYSIS

SYMBOL	NIFTY						
Row Labels	Chg OI	TOTAL OI	CM Price	Change	%ChgOI	Intrepretion	
03-04-2025	442350	14964750	23325.95	-113.00	3.0%	Short Build Up	
02-04-2025	-108075	14522400	23438.95	117.55	-0.7%	Short Covering	
01-04-2025	204525	14630475	23321.40	-316.25	1.4%	Short Build Up	
28-03-2025	352200	14425950	23637.65	-140.00	2.5%	Short Build Up	
27-03-2025	-4450725	14073750	23593.60	71.70	-24.0%	Short Covering	
26-03-2025	-1286550	18524475	23521.90	-183.45	-6.5%	Long Unwinding	
25-03-2025	798525	19811025	23705.35	6.00	4.2%	Long Build Up	
24-03-2025	372225	19012500	23699.35	319.50	2.0%	Long Build Up	
21-03-2025	-618975	18640275	23379.85	179.60	-3.2%	Short Covering	
20-03-2025	-630600	19259250	23200.25	227.30	-3.2%	Short Covering	
19-03-2025	86250	19889850	22972.95	77.55	0.4%	Long Build Up	
18-03-2025	-146250	19803600	22895.40	311.10	-0.7%	Short Covering	
17-03-2025	-242625	19949850	22584.30	140.05	-1.2%	Short Covering	
13-03-2025	143850	20192475	22444.25	-86.10	0.7%	Short Build Up	
12-03-2025	61950	20048625	22530.35	-33.95	0.3%	Short Build Up	
11-03-2025	106800	19986675	22564.30	48.65	0.5%	Long Build Up	
10-03-2025	-254025	19879875	22515.65	-134.30	-1.3%	Long Unwinding	
07-03-2025	15150	20133900	22649.95	29.00	0.1%	Long Build Up	
06-03-2025	293475	20118750	22620.95	179.60	1.5%	Long Build Up	
05-03-2025	78675	19825275	22441.35	250.30	0.4%	Long Build Up	
04-03-2025	432600	19746600	22191.05	-68.75	2.2%	Short Build Up	
03-03-2025	321150	19314000	22259.80	-20.25	1.7%	Short Build Up	
28-02-2025	1353450	18992850	22280.05	-403.60	7.7%	Short Build Up	
27-02-2025	-2946675	17639400	22547.75	-34.40	-14.3%	Long Unwinding	
25-02-2025	-44100	20586075	22582.15	-30.50	-0.2%	Long Unwinding	
24-02-2025	881100	20630175	22612.65	-209.95	4.5%	Short Build Up	
21-02-2025	25050	19749075	22822.60	-119.90	0.1%	Short Build Up	
20-02-2025	330525	19724025	22942.50	-22.00	1.7%	Short Build Up	
19-02-2025	210000	19393500	22964.50	-8.10	1.1%	Short Build Up	
18-02-2025	-172350	19183500	22972.60	-53.80	-0.9%	Long Unwinding	
17-02-2025	-6900	19355850	23026.40	30.75	0.0%	Short Covering	
14-02-2025	385950	19362750	22995.65	-112.10	2.0%	Short Build Up	
13-02-2025	-148200	18976800	23107.75	-16.10	-0.8%	Long Unwinding	
12-02-2025	506700	19125000	23123.85	-29.30	2.7%	Short Build Up	
11-02-2025	298575	18618300	23153.15	-306.00	1.6%	Short Build Up	
10-02-2025	447525	18319725	23459.15	-155.80	2.5%	Short Build Up	

SYMBOL	BANKNIFTY						
Row Labels	Chg OI	TOTAL OI	CM Price	Change	% Chg OI	Intrepretion	
03-04-2025	120510	2701710	51798.50	217.35	4.7%	Long Build Up	
02-04-2025	-57180	2581200	51581.15	394.05	-2.2%	Short Covering	
01-04-2025	-869730	2638380	51187.10	-653.75	-24.8%	Long Unwinding	
28-03-2025	-24270	3508110	51840.85	-66.75	-0.7%	Long Unwinding	
27-03-2025	-847140	3532380	51591.90	318.45	-19.3%	Short Covering	
26-03-2025	25650	4379520	51273.45	-391.75	0.6%	Short Build Up	
25-03-2025	15180	4353870	51665.20	-88.7	0.3%	Short Build Up	
24-03-2025	-51330	4338690	51753.90	1160.15	-1.2%	Short Covering	
21-03-2025	-144210	4390020	50593.75	496.65	-3.2%	Short Covering	
20-03-2025	-141390	4534230	50097.10	288.95	-3.0%	Short Covering	
19-03-2025	83940	4675620	49808.15	385.75	1.8%	Long Build Up	
18-03-2025	-8160	4591680	49422.40	936.8	-0.2%	Short Covering	
17-03-2025	58230	4599840	48485.60	325.4	1.3%	Long Build Up	
13-03-2025	37530	4541610	48160.20	-53.7	0.8%	Short Build Up	
12-03-2025	-1080	4504080	48213.90	214.4	0.0%	Short Covering	
11-03-2025	262530	4505160	47999.50	-315.85	6.2%	Short Build Up	
10-03-2025	312600	4242630	48315.35	-364.8	8.0%	Short Build Up	
07-03-2025	9360	3930030	48680.15	-100.2	0.2%	Short Build Up	
06-03-2025	-111810	3920670	48780.35	65.65	-2.8%	Short Covering	
05-03-2025	102990	4032480	48714.70	242.45	2.6%	Long Build Up	
04-03-2025	-88170	3929490	48472.25	76.25	-2.2%	Short Covering	
03-03-2025	275700	4017660	48396.00	-232.25	7.4%	Short Build Up	
28-02-2025	282390	3741960	48628.25	-406.35	8.2%	Short Build Up	
27-02-2025	-979770	3459570	48785.50	62.05	-22.1%	Short Covering	
25-02-2025	194340	4439340	48723.45	-70.45	4.6%	Short Build Up	
24-02-2025	-43260	4245000	48793.90	-237.5	-1.0%	Long Unwinding	
21-02-2025	182730	4288260	49031.40	-441.9	4.5%	Short Build Up	
20-02-2025	98190	4105530	49473.30	-157.25	2.5%	Short Build Up	
19-02-2025	-49230	4007340	49630.55	422.5	-1.2%	Short Covering	
18-02-2025	56010	4056570	49208.05	-254.1	1.4%	Short Build Up	
17-02-2025	-74310	4000560	49462.15	127.6	-1.8%	Short Covering	
14-02-2025	228360	4074870	49334.55	-236.85	5.9%	Short Build Up	
13-02-2025	64350	3846510	49571.40	-145.1	1.7%	Short Build Up	
12-02-2025	-35250	3782160	49716.50	34.75	-0.9%	Short Covering	
11-02-2025	553650	3817410	49681.75	-552.4	17.0%	Short Build Up	
10-02-2025	140190	3263760	50234.15	-120.4	4.5%	Short Build Up	



| NSE CERTIFIED TECHNICAL ANALYST | BHARAT MITNA 9960798984 | VINAY PATEL 9860843929 |

A-103, Geeta Bhavan, Anand Nagar, Near Saibaba temple, Vasai Road West- 401202 | <https://ottzindia.com> |



# HDFCBANK & KOTAKBANK OPEN INTEREST ANALYSIS

SYMBOL	HDFCBANK						
Row Labels	Chg OI	TOTAL OI	CM Price	Change	% Chg OI	Intreption	
03-04-2025	250250	111242450	1798.65	-4.15	0.2%	Short Build Up	
02-04-2025	-1110450	110992200	1802.80	24.05	-1.0%	Short Covering	
01-04-2025	1764400	112102650	1778.75	-56.85	1.6%	Short Build Up	
28-03-2025	-425700	110338250	1835.60	-1.3	-0.4%	Long Unwinding	
27-03-2025	-7936500	110763950	1822.95	15.2	-6.7%	Short Covering	
26-03-2025	-1397550	118700450	1807.75	-14.15	-1.2%	Long Unwinding	
25-03-2025	-1411850	120098000	1821.90	22.2	-1.2%	Short Covering	
24-03-2025	-842050	121509850	1799.70	27.4	-0.7%	Short Covering	
21-03-2025	371800	122351900	1772.30	0.2	0.3%	Long Build Up	
20-03-2025	-2583900	121980100	1772.10	22.8	-2.1%	Short Covering	
19-03-2025	-2492050	124564000	1749.30	12.2	-2.0%	Short Covering	
18-03-2025	-2780250	127056050	1737.10	21.65	-2.1%	Short Covering	
17-03-2025	-694650	129836300	1715.45	6.15	-0.5%	Short Covering	
13-03-2025	-80300	130530950	1709.30	-8.4	-0.1%	Long Unwinding	
12-03-2025	-3351150	130611250	1717.70	26.4	-2.5%	Short Covering	
11-03-2025	-747450	133962400	1691.30	1.85	-0.6%	Short Covering	
10-03-2025	-864050	134709850	1689.45	-6.65	-0.6%	Long Unwinding	
07-03-2025	139700	135573900	1696.10	0.1	0.1%	Long Build Up	
06-03-2025	-1492150	135434200	1696.00	-3.2	-1.1%	Long Unwinding	
05-03-2025	976800	136926350	1699.20	-16	0.7%	Short Build Up	
04-03-2025	-2613600	135949550	1715.20	4.6	-1.9%	Short Covering	
03-03-2025	1752300	138563150	1710.60	-27.4	1.3%	Short Build Up	
28-02-2025	-957000	136810850	1738.00	30.85	-0.7%	Short Covering	
27-02-2025	-17648400	137767850	1698.50	14.2	-11.4%	Short Covering	
25-02-2025	-191400	155416250	1684.30	2.75	-0.1%	Short Covering	
24-02-2025	5566000	155607650	1681.55	-9.55	3.7%	Short Build Up	
21-02-2025	1955250	150041650	1691.10	0.6	1.3%	Long Build Up	
20-02-2025	3715250	148086400	1690.50	-36.3	2.6%	Short Build Up	
19-02-2025	-288750	144371150	1726.80	4.4	-0.2%	Short Covering	
18-02-2025	-2456850	144659900	1722.40	0.4	-1.7%	Short Covering	
17-02-2025	2087800	147116750	1722.00	22.3	1.4%	Long Build Up	
14-02-2025	3083850	145028950	1699.70	-3.6	2.2%	Short Build Up	
13-02-2025	-523600	141945100	1703.30	-10.1	-0.4%	Long Unwinding	
12-02-2025	993850	142468700	1713.40	5.15	0.7%	Long Build Up	
11-02-2025	4129400	141474850	1708.25	-15.15	3.0%	Short Build Up	
10-02-2025	2165350	137345450	1723.40	-12.95	1.6%	Short Build Up	

SYMBOL	KOTAKBANK						
Row Labels	Chg OI	TOTAL OI	CM Price	Change	% Chg OI	Intreption	
03-04-2025	-13600	29164800	2142.30	-17.85	0.0%	Long Unwinding	
02-04-2025	-250400	29178400	2160.15	1.65	-0.9%	Short Covering	
01-04-2025	12000	29428800	2158.50	-18.95	0.0%	Short Build Up	
28-03-2025	272400	29416800	2177.45	32	0.9%	Long Build Up	
27-03-2025	-2070000	29144400	2131.25	-9	-6.6%	Long Unwinding	
26-03-2025	697600	31214400	2140.25	-29.45	2.3%	Short Build Up	
25-03-2025	-405600	30516800	2169.70	-3.2	-1.3%	Long Unwinding	
24-03-2025	-1433200	30922400	2172.90	96.75	-4.4%	Short Covering	
21-03-2025	-1692400	32355600	2076.15	41.8	-5.0%	Short Covering	
20-03-2025	-491600	34048000	2034.35	7.3	-1.4%	Short Covering	
19-03-2025	-563600	34539600	2027.05	-6.9	-1.6%	Long Unwinding	
18-03-2025	-694400	35103200	2033.95	39.9	-1.9%	Short Covering	
17-03-2025	-536000	35797600	1994.05	9.05	-1.5%	Short Covering	
13-03-2025	-868800	36333600	1985.00	1.35	-2.3%	Short Covering	
12-03-2025	-1037200	37202400	1983.65	46.3	-2.7%	Short Covering	
11-03-2025	-32800	38239600	1937.35	11.7	-0.1%	Short Covering	
10-03-2025	220800	38272400	1925.65	-12.35	0.6%	Short Build Up	
07-03-2025	-205200	38051600	1938.00	9.4	-0.5%	Short Covering	
06-03-2025	-200000	38256800	1928.60	-12.25	-0.5%	Long Unwinding	
05-03-2025	-1428400	38456800	1940.85	26.85	-3.6%	Short Covering	
04-03-2025	-601600	39885200	1914.00	-5.8	-1.5%	Long Unwinding	
03-03-2025	-336800	40486800	1919.80	5.5	-0.8%	Short Covering	
28-02-2025	2578400	40823600	1914.30	-41.55	6.7%	Short Build Up	
27-02-2025	-2894000	38245200	1944.60	-20.65	-7.0%	Long Unwinding	
25-02-2025	-445200	41139200	1965.25	0.2	-1.1%	Short Covering	
24-02-2025	345600	41584400	1965.05	8.9	0.8%	Long Build Up	
21-02-2025	800800	41238800	1956.15	-14.15	2.0%	Short Build Up	
20-02-2025	-323600	40438000	1970.30	-14.25	-0.8%	Long Unwinding	
19-02-2025	122800	40761600	1984.55	21.45	0.3%	Long Build Up	
18-02-2025	-276000	40638800	1963.10	16.25	-0.7%	Short Covering	
17-02-2025	204800	40914800	1946.85	-10.9	2.5%	Short Build Up	
14-02-2025	1076800	40710000	1957.75	-16.05	0.7%	Short Build Up	
13-02-2025	-4055600	39633200	1973.80	26.9	-9.3%	Short Covering	
12-02-2025	391600	43688800	1946.90	20.1	0.9%	Long Build Up	
11-02-2025	955200	43297200	1926.80	-37.9	2.3%	Short Build Up	
10-02-2025	339600	42342000	1964.70	19.4	0.8%	Long Build Up	

# AXISBANK & ICICIBANK OPEN INTEREST ANALYSIS

SYMBOL	AXISBANK						
Row Labels	Chg OI	TOTAL OI	CM Price	Change	% Chg OI	Intrepretion	
03-04-2025	938125	62366875	1094.05	3.75	1.5%	Long Build Up	
02-04-2025	233125	61428750	1090.30	-1.55	0.4%	Short Build Up	
01-04-2025	381250	61195625	1091.85	-13.5	0.6%	Short Build Up	
28-03-2025	61250	60814375	1105.35	-1.2	0.1%	Short Build Up	
27-03-2025	-4578125	60753125	1097.35	2.5	-7.0%	Short Covering	
26-03-2025	-956250	65331250	1094.85	-21.75	-1.4%	Long Unwinding	
25-03-2025	-3198125	66287500	1116.60	19.1	-4.6%	Short Covering	
24-03-2025	-2101875	69485625	1097.50	28	-2.9%	Short Covering	
21-03-2025	-920000	71587500	1069.50	15.25	-1.3%	Short Covering	
20-03-2025	-866250	72507500	1054.25	1.55	-1.2%	Short Covering	
19-03-2025	-1060000	73373750	1052.70	6.8	-1.4%	Short Covering	
18-03-2025	-3271875	74433750	1045.90	11.15	-4.2%	Short Covering	
17-03-2025	-1336250	77705625	1034.75	24.3	-1.7%	Short Covering	
13-03-2025	-908750	79041875	1010.45	-1.65	-1.1%	Long Unwinding	
12-03-2025	-361875	79950625	1012.10	-16.05	-0.5%	Long Unwinding	
11-03-2025	-645000	80312500	1028.15	-10.1	-0.8%	Long Unwinding	
10-03-2025	-1174375	80957500	1038.25	-1.1	-1.4%	Long Unwinding	
07-03-2025	-2968750	82131875	1039.35	2.8	-3.5%	Short Covering	
06-03-2025	-801875	85100625	1036.55	19.35	-0.9%	Short Covering	
05-03-2025	-2006250	85902500	1017.20	12.85	-2.3%	Short Covering	
04-03-2025	-271875	87908750	1004.35	-6.2	-0.3%	Long Unwinding	
03-03-2025	-1414375	88180625	1010.55	-10.85	-1.6%	Long Unwinding	
28-02-2025	-144375	89595000	1021.40	1.1	-0.2%	Short Covering	
27-02-2025	-5817500	89739375	1014.35	3.55	-6.1%	Short Covering	
25-02-2025	-2594375	95556875	1010.80	-1.05	-2.6%	Long Unwinding	
24-02-2025	536875	98151250	1011.85	2.65	0.5%	Long Build Up	
21-02-2025	-792500	97614375	1009.20	-7.7	-0.8%	Long Unwinding	
20-02-2025	-1469375	98406875	1016.90	5.95	-1.5%	Short Covering	
19-02-2025	-2782500	99876250	1010.95	15.8	-2.7%	Short Covering	
18-02-2025	-923750	102658750	995.15	-0.15	-0.9%	Long Unwinding	
17-02-2025	2385625	103582500	995.30	-5.25	2.4%	Short Build Up	
14-02-2025	493125	101196875	1000.55	-9.35	0.5%	Short Build Up	
13-02-2025	-1244375	100703750	1009.90	1.45	-1.2%	Short Covering	
12-02-2025	-868750	101948125	1008.45	-2.6	-0.8%	Long Unwinding	
11-02-2025	1395000	102816875	1011.05	-5.25	1.4%	Short Build Up	
10-02-2025	388750	101421875	1016.30	-9.2	0.4%	Short Build Up	

SYMBOL	ICICIBANK						
Row Labels	Chg OI	TOTAL OI	CM Price	Change	% Chg OI	Intrepretion	
03-04-2025	-10500	101841600	1334.40	-4	0.0%	Long Unwinding	
02-04-2025	445200	101852100	1338.40	12.3	0.4%	Long Build Up	
01-04-2025	2619400	101406900	1326.10	-29.45	2.7%	Short Build Up	
28-03-2025	1155000	98787500	1355.55	8.5	1.2%	Long Build Up	
27-03-2025	-6481300	97632500	1337.75	0.6	-6.2%	Short Covering	
26-03-2025	387800	104113800	1337.15	-8.05	0.4%	Short Build Up	
25-03-2025	96600	103726000	1345.20	-15.2	0.1%	Short Build Up	
24-03-2025	-856100	103629400	1360.40	18.35	-0.8%	Short Covering	
21-03-2025	-2126600	104485500	1342.05	20.65	-2.0%	Short Covering	
20-03-2025	-2097900	106612100	1321.40	6.5	-1.9%	Short Covering	
19-03-2025	-2592100	108710000	1314.90	4.1	-2.3%	Short Covering	
18-03-2025	-125300	111302100	1310.80	37.7	-0.1%	Short Covering	
17-03-2025	1078000	111427400	1273.10	19.8	1.0%	Long Build Up	
13-03-2025	-153300	110349400	1253.30	6.9	-0.1%	Short Covering	
12-03-2025	-1240400	110502700	1246.40	-0.3	-1.1%	Long Unwinding	
11-03-2025	418600	111743100	1246.70	29.9	0.4%	Long Build Up	
10-03-2025	-1115800	111324500	1216.80	-2.9	-1.0%	Long Unwinding	
07-03-2025	-311500	112440300	1219.70	-1.7	-0.3%	Long Unwinding	
06-03-2025	-1204700	112751800	1221.40	1.75	-1.1%	Short Covering	
05-03-2025	-1135400	113956500	1219.65	2.4	-1.0%	Short Covering	
04-03-2025	-456400	115091900	1217.25	3.9	-0.4%	Short Covering	
03-03-2025	153300	115548300	1213.35	2.05	0.1%	Long Build Up	
28-02-2025	3775100	115395000	1211.30	-16.1	3.4%	Short Build Up	
27-02-2025	-11032000	111619900	1220.85	-5.25	-9.0%	Long Unwinding	
25-02-2025	-3287200	122651900	1226.10	4.9	-2.6%	Short Covering	
24-02-2025	5005700	125939100	1221.20	-13.45	4.1%	Short Build Up	
21-02-2025	2009700	120933400	1234.65	-17.75	1.7%	Short Build Up	
20-02-2025	1998500	118923700	1252.40	-8.9	1.7%	Short Build Up	
19-02-2025	-2043300	116925200	1261.30	15	-1.7%	Short Covering	
18-02-2025	903000	118968500	1246.30	-8.4	0.8%	Short Build Up	
17-02-2025	2512300	118065500	1254.70	-9.7	2.2%	Short Build Up	
14-02-2025	5366900	115553200	1264.40	11	4.9%	Long Build Up	
13-02-2025	431900	110186300	1253.40	-3.5	0.4%	Short Build Up	
12-02-2025	1221500	109754400	1256.90	-0.75	1.1%	Short Build Up	
11-02-2025	2394000	108532900	1257.65	-9.85	2.3%	Short Build Up	
10-02-2025	1777300	106138900	1267.50	6.2	1.7%	Long Build Up	



| NSE CERTIFIED TECHNICAL ANALYST | BHARAT MITNA 9960798984 | VINAY PATEL 9860843929 |

A-103, Geeta Bhavan, Anand Nagar, Near Saibaba temple, Vasai Road West- 401202 | <https://ottzindia.com> |

# SBIN & BAJFINANCE OPEN INTEREST ANALYSIS

SYMBOL	SBIN						
Row Labels	Chg OI	TOTAL OI	CM Price	Change	% Chg OI	Intrepretion	
03-04-2025	1131000	94546500	782.95	4.7	1.2%	Long Build Up	
02-04-2025	-811500	93415500	778.25	2.25	-0.9%	Short Covering	
01-04-2025	510750	94227000	776.00	0.45	0.5%	Long Build Up	
28-03-2025	-98250	93716250	775.55	-1	-0.1%	Long Unwinding	
27-03-2025	-11364750	93814500	769.90	5.8	-10.8%	Short Covering	
26-03-2025	582750	105179250	764.10	-10	0.6%	Short Build Up	
25-03-2025	1184250	104596500	774.10	-6.1	1.1%	Short Build Up	
24-03-2025	2133000	103412250	780.20	27.25	2.1%	Long Build Up	
21-03-2025	-727500	101279250	752.95	3.15	-0.7%	Short Covering	
20-03-2025	-2048250	102006750	749.80	2.55	-2.0%	Short Covering	
19-03-2025	637500	104055000	747.25	8	0.6%	Long Build Up	
18-03-2025	-14250	103417500	739.25	14.15	0.0%	Short Covering	
17-03-2025	612750	103431750	725.10	-2.75	0.6%	Short Build Up	
13-03-2025	-1410000	102819000	727.85	2.25	-1.4%	Short Covering	
12-03-2025	-210000	104229000	725.60	-5.5	-0.2%	Long Unwinding	
11-03-2025	-724500	104439000	731.10	1.75	-0.7%	Short Covering	
10-03-2025	-2805000	105163500	729.35	-5	-2.6%	Long Unwinding	
07-03-2025	-635250	107968500	734.35	0.7	-0.6%	Short Covering	
06-03-2025	-3796500	108603750	733.65	1.3	-3.4%	Short Covering	
05-03-2025	-3906000	112400250	732.35	14.35	-3.4%	Short Covering	
04-03-2025	-6781500	116306250	718.00	20.45	-5.5%	Short Covering	
03-03-2025	-1143750	123087750	697.55	4.65	-0.9%	Short Covering	
28-02-2025	2705250	124231500	692.90	-14	2.2%	Short Build Up	
27-02-2025	-13528500	121526250	703.25	-8.75	-10.0%	Long Unwinding	
25-02-2025	128250	135054750	712.00	-4.2	0.1%	Short Build Up	
24-02-2025	-3260250	134926500	716.20	-5.85	-2.4%	Long Unwinding	
21-02-2025	1246500	138186750	722.05	-8.95	0.9%	Short Build Up	
20-02-2025	1086000	136940250	731.00	3.85	0.8%	Long Build Up	
19-02-2025	-181500	135854250	727.15	1.25	-0.1%	Short Covering	
18-02-2025	-1812750	136035750	725.90	-2.65	-1.3%	Long Unwinding	
17-02-2025	-1014750	137848500	728.55	4.2	-0.7%	Short Covering	
14-02-2025	-625500	138863250	724.35	-5.8	-0.4%	Long Unwinding	
13-02-2025	-2287500	139488750	730.15	-3.9	-1.6%	Long Unwinding	
12-02-2025	-2214000	141776250	734.05	0.8	-1.5%	Short Covering	
11-02-2025	447000	143990250	733.25	-6.7	0.3%	Short Build Up	
10-02-2025	303750	143543250	739.95	0.2	0.2%	Long Build Up	

SYMBOL	BAJFINANCE						
Row Labels	Chg OI	TOTAL OI	CM Price	Change	% Chg OI	Intrepretion	
03-04-2025	195375	9294250	8608.15	-73	2.1%	Short Build Up	
02-04-2025	37250	9098875	8681.15	-71.15	0.4%	Short Build Up	
01-04-2025	115375	9061625	8752.30	-237.1	1.3%	Short Build Up	
28-03-2025	-11000	8946250	8989.40	-86	-0.1%	Long Unwinding	
27-03-2025	-200000	8957250	8998.85	128.65	-2.2%	Short Covering	
26-03-2025	125	9157250	8870.20	-199.45	0.0%	Short Build Up	
25-03-2025	-419625	9157125	9069.65	-21.95	-4.4%	Long Unwinding	
24-03-2025	-89875	9576750	9091.60	160.95	-0.9%	Short Covering	
21-03-2025	263500	9666625	8930.65	249.5	2.8%	Long Build Up	
20-03-2025	108875	9403125	8681.15	-64.9	1.2%	Short Build Up	
19-03-2025	33750	9294250	8746.05	57.85	0.4%	Long Build Up	
18-03-2025	29250	9260500	8688.20	99.75	0.3%	Long Build Up	
17-03-2025	43875	9231250	8588.45	173.45	0.5%	Long Build Up	
13-03-2025	-23000	9187375	8415.00	-80.3	-0.2%	Long Unwinding	
12-03-2025	69125	9210375	8495.30	122.6	0.8%	Long Build Up	
11-03-2025	-29750	9141250	8372.70	2.95	-0.3%	Short Covering	
10-03-2025	73750	9171000	8369.75	-71.6	0.8%	Short Build Up	
07-03-2025	-136750	9097250	8441.35	8.45	-1.5%	Short Covering	
06-03-2025	-88750	9234000	8432.90	91.05	-1.0%	Short Covering	
05-03-2025	56000	9322750	8341.85	-264.75	0.6%	Short Build Up	
04-03-2025	-162625	9266750	8606.60	-42.1	-1.7%	Long Unwinding	
03-03-2025	96250	9429375	8648.70	71.65	1.0%	Long Build Up	
28-02-2025	-250	9333125	8577.05	-156	0.0%	Long Unwinding	
27-02-2025	-58625	9333375	8683.05	212.2	-0.6%	Short Covering	
25-02-2025	86500	9392000	8470.85	102.8	0.9%	Long Build Up	
24-02-2025	104625	9305500	8368.05	-26.45	1.1%	Short Build Up	
21-02-2025	91750	9200875	8394.50	-12.45	1.0%	Short Build Up	
20-02-2025	-194250	9109125	8406.95	-19.75	-2.1%	Long Unwinding	
19-02-2025	53875	9303375	8426.70	-31.45	0.6%	Short Build Up	
18-02-2025	34875	9249500	8458.15	27.3	0.4%	Long Build Up	
17-02-2025	155125	9214625	8430.85	36.8	1.7%	Long Build Up	
14-02-2025	71500	9059500	8394.05	-16.35	0.8%	Short Build Up	
13-02-2025	39000	8988000	8410.40	163.25	0.4%	Long Build Up	
12-02-2025	186375	8949000	8247.15	26.8	2.1%	Long Build Up	
11-02-2025	-70250	8762625	8220.35	-102.9	-0.8%	Long Unwinding	
10-02-2025	-104625	8832875	8323.25	-158.65	-1.2%	Long Unwinding	

# TCS & INFY OPEN INTEREST ANALYSIS

SYMBOL TCS						
Row Labels	Chg OI	TOTAL OI	CM Price	Diff	% Chg OI	Intrepretion
03-04-2025	508725	18209975	3419.00	-140.40	2.9%	Short Build Up
02-04-2025	-327600	17701250	3559.40	-2.55	-1.8%	Long Unwinding
01-04-2025	-2776200	18028850	3561.95	-57.60	-13.3%	Long Unwinding
28-03-2025	-56700	20805050	3619.55	-27.10	-0.3%	Long Unwinding
27-03-2025	-1043350	20861750	3646.65	8.85	-4.8%	Short Covering
26-03-2025	-198275	21905100	3637.80	-17.15	-0.9%	Long Unwinding
25-03-2025	-423325	22103375	3654.95	26.15	-1.9%	Short Covering
24-03-2025	-105350	22526700	3628.80	45.30	-0.5%	Short Covering
21-03-2025	359800	22632050	3583.50	21.10	1.6%	Long Build Up
20-03-2025	-807100	22272250	3562.40	54.10	-3.5%	Short Covering
19-03-2025	666225	23079350	3508.30	-46.10	3.0%	Short Build Up
18-03-2025	-111650	22413125	3554.40	44.55	-0.5%	Short Covering
17-03-2025	594825	22524775	3509.85	-7.40	2.7%	Short Build Up
13-03-2025	219625	21929950	3517.25	-1.10	1.0%	Short Build Up
12-03-2025	576625	21710325	3518.35	-60.80	2.7%	Short Build Up
11-03-2025	-237825	21133700	3579.15	-19.55	-1.1%	Long Unwinding
10-03-2025	-271950	21371525	3598.70	-19.05	-1.3%	Long Unwinding
07-03-2025	-457975	21643475	3617.75	9.00	-2.1%	Short Covering
06-03-2025	-246925	22101450	3608.75	42.80	-1.1%	Short Covering
05-03-2025	943425	22348375	3565.95	22.75	4.4%	Long Build Up
04-03-2025	-143325	21404950	3543.20	28.85	-0.7%	Short Covering
03-03-2025	2758000	21548275	3514.35	10.40	14.7%	Long Build Up
28-02-2025	1414000	18790275	3503.95	-114.65	8.1%	Short Build Up
27-02-2025	-859950	17376275	3618.60	-16.20	-4.7%	Long Unwinding
25-02-2025	662900	18236225	3634.80	-50.15	3.8%	Short Build Up
24-02-2025	669725	17573325	3684.95	-102.25	4.0%	Short Build Up
21-02-2025	18550	16903600	3787.20	4.60	0.1%	Long Build Up
20-02-2025	379750	16885050	3782.60	-5.35	2.3%	Short Build Up
19-02-2025	1140650	16505300	3787.95	-91.95	7.4%	Short Build Up
18-02-2025	376425	15364650	3879.90	-36.00	2.5%	Short Build Up
17-02-2025	297850	14988225	3915.90	-29.75	2.0%	Short Build Up
14-02-2025	59675	14690375	3945.65	23.35	0.4%	Long Build Up
13-02-2025	352625	14630700	3922.30	-39.80	2.5%	Short Build Up
12-02-2025	38150	14278075	3962.10	-17.90	0.3%	Short Build Up
11-02-2025	167475	14239925	3980.00	-63.40	1.2%	Short Build Up
10-02-2025	147000	14072450	4043.40	6.80	1.1%	Long Build Up

SYMBOL INFY						
Row Labels	Chg OI	TOTAL OI	CM Price	Diff	% Chg OI	Intrepretion
03-04-2025	924400	53792800	1499.80	-56.35	1.7%	Short Build Up
02-04-2025	-1443200	52868400	1556.15	20.10	-2.7%	Short Covering
01-04-2025	-680400	54311600	1536.05	-42.05	-1.2%	Long Unwinding
28-03-2025	464400	54992000	1578.10	-23.40	0.9%	Short Build Up
27-03-2025	-1130800	54527600	1601.50	2.05	-2.0%	Short Covering
26-03-2025	373200	55658400	1599.45	-25.60	0.7%	Short Build Up
25-03-2025	-582400	55285200	1625.05	29.95	-1.0%	Short Covering
24-03-2025	1101600	55867600	1595.10	-0.10	2.0%	Short Build Up
21-03-2025	921200	54766000	1595.20	-20.15	1.7%	Short Build Up
20-03-2025	-630400	53844800	1615.35	23.85	-1.2%	Short Covering
19-03-2025	-344800	54475200	1591.50	-19.35	-0.6%	Long Unwinding
18-03-2025	-983600	54820000	1610.85	18.40	-1.8%	Short Covering
17-03-2025	-530800	55803600	1592.45	9.90	-0.9%	Short Covering
13-03-2025	1233600	56334400	1582.55	-11.50	2.2%	Short Build Up
12-03-2025	2148800	55100800	1594.05	-74.25	4.1%	Short Build Up
11-03-2025	626800	52952000	1668.30	-35.30	1.2%	Short Build Up
10-03-2025	245600	52325200	1703.60	10.90	0.5%	Long Build Up
07-03-2025	1817600	52079600	1692.70	-26.40	3.6%	Short Build Up
06-03-2025	-1148400	50620000	1719.10	2.45	-2.2%	Short Covering
05-03-2025	-813600	51410400	1716.65	23.45	-1.6%	Short Covering
04-03-2025	-444800	52224000	1693.20	-25.60	-0.8%	Long Unwinding
03-03-2025	2901200	52668800	1718.80	20.55	5.8%	Long Build Up
28-02-2025	3207200	49767600	1698.25	-64.45	6.9%	Short Build Up
27-02-2025	-3249200	46560400	1762.70	-6.55	-6.5%	Long Unwinding
25-02-2025	-368000	49809600	1769.25	2.40	-0.7%	Short Covering
24-02-2025	2414400	50177600	1766.85	-50.35	5.1%	Short Build Up
21-02-2025	1634800	47763200	1817.20	-8.90	3.5%	Short Build Up
20-02-2025	-144400	46128400	1826.10	11.35	-0.3%	Short Covering
19-02-2025	1547600	46272800	1814.75	-36.10	3.5%	Short Build Up
18-02-2025	270800	44725200	1850.85	8.15	0.6%	Long Build Up
17-02-2025	-53200	44454400	1842.70	-16.40	-0.1%	Long Unwinding
14-02-2025	743600	44507600	1859.10	10.10	1.7%	Long Build Up
13-02-2025	648400	43764000	1849.00	-16.25	1.5%	Short Build Up
12-02-2025	916400	43115600	1865.25	-16.80	2.2%	Short Build Up
11-02-2025	825600	42199200	1882.05	-6.50	2.0%	Short Build Up
10-02-2025	1081200	41373600	1888.55	-23.05	2.7%	Short Build Up



| NSE CERTIFIED TECHNICAL ANALYST | BHARAT MITNA 9960798984 | VINAY PATEL 9860843929 |

A-103, Geeta Bhavan, Anand Nagar, Near Saibaba temple, Vasai Road West- 401202 | <https://ottzindia.com> |

# RELIANCE & LT OPEN INTEREST ANALYSIS

SYMBOL	RELIANCE					
Row Labels	Chg OI	TOTAL OI	CM Price	Change	% Chg OI	Intreption
03-04-2025	-64000	136071000	1252.40	-3.5	0.0%	Long Unwinding
02-04-2025	-2181000	136135000	1255.90	-3.95	-1.6%	Long Unwinding
01-04-2025	1635500	138316000	1259.85	-21.7	1.2%	Short Build Up
28-03-2025	476000	136680500	1281.55	-7	0.3%	Short Build Up
27-03-2025	-11978500	136204500	1279.50	5.6	-8.1%	Short Covering
26-03-2025	2518500	148183000	1273.90	-13.45	1.7%	Short Build Up
25-03-2025	853000	145664500	1287.35	-13.5	0.6%	Short Build Up
24-03-2025	-1148000	144811500	1300.85	23.1	-0.8%	Short Covering
21-03-2025	-6000	145959500	1277.75	8.1	0.0%	Short Covering
20-03-2025	-276000	145965500	1269.65	18.4	-0.2%	Short Covering
19-03-2025	-370500	146241500	1251.25	7.65	-0.3%	Short Covering
18-03-2025	5771000	146612000	1243.60	-0.3	4.1%	Short Build Up
17-03-2025	5300000	140841000	1243.90	-5.5	3.9%	Short Build Up
13-03-2025	334500	135541000	1249.40	-8.85	0.2%	Short Build Up
12-03-2025	-2787500	135206500	1258.25	9.4	-2.0%	Short Covering
11-03-2025	-3296500	137994000	1248.85	9.1	-2.3%	Short Covering
10-03-2025	-3469500	141290500	1239.75	-11.7	-2.4%	Long Unwinding
07-03-2025	-4728500	144760000	1251.45	37	-3.2%	Short Covering
06-03-2025	885500	149488500	1214.45	33.1	0.6%	Long Build Up
05-03-2025	-904000	148603000	1181.35	13.4	-0.6%	Short Covering
04-03-2025	1094000	149507000	1167.95	-7.35	0.7%	Short Build Up
03-03-2025	2168000	148413000	1175.30	-31.2	1.5%	Short Build Up
28-02-2025	1889000	146245000	1206.50	-5.75	1.3%	Short Build Up
27-02-2025	-6501000	144356000	1206.15	0.7	-4.3%	Short Covering
25-02-2025	705500	150857000	1205.45	-11.85	0.5%	Short Build Up
24-02-2025	109000	150151500	1217.30	-10.45	0.1%	Short Build Up
21-02-2025	1014000	150042500	1227.75	-5	0.7%	Short Build Up
20-02-2025	-2431000	149028500	1232.75	3.85	-1.6%	Short Covering
19-02-2025	-155500	151459500	1228.90	3.35	-0.1%	Short Covering
18-02-2025	-842500	151615000	1225.55	-1.5	-0.6%	Long Unwinding
17-02-2025	-43000	152457500	1227.05	7.5	0.0%	Short Covering
14-02-2025	901000	152500500	1219.55	0.7	0.6%	Long Build Up
13-02-2025	276000	151599500	1218.85	-2.4	0.2%	Short Build Up
12-02-2025	4116000	151323500	1221.25	-18.2	2.8%	Short Build Up
11-02-2025	9000	147207500	1239.45	-17.6	0.1%	Short Build Up
10-02-2025	958500	147117500	1257.05	-14.9	0.7%	Short Build Up

SYMBOL	LT					
Row Labels	Chg OI	TOTAL OI	CM Price	Change	% Chg OI	Intreption
03-04-2025	124350	13269000	3426.50	-11.75	0.9%	Short Build Up
02-04-2025	97950	13144650	3438.25	-18.85	0.8%	Short Build Up
01-04-2025	329700	13046700	3457.10	-43.2	2.6%	Short Build Up
28-03-2025	222300	12717000	3500.30	-21.55	1.8%	Short Build Up
27-03-2025	-750000	12494700	3492.95	57.05	-5.7%	Short Covering
26-03-2025	164700	13244700	3435.90	-24	1.3%	Short Build Up
25-03-2025	-642600	13080000	3459.90	-17	-4.7%	Long Unwinding
24-03-2025	-378150	13722600	3476.90	58.9	-2.7%	Short Covering
21-03-2025	-173400	14100750	3418.00	69.2	-1.2%	Short Covering
20-03-2025	-283050	14274150	3348.80	29.1	-1.9%	Short Covering
19-03-2025	-181950	14557200	3319.70	47.35	-1.2%	Short Covering
18-03-2025	-419700	14739150	3272.35	89.15	-2.8%	Short Covering
17-03-2025	101100	15158850	3183.20	-4.45	0.7%	Short Build Up
13-03-2025	-307650	15057750	3187.65	-7.75	-2.0%	Long Unwinding
12-03-2025	-183750	15365400	3195.40	-9.25	-1.2%	Long Unwinding
11-03-2025	-98400	15549150	3204.65	19.3	-0.6%	Short Covering
10-03-2025	214800	15647550	3185.35	-73.75	1.4%	Short Build Up
07-03-2025	-64050	15432750	3259.10	-7.45	-0.4%	Long Unwinding
06-03-2025	-529500	15496800	3266.55	18.05	-3.3%	Short Covering
05-03-2025	-107550	16026300	3248.50	26.1	-0.7%	Short Covering
04-03-2025	-190500	16133850	3222.40	11.9	-1.2%	Short Covering
03-03-2025	-181200	16324350	3210.50	29	-1.1%	Short Covering
28-02-2025	227850	16505550	3181.50	-43.3	1.4%	Short Build Up
27-02-2025	-930600	16277700	3207.30	-21.65	-5.4%	Long Unwinding
25-02-2025	245850	17208300	3228.95	-30.85	1.4%	Short Build Up
24-02-2025	-123450	16962450	3259.80	-52.15	-0.7%	Long Unwinding
21-02-2025	-195900	17085900	3311.95	36.8	-1.1%	Short Covering
20-02-2025	81750	17281800	3275.15	-2.1	0.5%	Short Build Up
19-02-2025	-42600	17200050	3277.25	51.95	-0.2%	Short Covering
18-02-2025	-199800	17242650	3225.30	-5.25	-1.1%	Long Unwinding
17-02-2025	269100	17442450	3230.55	-15.85	1.6%	Short Build Up
14-02-2025	107550	17173350	3246.40	-23.9	0.6%	Short Build Up
13-02-2025	-301950	17065800	3270.30	-27.1	-1.7%	Long Unwinding
12-02-2025	-164400	17367750	3297.40	44.7	-0.9%	Short Covering
11-02-2025	426150	17532150	3252.70	-90.35	2.5%	Short Build Up
10-02-2025	177450	17106000	3343.05	-1.05	1.0%	Short Build Up



| NSE CERTIFIED TECHNICAL ANALYST | BHARAT MITNA 9960798984 | VINAY PATEL 9860843929 |

A-103, Geeta Bhavan, Anand Nagar, Near Saibaba temple, Vasai Road West- 401202 | <https://ottzindia.com> |

# Thank You!

This report is solely made for Learning purpose only.

Please contact your financial advisor before taking position in market