



Option Tracker Trading Academy

Derivative Digest

Futures & Option Analysis

Open Interest Analysis

09-Jul-2025

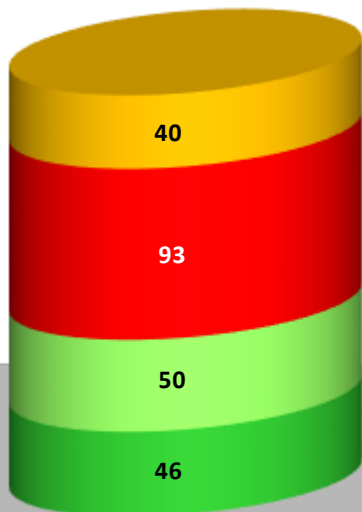
Market Overview

MARKET SENTIMENTS



■ Bullish ■ Bearish

DERIVATIVE ANALYSIS



■ Long Unwinding
 ■ Short Build Up
 ■ Short Covering
 ■ Long Build Up

NIFTY SPOT & NIFTY BANKS LEVEL

NIFTY		NIFTY BANK	
0.0%	16828.4	0.0%	38613.2
23.6%	17314.3	23.6%	39920.3
38.2%	17615.0	38.2%	40728.9
50.0%	17858.0	50.0%	41382.5
61.8%	18101.0	61.8%	42036.0
100.0%	18887.6	100.0%	44151.8
138.2%	19674.2	138.2%	46267.6
161.8%	20160.2	161.8%	47574.7
261.8%	22219.5	261.8%	53113.3
423.0%	25539.0	423.0%	62041.6

LEVEL	NIFTY	NIFTY BANK
S3	25329	56880
S2	25453	57129
S1	25506	57256
Pivot	25576	57378
R1	25629	57505
R2	25699	57627
R3	25822	57876

LONG BUILDUP /SHORT BUILDUP

EXPIRY	31 July 2025				
SYMBOL	Chg in OI %	Chg in OI	Open Interest	Price	Diff
KFINTECH	18%	167400	1109700	1314.2	▲ 36.8
KAYNES	13%	76100	657400	6153.5	▲ 127.0
HINDCOPPER	12%	4271800	38952350	265.6	▼ -9.8
GAIL	11%	10464300	106331400	185.3	▼ -7.3
360ONE	9%	112000	1420500	1201.0	▼ -26.7
LAURUSLABS	8%	1620100	21433600	795.8	▲ 15.3
UNIONBANK	8%	5863125	80216400	144.0	▼ -6.5
HCLTECH	8%	1173200	16573900	1663.7	▼ -32.3
KEI	7%	78925	1183700	3713.3	▼ -71.0
PPLPHARMA	6%	627500	10397500	202.3	▲ 0.2
PERSISTENT	6%	175800	3264700	5721.5	▼ -65.0
WIPRO	5%	3534000	73587000	265.6	▼ -4.8
LUPIN	5%	585650	12452925	1917.3	▼ -4.7
SONACOMS	5%	1109850	25741800	456.3	▼ -4.6
AMBER	4%	9300	218400	7711.5	▲ 179.5

NOTE:

Up Green Arrow
Denotes
LONG BUILD UP
and Down Red
Arrow Denotes
SHORT BUILD UP

LONG UNWINDING / SHORT COVERING

EXPIRY	Thursday, July 31, 2025				
SYMBOL	Chg in OI %	Chg in OI	Open Interest	Price	Diff
DELHIVERY	-8%	-1064475	11551525	419.9	▲ 10.4
CONCOR	-8%	-1645000	18747500	617.5	▲ 16.8
MANKIND	-8%	-80100	924525	2530.0	▲ 93.5
NYKAA	-6%	-3490625	53437500	212.3	▲ 9.4
IGL	-5%	-794750	16634750	223.3	▼ -4.9
SBICARD	-5%	-604000	12764800	938.0	▲ 15.5
LTF	-4%	-2007900	55011998	209.5	▲ 0.4
IRCTC	-3%	-425250	13363875	789.6	▲ 0.8
CUMMINSIND	-3%	-122000	3970400	3495.9	▲ 40.9
DIXON	-3%	-51750	1723150	15748.0	▲ 221.0
DABUR	-3%	-605000	20413750	518.0	▲ 8.6
IIFL	-3%	-536250	18174750	509.5	▲ 5.3
ACC	-3%	-116400	4041600	1994.9	▲ 8.6
PIIND	-3%	-39725	1519700	4184.3	▲ 24.1
MANAPPURAM	-2%	-684000	27132000	263.1	▼ -7.8

NOTE:

Up Green Arrow
Denotes

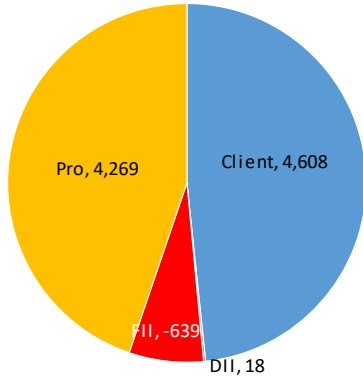
SHORT COVERING

and Down Red
Arrow Denotes

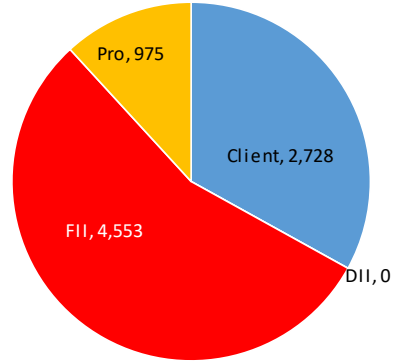
LONG UNWINDING

Participant-wise Open Interest

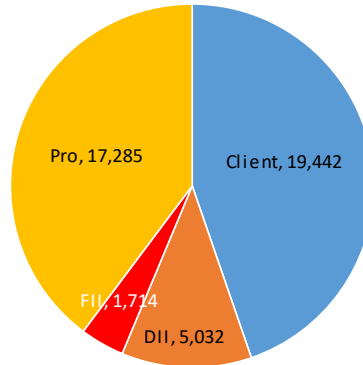
Index Long



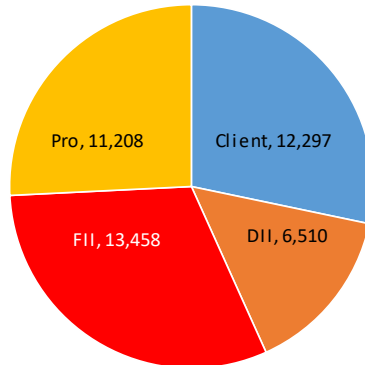
Index Short



Stock Long



Stock Short



Types of Participants:

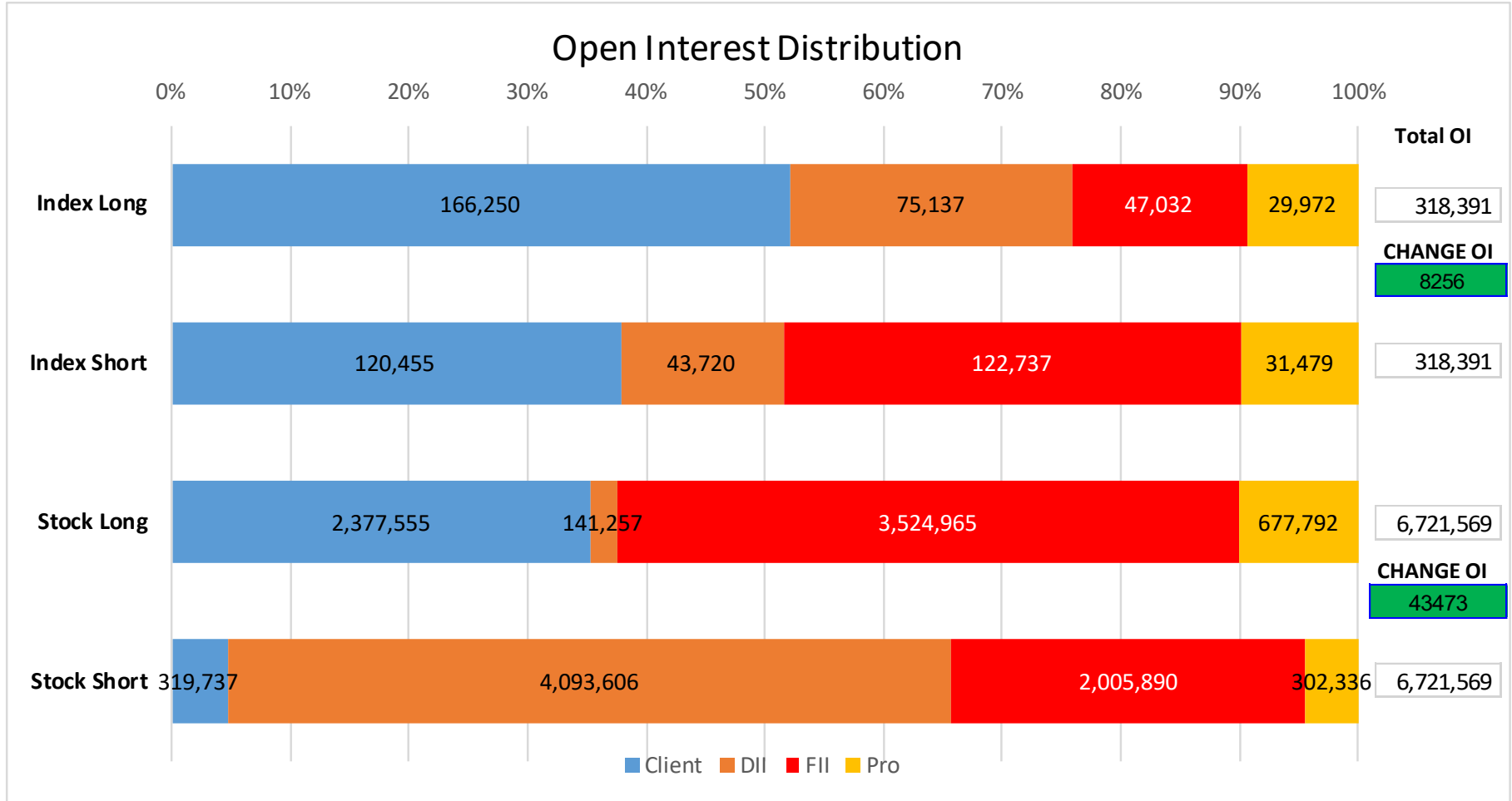
Clients: Clients are the retail individual investors who invest in the derivatives instruments.

DII : Domestic Individual Investors are the local institutional investors who trade in this market mostly for hedging and speculating targets. Mutual Fund Houses, Pension Funds, Banks, Insurance Companies, are some examples of the most common DIIs present in the market.

FII: Foreign Institutional Investors are the international investors who are willing to invest in the Indian Market being locals of different countries.

Pro : Pro are the proprietors and brokerage firms who trade on their own behalf.

Participant-wise Open Interest Distribution



FII Participation in Index

Index and FII Participation



Participant-wise Open Interest - Summary

Client	Open Interest				Change of Open Interest							
Date	Index Long	Index Short	Stock Long	Stock Short	Index Long		Index Short		Stock Long		Stock Short	
09 Jul 2025	166250	120455	2377555	319737	4608	Long BuildUp	2728	Short BuildUp	19442	Long BuildUp	12297	Short BuildUp
08 Jul 2025	161642	117727	2358113	307440	8620	Long BuildUp	2221	Short BuildUp	25665	Long BuildUp	2920	Short BuildUp
07 Jul 2025	153022	115506	2332448	304520	6256	Long BuildUp	444	Short BuildUp	6021	Long BuildUp	275	Short BuildUp
04 Jul 2025	146766	115062	2326427	304245	695	Long BuildUp	-5462	Short Covering	7086	Long BuildUp	686	Short BuildUp
03 Jul 2025	146071	120524	2319341	303559	4646	Long BuildUp	-3243	Short Covering	11817	Long BuildUp	1734	Short BuildUp

DII	Open Interest				Change of Open Interest							
Date	Index Long	Index Short	Stock Long	Stock Short	Index Long		Index Short		Stock Long		Stock Short	
09 Jul 2025	75137	43720	141257	4093606	18	Long BuildUp	0	Short Covering	5032	Long BuildUp	6510	Short BuildUp
08 Jul 2025	75119	43720	136225	4087096	-33	Long Unwinding	0	Short Covering	3906	Long BuildUp	17430	Short BuildUp
07 Jul 2025	75152	43720	132319	4069666	-120	Long Unwinding	0	Short Covering	562	Long BuildUp	7463	Short BuildUp
04 Jul 2025	75272	43720	131757	4062203	-1065	Long Unwinding	800	Short BuildUp	3861	Long BuildUp	13848	Short BuildUp
03 Jul 2025	76337	42920	127896	4048355	-524	Long Unwinding	-2500	Short Covering	1499	Long BuildUp	11369	Short BuildUp

FII	Open Interest				Change of Open Interest							
Date	Index Long	Index Short	Stock Long	Stock Short	Index Long		Index Short		Stock Long		Stock Short	
09 Jul 2025	47032	122737	3524965	2005890	-639	Long Unwinding	4553	Short BuildUp	1714	Long BuildUp	13458	Short BuildUp
08 Jul 2025	47671	118184	3523251	1992432	2783	Long BuildUp	4193	Short BuildUp	-4746	Long Unwinding	21801	Short BuildUp
07 Jul 2025	44888	113991	3527997	1970631	902	Long BuildUp	4318	Short BuildUp	153	Long BuildUp	5239	Short BuildUp
04 Jul 2025	43986	109673	3527844	1965392	263	Long BuildUp	4143	Short BuildUp	5549	Long BuildUp	11326	Short BuildUp
03 Jul 2025	43723	105530	3522295	1954066	-5785	Long Unwinding	6801	Short BuildUp	-5831	Long Unwinding	-3143	Short Covering

Pro	Open Interest				Change of Open Interest							
Date	Index Long	Index Short	Stock Long	Stock Short	Index Long		Index Short		Stock Long		Stock Short	
09 Jul 2025	29972	31479	677792	302336	4269	Long BuildUp	975	Short BuildUp	17285	Long BuildUp	11208	Short BuildUp
08 Jul 2025	25703	30504	660507	291128	-1020	Long Unwinding	3936	Short BuildUp	24004	Long BuildUp	6678	Short BuildUp
07 Jul 2025	26723	26568	636503	284450	-3205	Long Unwinding	-929	Short Covering	9536	Long BuildUp	3295	Short BuildUp
04 Jul 2025	29928	27497	626967	281155	-2006	Long Unwinding	-1594	Short Covering	16947	Long BuildUp	7583	Short BuildUp
03 Jul 2025	31934	29091	610020	273572	-1643	Long Unwinding	-4364	Short Covering	4212	Long BuildUp	1737	Short BuildUp

Participant-wise Open Interest – Client or Retailer

Client	Open Interest				Change of Open Interest							
Date	Index Long	Index Short	Stock Long	Stock Short	Index Long		Index Short		Stock Long		Stock Short	
09 Jul 2025	166250	120455	2377555	319737	4608	Long BuildUp	2728	Short BuildUp	19442	Long BuildUp	12297	Short BuildUp
08 Jul 2025	161642	117727	2358113	307440	8620	Long BuildUp	2221	Short BuildUp	25665	Long BuildUp	2920	Short BuildUp
07 Jul 2025	153022	115506	2332448	304520	6256	Long BuildUp	444	Short BuildUp	6021	Long BuildUp	275	Short BuildUp
04 Jul 2025	146766	115062	2326427	304245	695	Long BuildUp	-5462	Short Covering	7086	Long BuildUp	686	Short BuildUp
03 Jul 2025	146071	120524	2319341	303559	4646	Long BuildUp	-3243	Short Covering	11817	Long BuildUp	1734	Short BuildUp
02 Jul 2025	141425	123767	2307524	301825	5065	Long BuildUp	-7048	Short Covering	15921	Long BuildUp	3126	Short BuildUp
01 Jul 2025	136360	130815	2291603	298699	-2575	Long Unwinding	1470	Short BuildUp	46751	Long BuildUp	5716	Short BuildUp
30 Jun 2025	138935	129345	2244852	292983	-9645	Long Unwinding	-2886	Short Covering	46489	Long BuildUp	4939	Short BuildUp
27 Jun 2025	148580	132231	2198363	288044	4079	Long BuildUp	6779	Short BuildUp	29673	Long BuildUp	18622	Short BuildUp
26 Jun 2025	144501	125452	2168690	269422	-34947	Long Unwinding	1933	Short BuildUp	-195288	Long Unwinding	-82196	Short Covering
25 Jun 2025	179448	123519	2363978	351618	-7514	Long Unwinding	8355	Short BuildUp	-59133	Long Unwinding	-14652	Short Covering
24 Jun 2025	186962	115164	2423111	366270	2056	Long BuildUp	-1742	Short Covering	-24554	Long Unwinding	-17139	Short Covering
23 Jun 2025	184906	116906	2447665	383409	169	Long BuildUp	-10076	Short Covering	6680	Long BuildUp	-3316	Short Covering
20 Jun 2025	184737	126982	2440985	386725	-5206	Long Unwinding	892	Short BuildUp	-36528	Long Unwinding	8773	Short BuildUp
19 Jun 2025	189943	126090	2477513	377952	-3185	Long Unwinding	1623	Short BuildUp	-8917	Long Unwinding	4493	Short BuildUp
18 Jun 2025	193128	124467	2486430	373459	-2788	Long Unwinding	-1362	Short Covering	28633	Long BuildUp	2993	Short BuildUp
17 Jun 2025	195916	125829	2457797	370466	3179	Long BuildUp	-1379	Short Covering	14537	Long BuildUp	6086	Short BuildUp
16 Jun 2025	192737	127208	2443260	364380	-7725	Long Unwinding	3303	Short BuildUp	4678	Long BuildUp	8778	Short BuildUp
13 Jun 2025	200462	123905	2438582	355602	3418	Long BuildUp	129	Short BuildUp	-1246	Long Unwinding	-2514	Short Covering
12 Jun 2025	197044	123776	2439828	358116	6298	Long BuildUp	-5633	Short Covering	14973	Long BuildUp	-7161	Short Covering
11 Jun 2025	190746	129409	2424855	365277	-2322	Long Unwinding	5441	Short BuildUp	8816	Long BuildUp	1628	Short BuildUp
10 Jun 2025	193068	123968	2416039	363649	-388	Long Unwinding	-2917	Short Covering	17212	Long BuildUp	6224	Short BuildUp

Participant-wise Open Interest – Domestic Institutional Investor

DII Date	Open Interest				Change of Open Interest							
	Index Long	Index Short	Stock Long	Stock Short	Index Long		Index Short		Stock Long		Stock Short	
09 Jul 2025	75137	43720	141257	4093606	18	Long BuildUp	0	Short Covering	5032	Long BuildUp	6510	Short BuildUp
08 Jul 2025	75119	43720	136225	4087096	-33	Long Unwinding	0	Short Covering	3906	Long BuildUp	17430	Short BuildUp
07 Jul 2025	75152	43720	132319	4069666	-120	Long Unwinding	0	Short Covering	562	Long BuildUp	7463	Short BuildUp
04 Jul 2025	75272	43720	131757	4062203	-1065	Long Unwinding	800	Short BuildUp	3861	Long BuildUp	13848	Short BuildUp
03 Jul 2025	76337	42920	127896	4048355	-524	Long Unwinding	-2500	Short Covering	1499	Long BuildUp	11369	Short BuildUp
02 Jul 2025	76861	45420	126397	4036986	-1117	Long Unwinding	-2679	Short Covering	864	Long BuildUp	13123	Short BuildUp
01 Jul 2025	77978	48099	125533	4023863	-326	Long Unwinding	0	Short Covering	3785	Long BuildUp	20823	Short BuildUp
30 Jun 2025	78304	48099	121748	4003040	-204	Long Unwinding	-1500	Short Covering	2731	Long BuildUp	13557	Short BuildUp
27 Jun 2025	78508	49599	119017	3989483	2382	Long BuildUp	1700	Short BuildUp	6260	Long BuildUp	54520	Short BuildUp
26 Jun 2025	76126	47899	112757	3934963	444	Long BuildUp	2652	Short BuildUp	-150988	Long Unwinding	-214666	Short Covering
25 Jun 2025	75682	45247	263745	4149629	-1574	Long Unwinding	2500	Short BuildUp	780	Long BuildUp	-54685	Short Covering
24 Jun 2025	77256	42747	262965	4204314	-3192	Long Unwinding	-5274	Short Covering	4818	Long BuildUp	-13917	Short Covering
23 Jun 2025	80448	48021	258147	4218231	-1145	Long Unwinding	-3016	Short Covering	3796	Long BuildUp	16984	Short BuildUp
20 Jun 2025	81593	51037	254351	4201247	-4458	Long Unwinding	7226	Short BuildUp	4551	Long BuildUp	-12493	Short Covering
19 Jun 2025	86051	43811	249800	4213740	-123	Long Unwinding	183	Short BuildUp	5642	Long BuildUp	-18683	Short Covering
18 Jun 2025	86174	43628	244158	4232423	-8	Long Unwinding	3716	Short BuildUp	5012	Long BuildUp	13654	Short BuildUp
17 Jun 2025	86182	39912	239146	4218769	-232	Long Unwinding	125	Short BuildUp	3228	Long BuildUp	-24070	Short Covering
16 Jun 2025	86414	39787	235918	4242839	-1208	Long Unwinding	5230	Short BuildUp	-244	Long Unwinding	28762	Short BuildUp
13 Jun 2025	87622	34557	236162	4214077	7231	Long BuildUp	-2583	Short Covering	6421	Long BuildUp	-3900	Short Covering
12 Jun 2025	80391	37140	229741	4217977	1569	Long BuildUp	-5600	Short Covering	3159	Long BuildUp	-14162	Short Covering
11 Jun 2025	78822	42740	226582	4232139	-1630	Long Unwinding	1815	Short BuildUp	7186	Long BuildUp	-10871	Short Covering
10 Jun 2025	80452	40925	219396	4243010	-1699	Long Unwinding	1200	Short BuildUp	5858	Long BuildUp	-23708	Short Covering

Participant-wise Open Interest – Foreign Institutional Investor

FII Date	Open Interest				Change of Open Interest							
	Index Long	Index Short	Stock Long	Stock Short	Index Long		Index Short		Stock Long		Stock Short	
09 Jul 2025	47032	122737	3524965	2005890	-639	Long Unwinding	4553	Short BuildUp	1714	Long BuildUp	13458	Short BuildUp
08 Jul 2025	47671	118184	3523251	1992432	2783	Long BuildUp	4193	Short BuildUp	-4746	Long Unwinding	21801	Short BuildUp
07 Jul 2025	44888	113991	3527997	1970631	902	Long BuildUp	4318	Short BuildUp	153	Long BuildUp	5239	Short BuildUp
04 Jul 2025	43986	109673	3527844	1965392	263	Long BuildUp	4143	Short BuildUp	5549	Long BuildUp	11326	Short BuildUp
03 Jul 2025	43723	105530	3522295	1954066	-5785	Long Unwinding	6801	Short BuildUp	-5831	Long Unwinding	-3143	Short Covering
02 Jul 2025	49508	98729	3528126	1957209	-3687	Long Unwinding	6828	Short BuildUp	7366	Long BuildUp	-4652	Short Covering
01 Jul 2025	53195	91901	3520760	1961861	2161	Long BuildUp	2744	Short BuildUp	91	Long BuildUp	21561	Short BuildUp
30 Jun 2025	51034	89157	3520669	1940300	-4668	Long Unwinding	-63	Short Covering	-23182	Long Unwinding	24721	Short BuildUp
27 Jun 2025	55702	89220	3543851	1915579	799	Long BuildUp	-650	Short Covering	14611	Long BuildUp	-16727	Short Covering
26 Jun 2025	54903	89870	3529240	1932306	8452	Long BuildUp	-63451	Short Covering	-164186	Long Unwinding	-211891	Short Covering
25 Jun 2025	46451	153321	3693426	2144197	310	Long BuildUp	-2291	Short Covering	-13949	Long Unwinding	-54542	Short Covering
24 Jun 2025	46141	155612	3707375	2198739	3477	Long BuildUp	10241	Short BuildUp	14235	Long BuildUp	-4713	Short Covering
23 Jun 2025	42664	145371	3693140	2203452	-1070	Long Unwinding	5269	Short BuildUp	-54294	Long Unwinding	-69422	Short Covering
20 Jun 2025	43734	140102	3747434	2272874	4561	Long BuildUp	3967	Short BuildUp	57224	Long BuildUp	-20659	Short Covering
19 Jun 2025	39173	136135	3690210	2293533	4805	Long BuildUp	2634	Short BuildUp	-3229	Long Unwinding	2381	Short BuildUp
18 Jun 2025	34368	133501	3693439	2291152	-1365	Long Unwinding	-1715	Short Covering	7344	Long BuildUp	34773	Short BuildUp
17 Jun 2025	35733	135216	3686095	2256379	1219	Long BuildUp	-1041	Short Covering	-2409	Long Unwinding	23700	Short BuildUp
16 Jun 2025	34514	136257	3688504	2232679	2399	Long BuildUp	-67	Short Covering	42134	Long BuildUp	982	Short BuildUp
13 Jun 2025	32115	136324	3646370	2231697	164	Long BuildUp	4895	Short BuildUp	-17380	Long Unwinding	31171	Short BuildUp
12 Jun 2025	31951	131429	3663750	2200526	-2522	Long Unwinding	10407	Short BuildUp	-25787	Long Unwinding	70456	Short BuildUp
11 Jun 2025	34473	121022	3689537	2130070	3531	Long BuildUp	-2944	Short Covering	-13992	Long Unwinding	2331	Short BuildUp
10 Jun 2025	30942	123966	3703529	2127739	-130	Long Unwinding	-2978	Short Covering	-36409	Long Unwinding	8433	Short BuildUp

Participant-wise Open Interest – High Networth Individuals

Pro	Open Interest				Change of Open Interest							
Date	Index Long	Index Short	Stock Long	Stock Short	Index Long		Index Short		Stock Long		Stock Short	
09 Jul 2025	29972	31479	677792	302336	4269	Long BuildUp	975	Short BuildUp	17285	Long BuildUp	11208	Short BuildUp
08 Jul 2025	25703	30504	660507	291128	-1020	Long Unwinding	3936	Short BuildUp	24004	Long BuildUp	6678	Short BuildUp
07 Jul 2025	26723	26568	636503	284450	-3205	Long Unwinding	-929	Short Covering	9536	Long BuildUp	3295	Short BuildUp
04 Jul 2025	29928	27497	626967	281155	-2006	Long Unwinding	-1594	Short Covering	16947	Long BuildUp	7583	Short BuildUp
03 Jul 2025	31934	29091	610020	273572	-1643	Long Unwinding	-4364	Short Covering	4212	Long BuildUp	1737	Short BuildUp
02 Jul 2025	33577	33455	605808	271835	-9588	Long Unwinding	-6428	Short Covering	-7617	Long Unwinding	4937	Short BuildUp
01 Jul 2025	43165	39883	613425	266898	3746	Long BuildUp	-1208	Short Covering	4784	Long BuildUp	7311	Short BuildUp
30 Jun 2025	39419	41091	608641	259587	11264	Long BuildUp	1196	Short BuildUp	23365	Long BuildUp	6186	Short BuildUp
27 Jun 2025	28155	39895	585276	253401	3054	Long BuildUp	2485	Short BuildUp	28373	Long BuildUp	22502	Short BuildUp
26 Jun 2025	25101	37410	556903	230899	-30762	Long Unwinding	2053	Short BuildUp	-197774	Long Unwinding	-199483	Short Covering
25 Jun 2025	55863	35357	754677	430382	16180	Long BuildUp	-1162	Short Covering	-59327	Long Unwinding	-7750	Short Covering
24 Jun 2025	39683	36519	814004	438132	6857	Long BuildUp	5973	Short BuildUp	-16520	Long Unwinding	13748	Short BuildUp
23 Jun 2025	32826	30546	830524	424384	-5468	Long Unwinding	309	Short BuildUp	-19891	Long Unwinding	-7955	Short Covering
20 Jun 2025	38294	30237	850415	432339	14401	Long BuildUp	-2787	Short Covering	-12257	Long Unwinding	37369	Short BuildUp
19 Jun 2025	23893	33024	862672	394970	-599	Long Unwinding	-3542	Short Covering	15362	Long BuildUp	20667	Short BuildUp
18 Jun 2025	24492	36566	847310	374303	327	Long BuildUp	-4473	Short Covering	25898	Long BuildUp	15467	Short BuildUp
17 Jun 2025	24165	41039	821412	358836	-3636	Long Unwinding	2825	Short BuildUp	6060	Long BuildUp	15700	Short BuildUp
16 Jun 2025	27801	38214	815352	343136	7911	Long BuildUp	-7089	Short Covering	2430	Long BuildUp	10476	Short BuildUp
13 Jun 2025	19890	45303	812922	332660	-1470	Long Unwinding	6902	Short BuildUp	30070	Long BuildUp	-6892	Short Covering
12 Jun 2025	21360	38401	782852	339552	-1090	Long Unwinding	5081	Short BuildUp	45193	Long BuildUp	-11595	Short Covering
11 Jun 2025	22450	33320	737659	351147	390	Long BuildUp	-4343	Short Covering	8396	Long BuildUp	17318	Short BuildUp
10 Jun 2025	22060	37663	729263	333829	-4145	Long Unwinding	-1667	Short Covering	9362	Long BuildUp	5074	Short BuildUp

F&O SUMMARY (1/3)

SYMBOL	CMP	Diff	%Diff	TOTAL OI	Change OI	%Change	Interpretion
BANKNIFTY	57383.60	▼ -70.40	-0.1%	2399985	34300	1.4%	Short Build Up
FINNIFTY	27159.70	▲ 45.20	0.2%	85410	-715	-0.8%	Short Covering
MIDCPNIFTY	13338.45	▼ -58.50	-0.4%	2358160	9100	0%	Short Build Up
NIFTY	25558.80	▼ -53.10	-0.2%	17302125	540075	3%	Short Build Up
NIFTYNXT50	68835.40	▼ -55.60	-0.1%	24175	525	2%	Short Build Up
3600NE	1201.00	▼ -26.70	-2.2%	1420500	112000	9%	Short Build Up
AARTIIND	459.05	▼ -3.50	-0.8%	13328175	43725	0%	Short Build Up
ABB	5922.50	▲ 52.50	0.9%	2362875	-4750	0%	Short Covering
ABCAPITAL	274.85	▼ -3.45	-1.3%	54209700	-303800	-1%	Long Unwinding
ABFRL	79.00	▼ -0.77	-1.0%	56368000	369200	1%	Short Build Up
ACC	1994.90	▲ 8.60	0.4%	4041600	-116400	-3%	Short Covering
ADANIENSOL	894.85	▲ 8.75	1.0%	20369475	573750	3%	Long Build Up
ADANIEMT	2591.40	▼ -13.70	-0.5%	18249600	27900	0%	Short Build Up
ADANIGREEN	999.10	▲ 2.30	0.2%	17086800	-78000	0%	Short Covering
ADANIports	1449.80	▼ -2.80	-0.2%	22981925	-95475	0%	Long Unwinding
ALKEM	4819.50	▲ 3.40	0.1%	1316375	17875	1%	Long Build Up
AMBER	7711.50	▲ 179.50	2.3%	218400	9300	4%	Long Build Up
AMBUJACEM	591.70	▼ -1.20	-0.2%	29036700	-283500	-1%	Long Unwinding
ANGELONE	2739.10	▲ 38.80	1.4%	2861250	-16250	-1%	Short Covering
APLAPOLLO	1716.90	▼ -30.30	-1.8%	4421900	66850	2%	Short Build Up
APOLLOHOSP	7501.00	▼ -101.50	-1.4%	2609750	60750	2%	Short Build Up
ASHOKLEY	252.10	▲ 1.05	0.4%	38252500	22500	0%	Long Build Up
ASIANPAINT	2504.40	▲ 6.70	0.3%	15104750	-15250	0%	Short Covering
ASTRAL	1496.00	▲ 2.50	0.2%	5748125	-56525	-1%	Short Covering
ATGL	652.75	▼ -3.25	-0.5%	4923625	76125	2%	Short Build Up
AUBANK	827.20	▲ 7.05	0.9%	16251000	128000	1%	Long Build Up
AUROPHARMA	1147.70	▼ -4.80	-0.4%	20237800	446050	2%	Short Build Up
AXISBANK	1169.30	▼ -1.90	-0.2%	70172500	1575625	2%	Short Build Up
BAJAJ-AUTO	8392.50	▲ 32.50	0.4%	2640675	14775	1%	Long Build Up
BAJAJFINSV	2034.90	▲ 10.60	0.5%	15663500	-171000	-1%	Short Covering
BAJFINANCE	945.05	▲ 13.60	1.4%	90540750	-1130250	-1%	Short Covering
BALKRISIND	2629.10	▼ -0.70	-0.0%	2033100	-24300	-1%	Long Unwinding
BANDHANBANK	178.33	▲ 2.58	1.4%	96912000	-813600	-1%	Short Covering
BANKBARODA	242.20	▲ 1.20	0.5%	100827675	-1409850	-1%	Short Covering
BANKINDIA	116.21	▼ -1.36	-1.2%	72482800	1450800	2%	Short Build Up
BDL	1993.80	▲ 14.20	0.7%	3257800	10400	0%	Long Build Up
BEL	419.90	▼ -4.35	-1.0%	111796950	4528650	4%	Short Build Up
BHARATFORG	1267.80	▼ -18.20	-1.4%	11888000	349000	3%	Short Build Up
BHARTIARTL	2009.30	▼ -14.10	-0.7%	47820625	489725	1%	Short Build Up
BHEL	263.30	▲ 4.20	1.6%	56101500	527625	1%	Long Build Up
BIOCON	375.40	▲ 4.45	1.2%	39152500	1405000	4%	Long Build Up
BLUESTARCO	1802.50	▼ -3.10	-0.2%	2209675	73450	3%	Short Build Up
BOSCHLTD	35470.00	▲ 355.00	1.0%	320625	450	0%	Long Build Up
BPCL	348.95	▼ -5.80	-1.7%	46220925	1374600	3%	Short Build Up
BRITANNIA	5903.00	▲ 36.00	0.6%	3104750	-13750	0%	Short Covering
BSE	2526.70	▲ 36.70	1.5%	14049375	-226125	-2%	Short Covering
BSOFT	427.35	▼ -4.35	-1.0%	10104900	-62400	-1%	Long Unwinding
CAMS	4191.70	▲ 67.20	1.6%	2483250	14400	1%	Long Build Up

SYMBOL	CMP	Diff	%Diff	TOTAL OI	Change OI	%Change	Interpretion
CANBK	114.21	▲ 0.02	0.0%	182385000	-1424250	-1%	Short Covering
CDSL	1767.50	▲ 10.90	0.6%	9782150	-100225	-1%	Short Covering
CESC	181.59	▲ 0.16	0.1%	19440875	-65250	0%	Short Covering
CGPOWER	674.00	▼ -5.30	-0.8%	18014050	572900	3%	Short Build Up
CHAMBLFERT	557.80	▲ 0.85	0.2%	12730950	61750	0%	Long Build Up
CHOLAFIN	1566.40	▲ 37.20	2.4%	13548125	-253125	-2%	Short Covering
CIPLA	1496.30	▲ 0.90	0.1%	12895125	60375	0%	Long Build Up
COALINDIA	387.75	▲ 3.15	0.8%	95816250	81000	0%	Long Build Up
COFORGE	1935.00	▼ -18.80	-1.0%	12148125	-93750	-1%	Long Unwinding
COLPAL	2449.20	▼ -7.90	-0.3%	4521375	-44550	-1%	Long Unwinding
CONCOR	617.45	▲ 16.80	2.7%	18747500	-1645000	-8%	Short Covering
CROMPTON	341.25	▼ -0.95	-0.3%	36738000	219600	1%	Short Build Up
CUMMINSIND	3495.90	▲ 40.90	1.2%	3970400	-122000	-3%	Short Covering
CYIENT	1291.00	▼ -2.70	-0.2%	2818600	-8925	0%	Long Unwinding
DABUR	518.00	▲ 8.60	1.7%	20413750	-605000	-3%	Short Covering
DALBHARAT	2185.00	▲ 21.40	1.0%	3056950	40300	1%	Long Build Up
DELHIVERY	419.90	▲ 10.35	2.5%	11551525	-1064475	-8%	Short Covering
DISLAB	6977.00	▲ 34.00	0.5%	2936700	-53500	-2%	Short Covering
DIXON	15748.00	▲ 221.00	1.4%	1723150	-51750	-3%	Short Covering
DLF	829.85	▼ -13.85	-1.7%	45342000	614625	1%	Short Build Up
DMART	4191.70	▼ -22.50	-0.5%	5548050	75900	1%	Short Build Up
DRREDDY	1264.10	▼ -16.80	-1.3%	11596250	216250	2%	Short Build Up
ECHROMOT	5710.50	▲ 13.00	0.2%	2889250	700	0%	Long Build Up
ETERNAL	265.10	▲ 0.40	0.2%	161990000	77600	0%	Long Build Up
EXIDEIND	386.20	▼ -1.70	-0.4%	24696600	-477000	-2%	Long Unwinding
FEDERALBNK	214.35	▼ -0.13	-0.1%	86005000	-310000	0%	Long Unwinding
FORTIS	785.70	▼ -8.15	-1.0%	8024350	106950	1%	Short Build Up
GAIL	185.33	▼ -7.34	-4.0%	106331400	10464300	11%	Short Build Up
GLENMARK	1825.90	▼ -14.30	-0.8%	11615625	423375	4%	Short Build Up
GMRAIRPORT	93.17	▲ 1.46	1.6%	185576850	-2343600	-1%	Short Covering
GODREJCP	1297.10	▲ 15.60	1.2%	9987500	-139000	-1%	Short Covering
GODREJPROP	2261.60	▼ -60.00	-2.7%	7072725	294800	4%	Short Build Up
GRANULES	480.75	▼ -1.90	-0.4%	13885775	20425	0%	Short Build Up
GRASIM	2811.20	▼ -17.20	-0.6%	11545750	102000	1%	Short Build Up
HAL	5027.40	▼ -0.50	0.0%	8874300	-112950	-1%	Long Unwinding
HAVELLS	1527.20	▼ -10.60	-0.7%	9172000	118500	1%	Short Build Up
HCLTECH	1663.70	▼ -32.30	-1.9%	16573900	1173200	8%	Short Build Up
HDFCAMC	5166.00	▲ 29.50	0.6%	2755500	64650	2%	Long Build Up
HDFCBANK	2015.70	▲ 8.40	0.4%	104355350	520300	1%	Long Build Up
HDFCLIFE	790.10	▼ -8.30	-1.1%	28348100	71500	0%	Short Build Up
HEROMOTOCO	4266.40	▲ 27.60	0.6%	5674800	55200	1%	Long Build Up
HFCL	82.72	▼ -0.78	-0.9%	78702900	58050	0%	Short Build Up
HINDALCO	676.70	▼ -12.10	-1.8%	51563400	1570800	3%	Short Build Up
HINDCOPPER	265.60	▼ -9.75	-3.7%	38952350	4271800	12%	Short Build Up
HINDPETRO	446.10	▼ -8.55	-1.9%	51860250	-12150	0%	Long Unwinding
HINDUNILVR	2433.90	▲ 29.40	1.2%	17149200	-187800	-1%	Short Covering
HINDZINC	426.30	▼ -11.50	-2.7%	42157150	1411200	3%	Short Build Up
HUDCO	230.51	▲ 0.19	0.1%	39760200	36075	0%	Long Build Up

F&O SUMMARY (2/3)

SYMBOL	CMP	Diff	%Diff	TOTAL OI	Change OI	%Change	Interpretion
ICICIBANK	1439.00	▼ -9.10	-0.6%	98266000	3411100	4%	Short Build Up
ICICIGI	2021.60	▼ -21.50	-1.1%	4965675	26975	1%	Short Build Up
ICICIPRULI	681.85	▲ 15.70	2.3%	14496600	-354275	-2%	Short Covering
IDEA	7.30	▼ -0.05	-0.7%	5054354625	-9506175	0%	Long Unwinding
IDFCFIRSTB	77.36	▼ -0.47	-0.6%	368393725	-3301900	-1%	Long Unwinding
IEX	208.94	▲ 7.39	3.5%	43833750	1091250	3%	Long Build Up
IGL	223.27	▼ -4.91	-2.2%	16634750	-794750	-5%	Long Unwinding
IIFL	509.50	▲ 5.25	1.0%	18174750	-536250	-3%	Short Covering
INDHOTEL	751.90	▲ 8.70	1.2%	29998000	-412000	-1%	Short Covering
INDIANB	641.80	▼ -0.05	0.0%	6592000	51000	1%	Short Build Up
INDIGO	5852.50	▲ 40.50	0.7%	7447050	-72150	-1%	Short Covering
INDUSINDBK	844.55	▼ -9.65	-1.1%	43724800	-337400	-1%	Long Unwinding
INDUSTOWER	407.05	▼ -1.80	-0.4%	62060200	714000	1%	Short Build Up
INFY	1635.60	▼ -6.40	-0.4%	55173200	31600	0%	Short Build Up
INOXWIND	176.93	▼ -0.04	0.0%	40251225	-177375	0%	Long Unwinding
IOC	150.58	▼ -3.66	-2.4%	99781500	1613625	2%	Short Build Up
IRB	48.65	▼ -1.06	-2.2%	103218675	28200	0%	Short Build Up
IRCTC	789.55	▲ 0.80	0.1%	13363875	-425250	-3%	Short Covering
IRED	166.31	▼ -0.78	-0.5%	36093900	1445550	4%	Short Build Up
IRFC	138.01	▼ -0.89	-0.6%	47532000	629000	1%	Short Build Up
ITC	420.40	▲ 1.65	0.4%	120774400	-1752000	-1%	Short Covering
JINDALSTEL	948.10	▼ -3.90	-0.4%	14718750	331875	2%	Short Build Up
JIOFIN	331.30	▲ 1.10	0.3%	102119250	907100	1%	Long Build Up
JSL	678.95	▼ -4.45	-0.7%	6829750	90100	1%	Short Build Up
JSWENERGY	517.75	▲ 1.50	0.3%	41172000	563000	1%	Long Build Up
JSWSTEEL	1043.10	▼ -4.90	-0.5%	38374425	257175	1%	Short Build Up
JUBLFOOD	685.00	▼ -4.30	-0.6%	22987500	-97500	0%	Long Unwinding
KALYANKJIL	582.05	▲ 5.80	1.0%	22480100	533450	2%	Long Build Up
KAYNES	6153.50	▲ 127.00	2.1%	657400	76100	13%	Long Build Up
KEI	3713.30	▼ -71.00	-1.9%	1183700	78925	7%	Short Build Up
KFINTTECH	1314.20	▲ 36.80	2.8%	1109700	167400	18%	Long Build Up
KOTAKBANK	2235.70	▲ 2.50	0.1%	29303200	308000	1%	Long Build Up
KPITTECH	1251.10	▼ -11.20	-0.9%	5478800	-26400	0%	Long Unwinding
LAURUSLABS	795.80	▲ 15.30	1.9%	21433600	1620100	8%	Long Build Up
LICHSGFIN	606.65	▼ -0.65	-0.1%	28435000	649000	2%	Short Build Up
LICI	937.30	▼ -1.30	-0.1%	7501200	-115500	-2%	Long Unwinding
LODHA	1396.90	▲ 15.20	1.1%	6444900	-128250	-2%	Short Covering
LT	3596.70	▼ -26.10	-0.7%	15800575	141925	1%	Short Build Up
LTF	209.49	▲ 0.36	0.2%	55011998	-2007900	-4%	Short Covering
LTIM	5342.50	▼ -49.00	-0.9%	2360400	-36600	-2%	Long Unwinding
LUPIN	1917.30	▼ -4.70	-0.2%	12452925	585650	5%	Short Build Up
M&M	3190.80	▲ 21.20	0.7%	21303200	117400	1%	Long Build Up
M&MFIN	270.95	▼ -0.05	0.0%	26417544	-518112	-2%	Long Unwinding
MANAPPURAM	263.05	▼ -7.85	-3.0%	27132000	-684000	-2%	Long Unwinding
MANKIND	2530.00	▲ 93.50	3.7%	924525	-80100	-9%	Short Covering
MARICO	732.90	▲ 1.15	0.2%	21558000	229200	1%	Long Build Up
MARUTI	12520.00	▲ 49.00	0.4%	3019400	18600	1%	Long Build Up
MAXHEALTH	1253.20	▼ -49.00	-3.9%	10629675	218400	2%	Short Build Up

SYMBOL	CMP	Diff	%Diff	TOTAL OI	Change OI	%Change	Interpretion
MAZDOCK	3302.10	▼ -2.10	-0.1%	3230500	32375	1%	Short Build Up
MCX	8483.50	▼ -60.50	-0.7%	2917625	107000	4%	Short Build Up
MFSL	1570.40	▼ -8.40	-0.5%	6364800	31200	0%	Short Build Up
MGL	1494.40	▼ -26.30	-1.8%	2559600	-47200	-2%	Long Unwinding
MOTHERSON	155.16	▲ 0.46	0.3%	101766100	-1119300	-1%	Short Covering
MPHASIS	2874.70	▼ -49.30	-1.7%	5338300	-34650	-1%	Long Unwinding
MUTHOOTFIN	2642.80	▼ -5.40	-0.2%	4092000	24475	1%	Short Build Up
NATIONALUM	186.94	▼ -3.98	-2.1%	70428750	348750	0%	Short Build Up
NAUKRI	1441.70	▼ -19.10	-1.3%	11004750	-81000	-1%	Long Unwinding
NBCC	115.15	▼ -1.18	-1.0%	57700500	1098500	2%	Short Build Up
NCC	226.47	▲ 1.43	0.6%	16780500	332100	2%	Long Build Up
NESTLEIND	2439.60	▲ 9.40	0.4%	9806250	38750	0%	Long Build Up
NHPC	88.28	▼ -0.08	-0.1%	79641600	-128000	0%	Long Unwinding
NMDC	68.09	▼ -0.54	-0.8%	27106050	503550	2%	Short Build Up
NTPC	344.45	▲ 0.60	0.2%	122464500	-1357500	-1%	Short Covering
NYKAA	212.34	▲ 9.42	4.4%	53437500	-3490625	-6%	Short Covering
OBEROIRLTY	1839.10	▼ -25.60	-1.4%	4527250	-44100	-1%	Long Unwinding
OFSS	8958.50	▼ -75.00	-0.8%	1160100	18375	2%	Short Build Up
OIL	447.60	▲ 2.35	0.5%	15332800	114800	1%	Long Build Up
ONGC	244.31	▲ 0.69	0.3%	100959750	-490500	0%	Short Covering
PAGEIND	47895.00	▼ -335.00	-0.7%	234060	2070	1%	Short Build Up
PATANJALI	1664.10	▲ 19.00	1.1%	9516300	189000	2%	Long Build Up
PAYTM	911.45	▼ -2.90	-0.3%	25915125	155150	1%	Short Build Up
PEL	1168.10	▼ -0.20	0.0%	8428500	128250	2%	Short Build Up
PERSISTENT	5721.50	▼ -65.00	-1.1%	3264700	175800	6%	Short Build Up
PETRONET	306.55	▲ 0.60	0.2%	43666200	-417600	-1%	Short Covering
PFC	419.70	▼ -2.25	-0.5%	55503500	258700	0%	Short Build Up
PGEL	790.55	▲ 46.00	5.8%	3760400	46900	1%	Long Build Up
PHOENIXLTD	1523.50	▼ -58.40	-3.8%	3522400	111300	3%	Short Build Up
PIDILITIND	3042.00	▼ -16.60	-0.5%	3218250	69250	2%	Short Build Up
PIIND	4184.30	▲ 24.10	0.6%	1519700	-39725	-3%	Short Covering
PNB	111.50	▼ -0.93	-0.8%	23150400	360000	0%	Short Build Up
PNBHOUSING	1100.90	▲ 8.90	0.8%	9672650	-198250	-2%	Short Covering
POLICYBZR	1863.60	▲ 2.00	0.1%	7420700	101850	1%	Long Build Up
POLYCAB	6749.00	▼ -29.50	-0.4%	2214875	-625	0%	Long Unwinding
POONAWALLA	471.15	▼ -1.40	-0.3%	1346400	-222700	-2%	Long Unwinding
POWERGRID	300.85	▲ 1.65	0.5%	83970500	273600	0%	Long Build Up
PPLPHARMA	202.34	▲ 0.20	0.1%	10397500	627500	6%	Long Build Up
PRESTIGE	1652.30	▼ -13.50	-0.8%	4359150	18000	0%	Short Build Up
REBLBANK	260.75	▲ 11.10	4.3%	78857475	-1438275	-2%	Short Covering
RECLTD	392.15	▼ -2.70	-0.7%	78569325	405450	1%	Short Build Up
RELIANCE	1524.60	▼ -20.50	-1.3%	97002000	-161000	0%	Long Unwinding
RVNL	385.60	▼ -0.95	-0.2%	13514875	367125	3%	Short Build Up
SAIL	134.10	▼ -1.12	-0.8%	123163500	-521700	0%	Long Unwinding
SBICARD	938.00	▲ 15.50	1.7%	12764800	-60400	-5%	Short Covering
SBILIFE	1818.70	▼ -2.40	-0.1%	7328250	25125	0%	Short Build Up
SBIN	813.40	▼ -2.15	-0.3%	98643000	414750	0%	Short Build Up
SHRECEM	31590.00	▲ 235.00	0.7%	230975	-3625	-2%	Short Covering

F&O SUMMARY (3/3)

SYMBOL	CMP	Diff	%Diff	TOTAL OI	Change OI	%Change	Interpretation
SHRIRAMFIN	679.65	▲ 10.00	-1.5%	39054675	359700	1%	Long Build Up
SIEMENS	3233.30	▼ -73.40	-2.3%	2373750	16625	1%	Short Build Up
SJVN	98.65	▼ -1.01	-1.0%	30344375	346625	1%	Short Build Up
SOLARINDS	16585.00	▲ -15.00	-0.1%	742050	-75	0%	Long Unwinding
SONACOMS	456.30	▼ -4.60	-1.0%	25741800	1109850	5%	Short Build Up
SRF	3291.30	▼ -3.00	-0.1%	4609400	-14200	0%	Long Unwinding
SUNPHARMA	1672.80	▼ -5.70	-0.3%	19505150	105000	1%	Short Build Up
SUPREMEIND	4216.20	▲ 0.60	0.0%	1409975	-1400	0%	Short Covering
SYNGENE	640.05	▲ 5.05	0.8%	9570000	-239000	-2%	Short Covering
TATACHEM	926.70	▼ -4.45	-0.5%	10795200	-33800	0%	Long Unwinding
TATACOMM	1764.60	▼ -4.90	-0.3%	2778650	-13650	0%	Long Unwinding
TATACONSUM	1101.30	▼ -1.60	-0.1%	15135450	19800	0%	Short Build Up
TATAELXI	6077.50	▼ -7.00	-0.1%	2620900	58700	2%	Short Build Up
TATAMOTORS	694.85	▼ -1.85	-0.3%	77094400	-219200	0%	Long Unwinding
TATAPOWER	401.70	▼ -1.15	-0.3%	67019000	-636550	-1%	Long Unwinding
TATASTEEL	159.65	▼ -3.05	-1.9%	193798000	4103000	2%	Short Build Up
TATATECH	705.70	▲ 2.30	0.3%	14236000	-197600	-1%	Short Covering
TCS	3386.60	▼ -24.50	-0.7%	24057775	858900	4%	Short Build Up
TECHM	1622.10	▼ -21.60	-1.3%	13095000	384000	3%	Short Build Up
TIINDIA	2900.80	▼ -29.80	-1.0%	2074400	-3000	0%	Long Unwinding
TITAGARH	946.20	▼ -2.15	-0.2%	6794700	121800	2%	Short Build Up
TITAN	3447.60	▼ -9.00	-0.3%	12091100	89425	1%	Short Build Up
TORNTPHARM	3362.00	▲ 23.30	0.7%	2454000	-30250	-1%	Short Covering
TORNTPOWER	1431.40	▲ 0.10	0.0%	2226750	21375	1%	Long Build Up
TRENT	5434.50	▼ -33.50	-0.6%	8647400	18100	0%	Short Build Up
TVSMOTOR	2846.80	▲ 8.60	0.3%	7210000	50050	1%	Long Build Up
ULTRACEMCO	12585.00	▲ 103.00	0.8%	2836100	36850	1%	Long Build Up
UNIONBANK	143.96	▼ -6.49	-4.5%	80216400	5863125	8%	Short Build Up
UNITDSPR	1377.40	▲ 6.30	0.5%	15646400	64000	0%	Long Build Up
UNOMINDA	1111.00	▲ 2.00	0.2%	3328050	-15950	0%	Short Covering
UPL	660.85	▼ -8.50	-1.3%	34792335	276420	1%	Short Build Up
VBL	467.65	▲ 7.45	1.6%	48531700	981950	2%	Long Build Up
VEDL	441.80	▼ -16.05	-3.6%	90840800	834900	1%	Short Build Up
VOLTAS	1370.80	▼ -6.70	-0.5%	11170875	184125	2%	Short Build Up
WIPRO	265.55	▼ -4.85	-1.8%	73587000	3534000	5%	Short Build Up
YESBANK	19.98	▼ -0.13	-0.7%	977752900	-1772700	0%	Long Unwinding
ZYDUSLIFE	969.85	▼ -7.00	-0.7%	9396900	21600	0%	Short Build Up

NIFTY & BANKNIFTY OPEN INTEREST ANALYSIS

SYMBOL NIFTY						
Row Labels	Chg OI	TOTAL OI	CM Price	Change	%ChgOI	Intrepretion
7/9/2025	540075	17302125	25558.80	-53.10	3.2%	Short Build Up
7/8/2025	670500	16762050	25611.90	73.00	4.2%	Long Build Up
7/7/2025	280575	16091550	25538.90	-1.20	1.8%	Short Build Up
7/4/2025	-28200	15810975	25540.10	31.50	-0.2%	Short Covering
7/3/2025	-181200	15839175	25508.60	-37.50	-1.1%	Long Unwinding
7/2/2025	-349500	16020375	25546.10	-97.20	-2.1%	Long Unwinding
7/1/2025	206700	16369875	25643.30	29.10	1.3%	Long Build Up
6/30/2025	-315750	16163175	25614.20	-136.00	-1.9%	Long Unwinding
6/27/2025	194175	16478925	25750.20	135.20	1.2%	Long Build Up
6/26/2025	-3418950	16284750	25551.00	298.80	-17.4%	Short Covering
6/25/2025	204375	19703700	25252.20	180.50	1.0%	Long Build Up
6/24/2025	920025	19499325	25071.70	78.40	5.0%	Long Build Up
6/23/2025	-311475	18579300	24993.30	-118.40	-1.6%	Long Unwinding
6/20/2025	567375	18890775	25111.70	308.60	3.1%	Long Build Up
6/19/2025	131025	18323400	24803.10	-23.80	0.7%	Short Build Up
6/18/2025	-227400	18192375	24826.90	-41.90	-1.2%	Long Unwinding
6/17/2025	44550	18419775	24868.80	-127.40	0.2%	Short Build Up
6/16/2025	204300	18375225	24996.20	268.80	1.1%	Long Build Up
6/13/2025	596400	18170925	24727.40	-210.00	3.4%	Short Build Up
6/12/2025	415950	17574525	24937.40	-274.30	2.4%	Short Build Up
6/11/2025	72000	17158575	25211.70	51.10	0.4%	Long Build Up
6/10/2025	-306825	17086575	25160.60	-21.20	-1.8%	Long Unwinding
6/9/2025	20250	17393400	25181.80	85.50	0.1%	Long Build Up
6/6/2025	85125	17373150	25096.30	234.90	0.5%	Long Build Up
6/5/2025	706350	17288025	24861.40	132.00	4.3%	Long Build Up
6/4/2025	241575	16581675	24729.40	54.10	1.5%	Long Build Up
6/3/2025	777000	16340100	24675.30	-151.00	5.0%	Short Build Up
6/2/2025	-52425	15563100	24826.30	-44.90	-0.3%	Long Unwinding
5/30/2025	687975	15615525	24871.20	-71.60	4.6%	Short Build Up
5/29/2025	-4857750	14927550	24814.20	51.70	-24.6%	Short Covering
5/28/2025	601650	19785300	24762.50	-100.10	3.1%	Short Build Up
5/27/2025	-555750	19183650	24862.60	-173.30	-2.8%	Long Unwinding
5/26/2025	325500	19739400	25035.90	156.00	1.7%	Long Build Up
5/23/2025	583200	19413900	24879.90	227.70	3.1%	Long Build Up
5/22/2025	321450	18830700	24652.20	-180.00	1.7%	Short Build Up
5/21/2025	1033800	18509250	24832.20	57.60	5.9%	Long Build Up

SYMBOL BANKNIFTY						
Row Labels	Chg OI	TOTAL OI	CM Price	Change	% Chg OI	Intrepretion
7/9/2025	34300	2399985	57383.60	-70.40	1.4%	Short Build Up
7/8/2025	55650	2365685	57454.00	266.20	2.4%	Long Build Up
7/7/2025	8890	2310035	57187.80	-106.00	0.4%	Short Build Up
7/4/2025	-54670	2301145	57293.80	174.20	-2.3%	Short Covering
7/3/2025	-40250	2355815	57119.60	-197.40	-1.7%	Long Unwinding
7/2/2025	-165445	2396065	57317.00	-372.60	-6.5%	Long Unwinding
7/1/2025	60620	2561510	57689.60	136.00	2.4%	Long Build Up
6/30/2025	6020	2500890	57553.60	-94.60	0.2%	Short Build Up
6/27/2025	222810	2494870	57648.20	391.80	9.8%	Long Build Up
6/26/2025	-163805	2272060	57217.20	598.00	-6.7%	Short Covering
6/25/2025	204975	2435865	56619.20	118.40	9.2%	Long Build Up
6/24/2025	-34565	2230890	56500.80	403.00	-1.5%	Short Covering
6/23/2025	-33470	2265455	56097.80	-200.20	-1.5%	Long Unwinding
6/20/2025	52140	2298925	56298.00	643.00	2.3%	Long Build Up
6/19/2025	-28935	2246785	55655.00	-244.00	-1.3%	Long Unwinding
6/18/2025	-24775	2275720	55899.00	118.20	-1.1%	Short Covering
6/17/2025	5025	2300495	55780.80	-331.60	0.2%	Short Build Up
6/16/2025	-47190	2295470	56112.40	498.00	-2.0%	Short Covering
6/13/2025	54925	2342660	55614.40	-655.20	2.4%	Short Build Up
6/12/2025	-14870	2287735	56269.60	-379.00	-0.6%	Long Unwinding
6/11/2025	-22230	2302605	56648.60	-116.00	-1.0%	Long Unwinding
6/10/2025	-35700	2324835	56764.60	-234.60	-1.5%	Long Unwinding
6/9/2025	5910	2360535	56999.20	228.80	0.3%	Long Build Up
6/6/2025	195490	2354625	56770.40	726.00	9.1%	Long Build Up
6/5/2025	5235	2159135	56044.40	55.00	0.2%	Long Build Up
6/4/2025	22345	2153900	55989.40	58.40	1.0%	Long Build Up
6/3/2025	122825	2131555	55931.00	-249.40	6.1%	Short Build Up
6/2/2025	16725	2008730	56180.40	104.00	0.8%	Long Build Up
5/30/2025	95450	1992005	56076.40	206.60	5.0%	Long Build Up
5/29/2025	-402195	1896555	55474.40	28.80	-17.5%	Short Covering
5/28/2025	127020	2298750	55445.60	-27.00	5.8%	Short Build Up
5/27/2025	-3935	2171730	55472.60	-214.40	-0.2%	Long Unwinding
5/26/2025	36385	2175665	55687.00	191.40	1.7%	Long Build Up
5/23/2025	-32550	2139280	55495.60	427.20	-1.5%	Short Covering
5/22/2025	-15550	2171830	55068.40	-73.60	-0.7%	Long Unwinding
5/21/2025	-1360	2187380	55142.00	38.20	-0.1%	Short Covering

HDFCBANK & KOTAKBANK OPEN INTEREST ANALYSIS

SYMBOL HDFCBANK						
Row Labels	Chg OI	TOTAL OI	CM Price	Change	% Chg OI	Intrepretion
7/9/2025	520300	104355350	2015.70	8.40	0.5%	Long Build Up
7/8/2025	729300	103835050	2007.30	11.00	0.7%	Long Build Up
7/7/2025	-694650	103105750	1996.30	-3.00	-0.7%	Long Unwinding
7/4/2025	380600	103800400	1999.30	0.80	0.4%	Long Build Up
7/3/2025	-503800	103419800	1998.50	2.70	-0.5%	Short Covering
7/2/2025	-1069200	103923600	1995.80	-23.70	-1.0%	Long Unwinding
7/1/2025	-383900	104992800	2019.50	10.50	-0.4%	Short Covering
6/30/2025	-1367850	105376700	2009.00	-14.50	-1.3%	Long Unwinding
6/27/2025	-3055800	106744550	2023.50	13.50	-2.8%	Short Covering
6/26/2025	-7775350	109800350	2016.40	36.40	-6.6%	Short Covering
6/25/2025	-1546600	117575700	1980.00	16.00	-1.3%	Short Covering
6/24/2025	3560150	119122300	1964.00	12.50	3.1%	Long Build Up
6/23/2025	1092850	115562150	1951.50	-14.00	1.0%	Short Build Up
6/20/2025	-172700	114469300	1965.50	25.90	-0.2%	Short Covering
6/19/2025	689700	114642000	1939.60	4.40	0.6%	Long Build Up
6/18/2025	1908500	113952300	1935.20	1.50	1.7%	Long Build Up
6/17/2025	-347050	112043800	1933.70	-7.80	-0.3%	Long Unwinding
6/16/2025	813450	112390850	1941.50	21.50	0.7%	Long Build Up
6/13/2025	888800	111577400	1920.00	-29.90	0.8%	Short Build Up
6/12/2025	740300	110688600	1949.90	-8.40	0.7%	Short Build Up
6/11/2025	146300	109948300	1958.30	-10.50	0.1%	Short Build Up
6/10/2025	-2729100	109802000	1968.80	-16.10	-2.4%	Long Unwinding
6/9/2025	-1301300	112531100	1984.90	-2.70	-1.1%	Long Unwinding
6/6/2025	-2225300	113832400	1987.60	29.20	-1.9%	Short Covering
6/5/2025	767800	116057700	1958.40	10.40	0.7%	Long Build Up
6/4/2025	164450	115289900	1948.00	11.70	0.1%	Long Build Up
6/3/2025	1597200	115125450	1936.30	-5.40	1.4%	Short Build Up
6/2/2025	-341000	113528250	1941.70	-12.50	-0.3%	Long Unwinding
5/30/2025	2354000	113869250	1954.20	15.50	2.1%	Long Build Up
5/29/2025	328350	111515250	1927.60	1.20	0.3%	Long Build Up
5/28/2025	-645150	111186900	1926.40	-5.40	-0.6%	Long Unwinding
5/27/2025	2049300	111832050	1931.80	-12.10	1.9%	Short Build Up
5/26/2025	1687400	109782750	1943.90	7.20	1.6%	Long Build Up
5/23/2025	263450	108095350	1936.70	11.50	0.2%	Long Build Up
5/22/2025	-27500	107831900	1925.20	-2.30	0.0%	Long Unwinding
5/21/2025	-550550	107859400	1927.50	5.80	-0.5%	Short Covering

SYMBOL KOTAKBANK						
Row Labels	Chg OI	TOTAL OI	CM Price	Change	% Chg OI	Intrepretion
7/9/2025	308000	29303200	2235.70	2.50	1.1%	Long Build Up
7/8/2025	1330800	28995200	2233.20	77.70	4.8%	Long Build Up
7/7/2025	-389200	27664400	2155.50	15.90	-1.4%	Short Covering
7/4/2025	345200	28053600	2139.60	2.10	1.2%	Long Build Up
7/3/2025	681200	27708400	2137.50	-39.00	2.5%	Short Build Up
7/2/2025	-110400	27027200	2176.50	-18.10	-0.4%	Long Unwinding
7/1/2025	444000	27137600	2194.60	18.10	1.7%	Long Build Up
6/30/2025	68000	26693600	2176.50	-37.80	0.3%	Short Build Up
6/27/2025	141200	26625600	2214.30	-0.80	0.5%	Short Build Up
6/26/2025	-1155600	26484400	2204.10	7.70	-4.2%	Short Covering
6/25/2025	-786800	27640000	2196.40	-23.30	-2.8%	Long Unwinding
6/24/2025	-177600	28426800	2219.70	38.00	-0.6%	Short Covering
6/23/2025	6800	28604400	2181.70	12.80	0.0%	Long Build Up
6/20/2025	370800	28597600	2168.90	20.40	1.3%	Long Build Up
6/19/2025	18400	28226800	2148.50	15.50	0.1%	Long Build Up
6/18/2025	358000	28208400	2133.00	-4.80	1.3%	Short Build Up
6/17/2025	-156800	27850400	2137.80	-4.00	-0.6%	Long Unwinding
6/16/2025	136800	28007200	2141.80	33.70	0.5%	Long Build Up
6/13/2025	-48400	27870400	2108.10	-25.60	-0.2%	Long Unwinding
6/12/2025	120800	27918800	2133.70	-17.00	0.4%	Short Build Up
6/11/2025	-562000	27798000	2150.70	-4.00	-2.0%	Long Unwinding
6/10/2025	-1542000	28360000	2154.70	12.10	-5.2%	Short Covering
6/9/2025	-1364000	29902000	2142.60	64.40	-4.4%	Short Covering
6/6/2025	-700800	31266000	2078.20	27.90	-2.2%	Short Covering
6/5/2025	488400	31966800	2050.30	-8.20	1.6%	Short Build Up
6/4/2025	345200	31478400	2058.50	1.70	1.1%	Long Build Up
6/3/2025	1191600	31133200	2056.80	-19.20	4.0%	Short Build Up
6/2/2025	362000	29941600	2076.00	-12.30	1.2%	Short Build Up
5/30/2025	465200	29579600	2088.30	-4.20	1.6%	Short Build Up
5/29/2025	484800	29114400	2080.30	7.20	1.7%	Long Build Up
5/28/2025	589200	28629600	2073.10	-6.20	2.1%	Short Build Up
5/27/2025	588400	28040400	2079.30	-14.50	2.1%	Short Build Up
5/26/2025	419200	27452000	2093.80	-10.80	1.6%	Short Build Up
5/23/2025	-204000	27032800	2104.60	30.70	-0.7%	Short Covering
5/22/2025	327200	27236800	2073.90	0.30	1.2%	Long Build Up
5/21/2025	481600	26909600	2073.60	-22.90	1.8%	Short Build Up



| NSE CERTIFIED TECHNICAL ANALYST | BHARAT MITNA 9960798984 | VINAY PATEL 9860843929 |

A-103, Geeta Bhavan, Anand Nagar, Near Saibaba temple, Vasai Road West- 401202 | <https://ottzindia.com> |

AXISBANK & ICICIBANK OPEN INTEREST ANALYSIS

SYMBOL	AXISBANK						
Row Labels	Chg OI	TOTAL OI	CM Price	Change	% Chg OI	Intrepretion	
7/9/2025	1575625	70172500	1169.30	-1.90	2.3%	Short Build Up	
7/8/2025	-943125	68596875	1171.20	-7.10	-1.4%	Long Unwinding	
7/7/2025	-190000	69540000	1178.30	-2.70	-0.3%	Long Unwinding	
7/4/2025	200000	69730000	1181.00	4.60	0.3%	Long Build Up	
7/3/2025	181875	69530000	1176.40	-5.20	0.3%	Short Build Up	
7/2/2025	-679375	69348125	1181.60	2.30	-1.0%	Short Covering	
7/1/2025	2574375	70027500	1179.30	-26.40	3.8%	Short Build Up	
6/30/2025	343750	67453125	1205.70	-24.40	0.5%	Short Build Up	
6/27/2025	1506250	67109375	1230.10	-8.40	2.3%	Short Build Up	
6/26/2025	-3234375	65603125	1230.20	15.40	-4.7%	Short Covering	
6/25/2025	771250	68837500	1214.80	-6.70	1.1%	Short Build Up	
6/24/2025	1278125	68066250	1221.50	5.40	1.9%	Long Build Up	
6/23/2025	-90625	66788125	1216.10	-4.80	-0.1%	Long Unwinding	
6/20/2025	46250	66878750	1220.90	0.80	0.1%	Long Build Up	
6/19/2025	0	66832500	1220.10	-0.90	0.0%	Long Unwinding	
6/18/2025	343750	66832500	1221.00	4.30	0.5%	Long Build Up	
6/17/2025	-16250	66488750	1216.70	-2.50	0.0%	Long Unwinding	
6/16/2025	1463750	66505000	1219.20	11.50	2.3%	Long Build Up	
6/13/2025	-112500	65041250	1207.70	-9.50	-0.2%	Long Unwinding	
6/12/2025	260000	65153750	1217.20	-16.30	0.4%	Short Build Up	
6/11/2025	-981875	64893750	1233.50	-2.20	-1.5%	Long Unwinding	
6/10/2025	-978125	65875625	1235.70	13.40	-1.5%	Short Covering	
6/9/2025	445625	66853750	1222.30	24.70	0.7%	Long Build Up	
6/6/2025	-2101250	66408125	1197.60	32.10	-3.1%	Short Covering	
6/5/2025	4985625	68509375	1165.50	-12.70	7.8%	Short Build Up	
6/4/2025	1375625	63523750	1178.20	-10.40	2.2%	Short Build Up	
6/3/2025	1750625	62148125	1188.60	-12.50	2.9%	Short Build Up	
6/2/2025	689375	60397500	1201.10	1.00	1.2%	Long Build Up	
5/30/2025	1004375	59708125	1200.10	-9.80	1.7%	Short Build Up	
5/29/2025	-3500625	58703750	1204.60	7.70	-5.6%	Short Covering	
5/28/2025	1244375	62204375	1196.90	-0.90	2.0%	Short Build Up	
5/27/2025	1961250	60960000	1197.80	-19.40	3.3%	Short Build Up	
5/26/2025	1133750	58998750	1217.20	6.90	2.0%	Long Build Up	
5/23/2025	177500	57865000	1210.30	18.70	0.3%	Long Build Up	
5/22/2025	-159375	57687500	1191.60	-6.70	-0.3%	Long Unwinding	
5/21/2025	344375	57846875	1198.30	-1.90	0.6%	Short Build Up	

SYMBOL	ICICIBANK						
Row Labels	Chg OI	TOTAL OI	CM Price	Change	% Chg OI	Intrepretion	
7/9/2025	3411100	98266000	1439.00	-9.10	3.6%	Short Build Up	
7/8/2025	731500	94854900	1448.10	5.40	0.8%	Long Build Up	
7/7/2025	16800	94123400	1442.70	-4.90	0.0%	Short Build Up	
7/4/2025	-321300	94106600	1447.60	13.00	-0.3%	Short Covering	
7/3/2025	1082200	94427900	1434.60	-2.20	1.2%	Short Build Up	
7/2/2025	1929900	93345700	1436.80	-3.50	2.1%	Short Build Up	
7/1/2025	1446200	91415800	1440.30	-12.50	1.6%	Short Build Up	
6/30/2025	-1965600	89969600	1452.80	-14.80	-2.1%	Long Unwinding	
6/27/2025	-6528200	91935200	1467.60	23.80	-6.6%	Short Covering	
6/26/2025	-8292900	98463400	1435.80	9.60	-7.8%	Short Covering	
6/25/2025	-485100	106756300	1426.20	1.00	-0.5%	Short Covering	
6/24/2025	100100	107241400	1425.20	5.40	0.1%	Long Build Up	
6/23/2025	-935900	107141300	1419.80	-8.40	-0.9%	Long Unwinding	
6/20/2025	-2629200	108077200	1428.20	13.60	-2.4%	Short Covering	
6/19/2025	1415400	110706400	1414.60	-1.50	1.3%	Short Build Up	
6/18/2025	746200	109291000	1416.10	-9.80	0.7%	Short Build Up	
6/17/2025	-945000	108544800	1425.90	-5.90	-0.9%	Long Unwinding	
6/16/2025	3504900	109489800	1431.80	14.30	3.3%	Long Build Up	
6/13/2025	-142800	105984900	1417.50	-12.10	-0.1%	Long Unwinding	
6/12/2025	1146600	106127700	1429.60	-6.20	1.1%	Short Build Up	
6/11/2025	-929600	104981100	1435.80	6.70	-0.9%	Short Covering	
6/10/2025	1470700	105910700	1429.10	-12.70	1.4%	Short Build Up	
6/9/2025	3789100	104440000	1441.80	-21.50	3.8%	Short Build Up	
6/6/2025	-3023300	100650900	1463.30	3.80	-2.9%	Short Covering	
6/5/2025	303100	103674200	1459.50	19.80	0.3%	Long Build Up	
6/4/2025	2650200	103371100	1439.70	-7.10	2.6%	Short Build Up	
6/3/2025	2384900	100720900	1446.80	-9.30	2.4%	Short Build Up	
6/2/2025	717500	98336000	1456.10	0.80	0.7%	Long Build Up	
5/30/2025	-37100	97618500	1455.30	-10.10	0.0%	Long Unwinding	
5/29/2025	-381500	97655600	1458.70	3.90	-0.4%	Short Covering	
5/28/2025	4489800	98037100	1454.80	7.50	4.8%	Long Build Up	
5/27/2025	-1999200	93547300	1447.30	-16.00	-2.1%	Long Unwinding	
5/26/2025	1551200	95546500	1463.30	11.10	1.7%	Long Build Up	
5/23/2025	-196700	93995300	1452.20	8.00	-0.2%	Short Covering	
5/22/2025	870100	94192000	1444.20	-2.60	0.9%	Short Build Up	
5/21/2025	1528800	93321900	1446.80	3.60	1.7%	Long Build Up	

SBIN & BAJFINANCE OPEN INTEREST ANALYSIS

SYMBOL SBIN						
Row Labels	Chg OI	TOTAL OI	CM Price	Change	% Chg OI	Intrepretion
7/9/2025	414750	98643000	813.40	-2.15	0.4%	Short Build Up
7/8/2025	-540000	98228250	815.55	4.75	-0.5%	Short Covering
7/7/2025	851250	98768250	810.80	-4.25	0.9%	Short Build Up
7/4/2025	-325500	97917000	815.05	3.20	-0.3%	Short Covering
7/3/2025	-648000	98242500	811.85	-4.60	-0.7%	Long Unwinding
7/2/2025	-4428000	98890500	816.45	-6.90	-4.3%	Long Unwinding
7/1/2025	486000	103318500	823.35	-1.25	0.5%	Short Build Up
6/30/2025	2777250	102832500	824.60	15.10	2.8%	Long Build Up
6/27/2025	2424750	100055250	809.50	7.25	2.5%	Long Build Up
6/26/2025	-3975000	97630500	797.15	-3.90	-3.9%	Long Unwinding
6/25/2025	-4312500	101605500	801.05	3.85	-4.1%	Short Covering
6/24/2025	2570250	105918000	797.20	5.65	2.5%	Long Build Up
6/23/2025	1423500	103347750	791.55	-6.05	1.4%	Short Build Up
6/20/2025	-140250	101924250	797.60	11.85	-0.1%	Short Covering
6/19/2025	617250	102064500	785.75	-6.35	0.6%	Short Build Up
6/18/2025	438750	101447250	792.10	-0.30	0.4%	Short Build Up
6/17/2025	-705000	101008500	792.40	-2.55	-0.7%	Long Unwinding
6/16/2025	-33750	101713500	794.95	1.90	0.0%	Short Covering
6/13/2025	-324750	101747250	793.05	-13.90	-0.3%	Long Unwinding
6/12/2025	-2250750	102072000	806.95	-10.75	-2.2%	Long Unwinding
6/11/2025	47250	104322750	817.70	-1.55	0.0%	Short Build Up
6/10/2025	-704250	104275500	819.25	-4.85	-0.7%	Long Unwinding
6/9/2025	-30000	104979750	824.10	6.60	0.0%	Short Covering
6/6/2025	-414750	105009750	817.50	7.30	-0.4%	Short Covering
6/5/2025	2902500	105424500	810.20	-0.70	2.8%	Short Build Up
6/4/2025	2059500	102522000	810.90	-1.55	2.1%	Short Build Up
6/3/2025	2563500	100462500	812.45	-6.25	2.6%	Short Build Up
6/2/2025	3406500	97899000	818.70	0.65	3.6%	Long Build Up
5/30/2025	8613750	94492500	818.05	16.50	10.0%	Long Build Up
5/29/2025	-10880250	85878750	797.00	0.55	-11.2%	Short Covering
5/28/2025	-403500	96759000	796.45	0.40	-0.4%	Short Covering
5/27/2025	2758500	97162500	796.05	0.20	2.9%	Long Build Up
5/26/2025	1293000	94404000	795.85	3.95	1.4%	Long Build Up
5/23/2025	-718500	93111000	791.90	4.80	-0.8%	Short Covering
5/22/2025	-510000	93829500	787.10	-0.60	-0.5%	Long Unwinding
5/21/2025	-589500	94339500	787.70	-0.65	-0.6%	Long Unwinding

SYMBOL BAJFINANCE						
Row Labels	Chg OI	TOTAL OI	CM Price	Change	% Chg OI	Intrepretion
7/9/2025	-1130250	90540750	945.05	13.60	-1.2%	Short Covering
7/8/2025	-435000	91671000	931.45	3.40	-0.5%	Short Covering
7/7/2025	-371250	92106000	928.05	-2.15	-0.4%	Long Unwinding
7/4/2025	-1140750	92477250	930.20	15.25	-1.2%	Short Covering
7/3/2025	387000	93618000	914.95	-11.20	0.4%	Short Build Up
7/2/2025	-509250	93231000	926.15	-13.95	-0.5%	Long Unwinding
7/1/2025	-497250	93740250	940.10	-1.90	-0.5%	Long Unwinding
6/30/2025	66000	94237500	942.00	-9.00	0.1%	Short Build Up
6/27/2025	-4842000	94171500	951.00	-5.50	-4.9%	Long Unwinding
6/26/2025	-6346250	99013500	951.00	24.00	-6.0%	Short Covering
6/25/2025	-1294250	105359750	927.00	9.00	-1.2%	Short Covering
6/24/2025	-983250	106654000	918.00	2.50	-0.9%	Short Covering
6/23/2025	-2253500	107637250	915.50	10.50	-2.1%	Short Covering
6/20/2025	865500	109890750	905.00	5.00	0.8%	Long Build Up
6/19/2025	1723750	109025250	900.00	-19.00	1.6%	Short Build Up
6/18/2025	-447500	107301500	919.00	-3.00	-0.4%	Long Unwinding
6/17/2025	164750	107749000	922.00	-16.00	0.2%	Short Build Up
6/16/2025	58750	107584250	938.00	4.50	0.1%	Long Build Up
6/13/2025	45050	10752550	9335.00	-69.00	0.4%	Short Build Up
6/12/2025	103850	10707500	9404.00	-42.00	1.0%	Short Build Up
6/11/2025	4800	10603650	9446.00	-77.00	0.0%	Short Build Up
6/10/2025	-51125	10598850	9523.00	-112.00	-0.5%	Long Unwinding
6/9/2025	-53050	10649975	9635.00	216.00	-0.5%	Short Covering
6/6/2025	65850	10703025	9419.00	436.50	0.6%	Long Build Up
6/5/2025	173375	10637175	8982.50	-51.50	1.7%	Short Build Up
6/4/2025	1325	10463800	9034.00	1.50	0.0%	Long Build Up
6/3/2025	264950	10462475	9032.50	-141.50	2.6%	Short Build Up
6/2/2025	47600	10197525	9174.00	-47.50	0.5%	Short Build Up
5/30/2025	63750	10149925	9221.50	6.50	0.6%	Long Build Up
5/29/2025	-544175	10086175	9203.00	-49.50	-5.1%	Long Unwinding
5/28/2025	-34675	10630350	9252.50	65.00	-0.3%	Short Covering
5/27/2025	173475	10665025	9187.50	-100.50	1.7%	Short Build Up
5/26/2025	-104450	10491550	9288.00	27.00	-1.0%	Short Covering
5/23/2025	-9425	10596000	9261.00	115.50	-0.1%	Short Covering
5/22/2025	-51200	10605425	9145.50	-54.50	-0.5%	Long Unwinding
5/21/2025	-193525	10656625	9200.00	87.50	-1.8%	Short Covering

TCS & INFY OPEN INTEREST ANALYSIS

SYMBOL TCS						
Row Labels	Chg OI	TOTAL OI	CM Price	Diff	% Chg OI	Intrepretion
7/9/2025	858900	24057775	3386.60	-24.50	3.7%	Short Build Up
7/8/2025	718725	23198875	3411.10	-4.20	3.2%	Short Build Up
7/7/2025	21000	22480150	3415.30	-12.10	0.1%	Short Build Up
7/4/2025	-146475	22459150	3427.40	16.90	-0.6%	Short Covering
7/3/2025	482125	22605625	3410.50	-20.50	2.2%	Short Build Up
7/2/2025	184975	22123500	3431.00	-5.60	0.8%	Short Build Up
7/1/2025	20125	21938525	3436.60	-28.60	0.1%	Short Build Up
6/30/2025	205450	21918400	3465.20	14.10	0.9%	Long Build Up
6/27/2025	201075	21712950	3451.10	12.20	0.9%	Long Build Up
6/26/2025	-1423450	21511875	3438.90	-1.70	-6.2%	Long Unwinding
6/25/2025	-180950	22935325	3440.60	48.00	-0.8%	Short Covering
6/24/2025	708750	23116275	3392.60	-7.10	3.2%	Short Build Up
6/23/2025	734475	22407525	3399.70	-36.60	3.4%	Short Build Up
6/20/2025	234850	21673050	3436.30	6.30	1.1%	Long Build Up
6/19/2025	338450	21438200	3430.00	-27.30	1.6%	Short Build Up
6/18/2025	193200	21099750	3457.30	-59.90	0.9%	Short Build Up
6/17/2025	168350	20906550	3517.20	10.50	0.8%	Long Build Up
6/16/2025	46900	20738200	3506.70	59.10	0.2%	Long Build Up
6/13/2025	-92925	20691300	3447.60	5.30	-0.4%	Short Covering
6/12/2025	242200	20784225	3442.30	-45.10	1.2%	Short Build Up
6/11/2025	324100	20542025	3487.40	17.20	1.6%	Long Build Up
6/10/2025	-242025	20217925	3470.20	33.90	-1.2%	Short Covering
6/9/2025	-95900	20459950	3436.30	35.40	-0.5%	Short Covering
6/6/2025	280875	20555850	3400.90	11.30	1.4%	Long Build Up
6/5/2025	436800	20274975	3389.60	-7.60	2.2%	Short Build Up
6/4/2025	283325	19838175	3397.20	1.60	1.4%	Long Build Up
6/3/2025	683725	19554850	3395.60	-38.80	3.6%	Short Build Up
6/2/2025	158900	18871125	3434.40	-20.10	0.8%	Short Build Up
5/30/2025	314125	18712225	3454.50	-44.50	1.7%	Short Build Up
5/29/2025	-1156750	18398100	3499.00	-0.90	-5.9%	Long Unwinding
5/28/2025	-107800	19554850	3499.90	-7.90	-0.5%	Long Unwinding
5/27/2025	775250	19662650	3507.80	-31.40	4.1%	Short Build Up
5/26/2025	-483175	18887400	3539.20	27.80	-2.5%	Short Covering
5/23/2025	-396200	19370575	3511.40	33.60	-2.0%	Short Covering
5/22/2025	445200	19766775	3477.80	-45.60	2.3%	Short Build Up
5/21/2025	-395150	19321575	3523.40	13.20	-2.0%	Short Covering

SYMBOL INFY						
Row Labels	Chg OI	TOTAL OI	CM Price	Diff	% Chg OI	Intrepretion
7/9/2025	31600	55173200	1635.60	-6.40	0.1%	Short Build Up
7/8/2025	-548000	55141600	1642.00	10.80	-1.0%	Short Covering
7/7/2025	-188000	55689600	1631.20	-13.40	-0.3%	Long Unwinding
7/4/2025	-1536000	55877600	1644.60	20.40	-2.7%	Short Covering
7/3/2025	-1182000	57413600	1624.20	4.70	-2.0%	Short Covering
7/2/2025	38000	58595600	1619.50	6.10	0.1%	Long Build Up
7/1/2025	811600	58557600	1613.40	4.70	1.4%	Long Build Up
6/30/2025	1583200	57746000	1608.70	-10.80	2.8%	Short Build Up
6/27/2025	745200	56162800	1619.50	3.10	1.3%	Long Build Up
6/26/2025	-6331200	55417600	1616.40	3.60	-10.3%	Short Covering
6/25/2025	-1208400	61748800	1612.80	28.40	-1.9%	Short Covering
6/24/2025	236800	62957200	1584.40	2.50	0.4%	Long Build Up
6/23/2025	4656400	62720400	1581.90	-39.30	8.0%	Short Build Up
6/20/2025	1192800	58064000	1621.20	0.60	2.1%	Long Build Up
6/19/2025	-238000	56871200	1620.60	-11.20	-0.4%	Long Unwinding
6/18/2025	-229600	57109200	1631.80	-7.00	-0.4%	Long Unwinding
6/17/2025	-604000	57338800	1638.80	14.80	-1.0%	Short Covering
6/16/2025	206400	57942800	1624.00	21.70	0.4%	Long Build Up
6/13/2025	1061600	57736400	1602.30	-6.50	1.9%	Short Build Up
6/12/2025	1572800	56674800	1608.80	-24.80	2.9%	Short Build Up
6/11/2025	-1770400	55102000	1633.60	34.40	-3.1%	Short Covering
6/10/2025	-1162800	56872400	1599.20	22.90	-2.0%	Short Covering
6/9/2025	20000	58035200	1576.30	8.70	0.0%	Long Build Up
6/6/2025	-979200	58015200	1567.60	7.30	-1.7%	Short Covering
6/5/2025	304800	58994400	1560.30	4.20	0.5%	Long Build Up
6/4/2025	-422000	58689600	1556.10	6.70	-0.7%	Short Covering
6/3/2025	741600	59111600	1549.40	-10.20	1.3%	Short Build Up
6/2/2025	-260000	58370000	1559.60	-9.20	-0.4%	Long Unwinding
5/30/2025	-1037200	58630000	1568.80	-17.10	-1.7%	Long Unwinding
5/29/2025	-1067600	59667200	1585.90	14.10	-1.8%	Short Covering
5/28/2025	656400	60734800	1571.80	-1.60	1.1%	Short Build Up
5/27/2025	1929200	60078400	1573.40	-6.60	3.3%	Short Build Up
5/26/2025	-1395600	58149200	1580.00	11.40	-2.3%	Short Covering
5/23/2025	662000	59544800	1568.60	18.20	1.1%	Long Build Up
5/22/2025	-471200	58882800	1550.40	-18.30	-0.8%	Long Unwinding
5/21/2025	110800	59354000	1568.70	2.30	0.2%	Long Build Up

RELIANCE & LT OPEN INTEREST ANALYSIS

SYMBOL	RELIANCE						
Row Labels	Chg OI	TOTAL OI	CM Price	Change	% Chg OI	Intreption	
7/9/2025	-161000	97002000	1524.60	-20.50	-0.2%	Long Build Up	
7/8/2025	72000	97163000	1545.10	0.60	0.1%	Long Build Up	
7/7/2025	-497500	97091000	1544.50	13.20	-0.5%	Short Covering	
7/4/2025	-486500	97588500	1531.30	6.00	-0.5%	Short Covering	
7/3/2025	153500	98075000	1525.30	2.10	0.2%	Long Build Up	
7/2/2025	-990500	97921500	1523.20	-8.90	-1.0%	Long Unwinding	
7/1/2025	159000	98912000	1532.10	23.40	0.2%	Long Build Up	
6/30/2025	479500	98753000	1508.70	-11.80	0.5%	Short Build Up	
6/27/2025	478500	98273500	1520.50	20.10	0.5%	Long Build Up	
6/26/2025	-7949500	97795000	1491.70	24.90	-7.5%	Short Covering	
6/25/2025	-916000	105744500	1466.80	13.60	-0.9%	Short Covering	
6/24/2025	3840500	106660500	1453.20	-2.90	3.7%	Short Build Up	
6/23/2025	462500	102820000	1456.10	-8.90	0.5%	Short Build Up	
6/20/2025	-3767000	102357500	1465.00	30.00	-3.5%	Short Covering	
6/19/2025	-705500	106124500	1435.00	2.20	-0.7%	Short Covering	
6/18/2025	-121500	106830000	1432.80	-1.00	-0.1%	Long Unwinding	
6/17/2025	331500	106951500	1433.80	-8.00	0.3%	Short Build Up	
6/16/2025	-161000	106620000	1441.80	12.60	-0.2%	Short Covering	
6/13/2025	1523000	106781000	1429.20	-14.80	1.4%	Short Build Up	
6/12/2025	1261000	105258000	1444.00	-11.40	1.2%	Short Build Up	
6/11/2025	38500	103997000	1455.40	12.70	0.0%	Long Build Up	
6/10/2025	-103500	103958500	1442.70	-9.10	-0.1%	Long Unwinding	
6/9/2025	-1273500	104062000	1451.80	4.70	-1.2%	Short Covering	
6/6/2025	-807500	105335500	1447.10	-0.20	-0.8%	Long Unwinding	
6/5/2025	-101500	106143000	1447.30	19.00	-0.1%	Short Covering	
6/4/2025	-490500	106244500	1428.30	14.10	-0.5%	Short Covering	
6/3/2025	3586500	106735000	1414.20	-7.90	3.5%	Short Build Up	
6/2/2025	1140000	103148500	1422.10	-7.40	1.1%	Short Build Up	
5/30/2025	-1291000	102008500	1429.50	2.00	-1.2%	Short Covering	
5/29/2025	-5178500	103299500	1419.20	4.90	-4.8%	Short Covering	
5/28/2025	-408500	108478000	1414.30	-10.10	-0.4%	Long Unwinding	
5/27/2025	-262500	108886500	1424.40	-13.40	-0.2%	Long Unwinding	
5/26/2025	2240000	109149000	1437.80	9.70	2.1%	Long Build Up	
5/23/2025	1883000	106909000	1428.10	14.90	1.8%	Long Build Up	
5/22/2025	2940500	105026000	1413.20	-17.20	2.9%	Short Build Up	
5/21/2025	-20000	102085500	1430.40	0.70	0.0%	Short Covering	

SYMBOL	LT						
Row Labels	Chg OI	TOTAL OI	CM Price	Change	% Chg OI	Intreption	
7/9/2025	141925	15800575	3596.70	-26.10	0.9%	Short Build Up	
7/8/2025	90825	15658650	3622.80	24.60	0.6%	Long Build Up	
7/7/2025	107975	15567825	3598.20	-8.00	0.7%	Short Build Up	
7/4/2025	-86100	15459850	3606.20	3.00	-0.6%	Short Covering	
7/3/2025	87150	15545950	3603.20	-8.40	0.6%	Short Build Up	
7/2/2025	-84875	15458800	3611.60	-70.10	-0.5%	Long Unwinding	
7/1/2025	-125125	15543675	3681.70	-8.00	-0.8%	Long Unwinding	
6/30/2025	57575	15668800	3689.70	-13.60	0.4%	Short Build Up	
6/27/2025	183925	15611225	3703.30	22.40	1.2%	Long Build Up	
6/26/2025	-577100	15427300	3656.30	30.40	-3.6%	Short Covering	
6/25/2025	2075	16004400	3625.90	16.10	0.0%	Long Build Up	
6/24/2025	371775	16002325	3609.80	19.30	2.4%	Long Build Up	
6/23/2025	44425	15630550	3590.50	-72.10	0.3%	Short Build Up	
6/20/2025	-89925	15586125	3662.60	41.40	-0.6%	Short Covering	
6/19/2025	-332550	15676050	3621.20	16.50	-2.1%	Short Covering	
6/18/2025	40575	16008600	3604.70	-19.30	0.3%	Short Build Up	
6/17/2025	-62075	15968025	3624.00	-15.30	-0.4%	Long Unwinding	
6/16/2025	63375	16030100	3639.30	50.80	0.4%	Long Build Up	
6/13/2025	89875	15966725	3588.50	-27.80	0.6%	Short Build Up	
6/12/2025	22425	15876850	3616.30	-78.20	0.1%	Short Build Up	
6/11/2025	-316100	15854425	3694.50	8.00	-2.0%	Short Covering	
6/10/2025	-266800	16170525	3686.50	-5.90	-1.6%	Long Unwinding	
6/9/2025	-82800	16437325	3692.40	19.40	-0.5%	Short Covering	
6/6/2025	5900	16520125	3673.00	10.50	0.0%	Long Build Up	
6/5/2025	422375	16514225	3662.50	21.30	2.6%	Long Build Up	
6/4/2025	33100	16091850	3641.20	-17.70	0.2%	Short Build Up	
6/3/2025	89850	16058750	3658.90	-2.40	0.6%	Short Build Up	
6/2/2025	172350	15968900	3661.30	5.10	1.1%	Long Build Up	
5/30/2025	-88425	15796550	3656.20	18.50	-0.6%	Short Covering	
5/29/2025	-3738500	15884975	3646.60	7.60	-19.1%	Short Covering	
5/28/2025	320725	19623475	3639.00	-4.20	1.7%	Short Build Up	
5/27/2025	904000	19302750	3643.20	-9.20	4.9%	Short Build Up	
5/26/2025	484125	18398750	3652.40	48.40	2.7%	Long Build Up	
5/23/2025	111675	17914625	3604.00	43.20	0.6%	Long Build Up	
5/22/2025	374575	17802950	3560.80	-31.40	2.1%	Short Build Up	
5/21/2025	91375	17428375	3592.20	11.60	0.5%	Long Build Up	



| NSE CERTIFIED TECHNICAL ANALYST | BHARAT MITNA 9960798984 | VINAY PATEL 9860843929 |

A-103, Geeta Bhavan, Anand Nagar, Near Saibaba temple, Vasai Road West- 401202 | <https://ottzindia.com> |

Thank You!

This report is solely made for Learning purpose only.

Please contact your financial advisor before taking position in market