



Option Tracker Trading Academy

Derivative Digest

Futures & Option Analysis

Calendar Spreads

Option Chain

19 December 2024

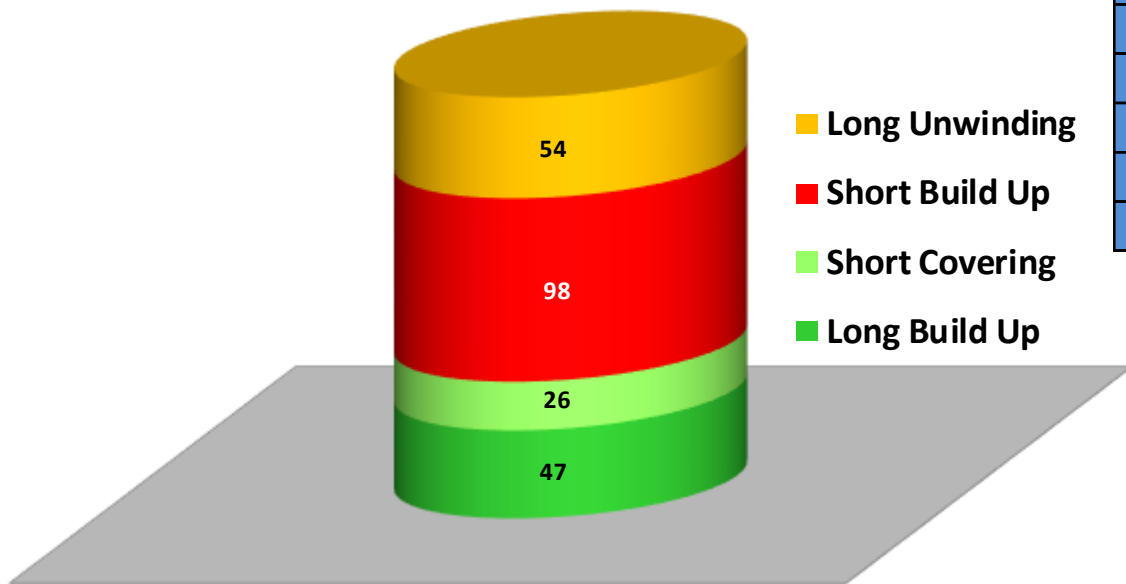
Market Overview

MARKET SENTIMENTS



■ Bullish ■ Bearish

DERIVATIVE ANALYSIS



- Long Unwinding
- Short Build Up
- Short Covering
- Long Build Up

NIFTY SPOT & NIFTY BANKS LEVEL

NIFTY		NIFTY BANK	
0.0%	16828.4	0.0%	38613.2
23.6%	17314.3	23.6%	39920.3
38.2%	17615.0	38.2%	40728.9
50.0%	17858.0	50.0%	41382.5
61.8%	18101.0	61.8%	42036.0
100.0%	18887.6	100.0%	44151.8
138.2%	19674.2	138.2%	46267.6
161.8%	20160.2	161.8%	47574.7
261.8%	22219.5	261.8%	53113.3
423.0%	25539.0	423.0%	62041.6

LEVEL	NIFTY	NIFTY BANK
S3	23654	50630
S2	23834	51162
S1	23926	51456
Pivot	24013	51694
R1	24106	51988
R2	24193	52226
R3	24372	52758

LONG BUILDUP /SHORT BUILDUP

EXPIRY	26 December 2024				
SYMBOL	Chg in OI %	Chg in OI	Open Interest	Price	Diff
KEI	18%	46200	304350	4284.2	▼ -33.6
LTIM	15%	298500	2353200	6220.5	▼ -363.7
ADANIGREEN	14%	1357875	10823625	1063.2	▼ -27.1
DRREDDY	14%	1656875	13446875	1318.2	▲ 47.1
TATAELXSI	11%	66700	664600	7259.8	▲ 17.7
CYIENT	10%	65100	741000	2025.0	▼ -33.8
OIL	9%	434300	5061100	440.4	▼ -6.3
JIOFIN	9%	3090450	36613500	314.1	▼ -10.5
OFSS	8%	51900	689900	12787.0	▲ 422.5
APOLLOTYRE	8%	1074400	15092600	531.9	▲ 0.5
BERGEPAIN	6%	702240	11535480	446.6	▼ -7.5
ICICIBANK	6%	5266800	88596900	1290.3	▼ -27.9
BANKINDIA	6%	1592250	26880075	106.7	▼ -1.5
ZOMATO	6%	5518000	93864000	289.2	▼ -2.6
WIPRO	6%	3837000	66090000	313.1	▲ 0.5

NOTE:
 Up Green Arrow
 Denotes
LONG BUILD UP
 and Down Red
 Arrow Denotes
SHORT BUILD UP

LONG UNWINDING / SHORT COVERING

EXPIRY	26 December 2024				
SYMBOL	Chg in OI %	Chg in OI	Open Interest	Price	Diff
CAMS	-6%	-37875	549750	5115.5	▼ -13.9
CHAMBLFERT	-5%	-541500	10073800	527.3	▲ 3.5
NMDC	-5%	-4972500	92839500	214.7	▲ 1.0
CIPLA	-5%	-780975	14834300	1507.3	▲ 34.7
GUJGASLTD	-4%	-315000	7136250	507.7	▲ 5.7
CANFINHOME	-4%	-265200	6098625	772.3	▼ -3.6
GMRAIRPORT	-4%	-9450000	248456250	80.8	▼ -1.7
HDFCAMC	-3%	-101700	3159150	4395.9	▲ 27.3
SUPREMEIND	-3%	-9250	288625	5025.4	▼ -75.3
FINNIFTY	-3%	-2885	91060	23992.0	▼ -294.5
IEX	-3%	-1196250	38580000	185.5	▲ 1.9
TATASTEEL	-3%	-8376500	275583000	143.5	▼ -1.1
PVRINOX	-3%	-135938	4474558	1419.9	▲ 11.7
MANAPPURAM	-3%	-1779000	59079000	183.9	▲ 5.0
MUTHOOTFIN	-3%	-114675	3887950	2137.7	▲ 21.8

NOTE:

Up Green Arrow
Denotes

SHORT COVERING

and Down Red
Arrow Denotes

LONG UNWINDING

CALENDER SPREAD

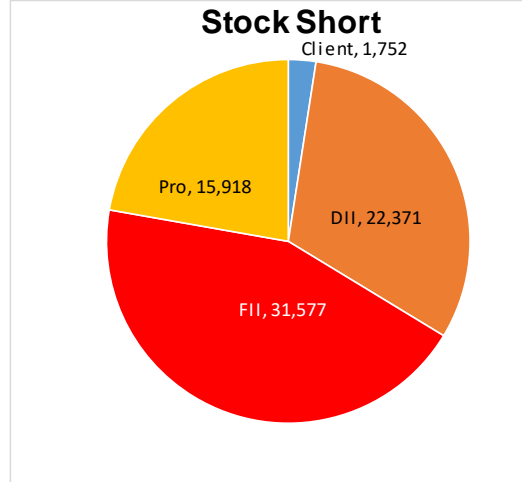
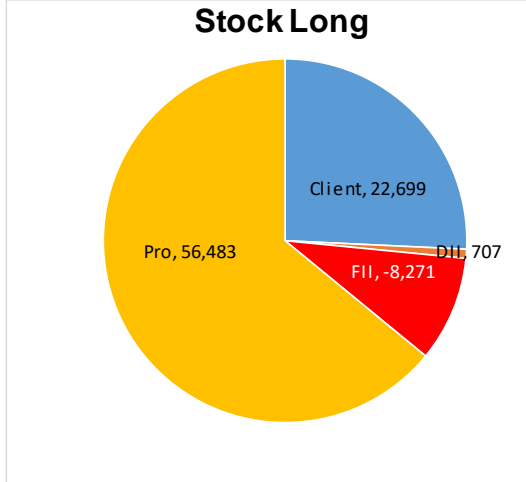
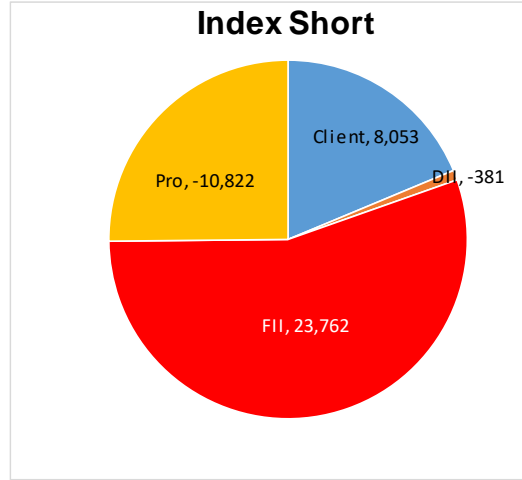
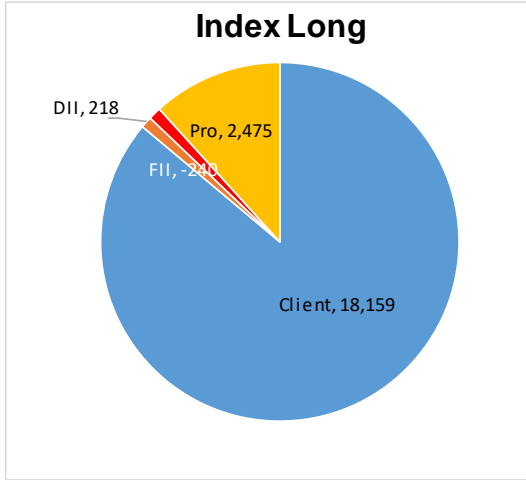
19-Dec-24

Calender Spread		Futures		Future	Intrinsic Value		Intrinsic	Total	Total	What to Do?	Future	Profit
SYMBOL	Spot Price	Dec FUT	Jan FUT	Diff	Dec FUT	Jan FUT	Diff	Diff	%	Action Plan	Lots Size	MTM
APOLLOTYRE	530	531.9	525.05	-6.9	530.7	534.4	3.6	10.5	2%	Sell DEC Buy JAN	1700	17842
POONAWALLA	324.4	324.65	321.6	-3.0	324.8	327.1	2.2	5.3	2%	Sell DEC Buy JAN	1450	7658
SUNTV	710.55	711.05	704.45	-6.6	711.5	716.4	4.9	11.5	2%	Sell DEC Buy JAN	#N/A	#N/A
IRFC	152.85	150.92	149.52	-1.4	153.1	154.1	1.1	2.5	2%	Sell DEC Buy JAN	3525	8641
SHREECEM	27616.8	27653.9	27416	-237.9	27654.8	27844.7	190.0	427.9	2%	Sell DEC Buy JAN	25	10696
ATGL	697.25	696.05	690.25	-5.8	698.2	703.0	4.8	10.6	2%	Sell DEC Buy JAN	775	8212
DELHIVERY	358.6	355.9	353.7	-2.2	359.1	361.6	2.5	4.7	1%	Sell DEC Buy JAN	1525	7116
M&MFIN	272.05	272.8	271.5	-1.3	272.4	274.3	1.9	3.2	1%	Sell DEC Buy JAN	2000	6342
SBICARD	703.4	704.75	702.6	-2.1	704.4	709.2	4.8	7.0	1%	Sell DEC Buy JAN	800	5590
RBLBANK	164.35	164.81	164.32	-0.5	164.6	165.7	1.1	1.6	1%	Sell DEC Buy JAN	2500	4051
UBL	2020.05	2017.5	2014.5	-3.0	2022.8	2036.7	13.9	16.9	1%	Sell DEC Buy JAN	#N/A	#N/A
AUBANK	548.7	550.35	549.6	-0.8	549.5	553.2	3.8	4.5	1%	Sell DEC Buy JAN	1000	4524
SJVN	114.25	114.49	114.36	-0.1	114.4	115.2	0.8	0.9	1%	Sell DEC Buy JAN	4725	4327
GUJGASLTD	505.85	507.65	507.5	-0.1	506.5	510.0	3.5	3.6	1%	Sell DEC Buy JAN	1250	4537
IDFCFIRSTB	65.07	65.02	65.02	0.0	65.2	65.6	0.4	0.4	1%	Sell DEC Buy JAN	7500	3357
OBEROIRLTY	2287.1	2295.15	2295.75	0.6	2290.2	2306.0	15.7	15.1	1%	Sell DEC Buy JAN	350	5296
ASHOKLEY	219.2	219.9	220.04	0.1	219.5	221.0	1.5	1.4	1%	Sell DEC Buy JAN	2500	3419
HCLTECH	1934.25	1939.45	1941.55	2.1	1936.9	1950.2	13.3	11.2	1%	Sell DEC Buy JAN	350	3921
LTF	141.45	139.77	139.96	0.2	141.6	142.6	1.0	0.8	1%	Sell DEC Buy JAN	4462	3493

What is a Calendar Spread

- A calendar spread is an futures spread established by simultaneously entering a long and short position on the same underlying asset but with different delivery months.
- Always check if differences in spread is due to dividend or corporate action in particular months, then **AVOID!!!**

Participant-wise Open Interest



Types of Participants:

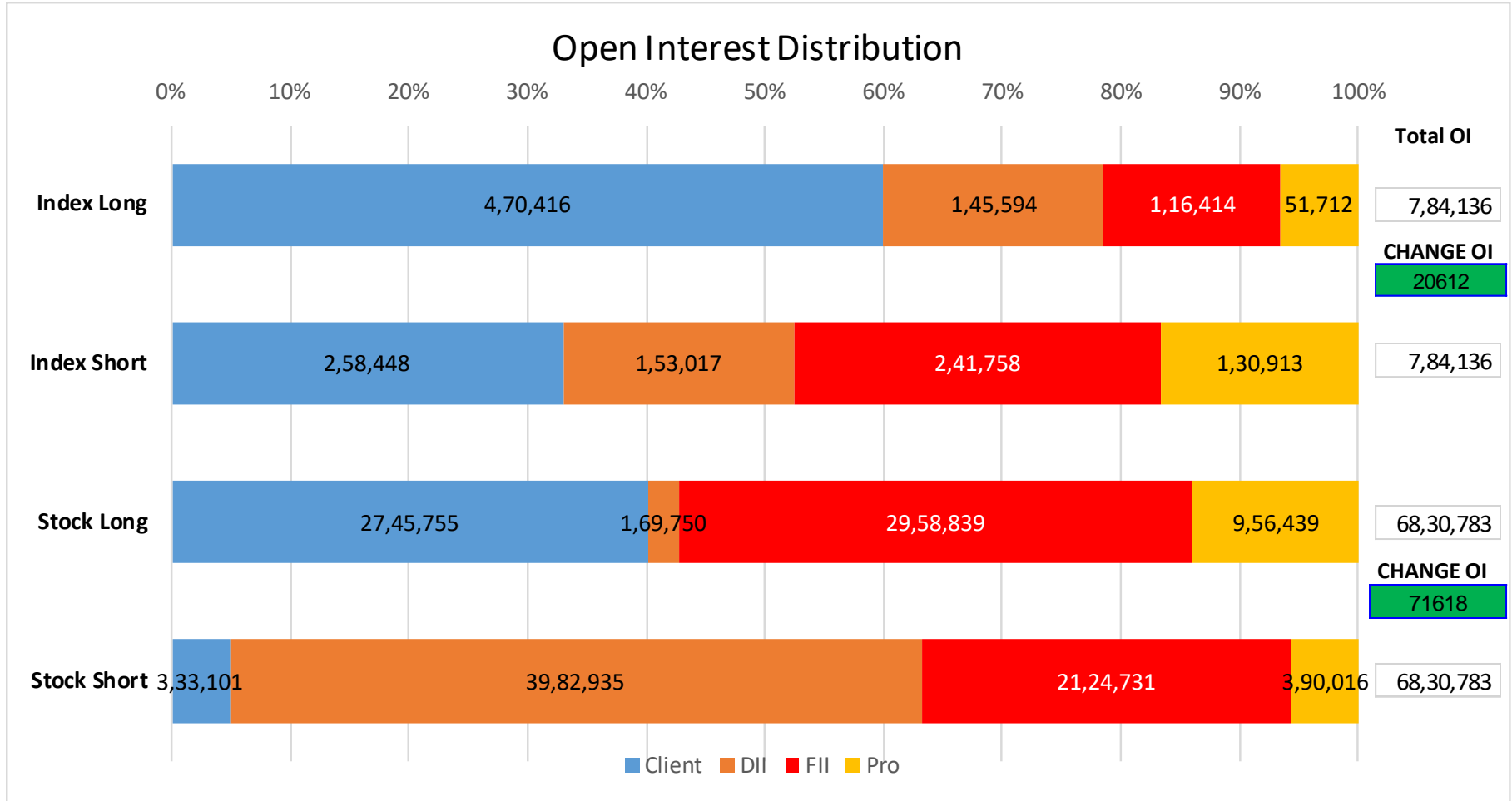
Clients: Clients are the retail individual investors who invest in the derivatives instruments.

DII : Domestic Individual Investors are the local institutional investors who trade in this market mostly for hedging and speculating targets. Mutual Fund Houses, Pension Funds, Banks, Insurance Companies, are some examples of the most common DIIs present in the market.

FIIs: Foreign Institutional Investors are the international investors who are willing to invest in the Indian Market being locals of different countries.

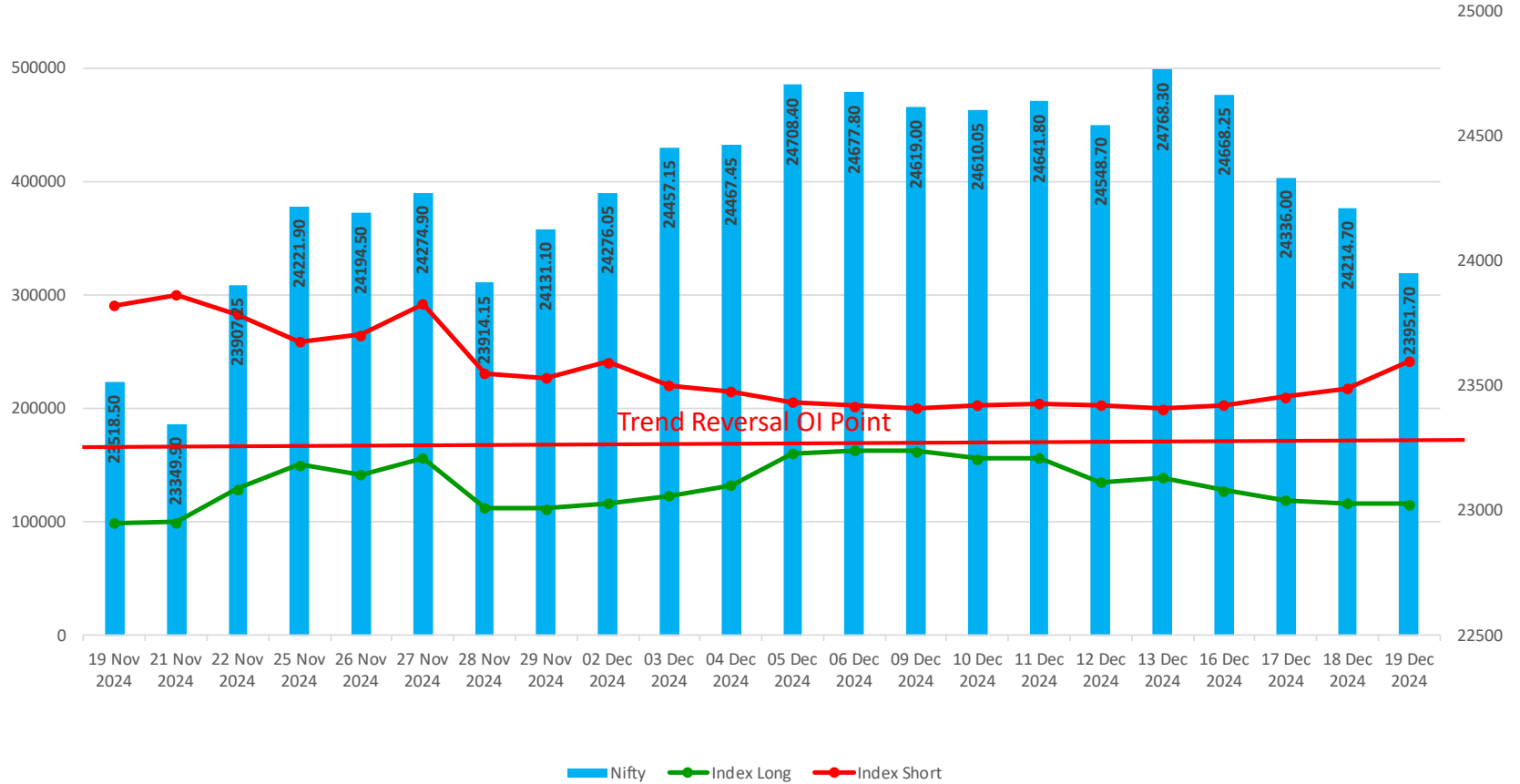
Pro : Pro are the proprietors and brokerage firms who trade on their own behalf.

Participant-wise Open Interest Distribution



FII Participation in Index

Index and FII Participation



Participant-wise Open Interest - Summary

Client	Open Interest				Change of Open Interest							
Date	Index Long	Index Short	Stock Long	Stock Short	Index Long		Index Short		Stock Long		Stock Short	
19 Dec 2024	470416	258448	2745755	333101	18159	Long BuildUp	8053	Short BuildUp	22699	Long BuildUp	1752	Short BuildUp
18 Dec 2024	452257	250395	2723056	331349	29507	Long BuildUp	-4109	Short Covering	-14314	Long Unwinding	-7217	Short Covering
17 Dec 2024	422750	254504	2737370	338566	33424	Long BuildUp	12176	Short BuildUp	42676	Long BuildUp	-3592	Short Covering
16 Dec 2024	389326	242328	2694694	342158	25267	Long BuildUp	-2498	Short Covering	38604	Long BuildUp	873	Short BuildUp
13 Dec 2024	364059	244826	2656090	341285	-26092	Long Unwinding	-9780	Short Covering	-44034	Long Unwinding	5540	Short BuildUp

DII	Open Interest				Change of Open Interest							
Date	Index Long	Index Short	Stock Long	Stock Short	Index Long		Index Short		Stock Long		Stock Short	
19 Dec 2024	145594	153017	169750	3982935	218	Long BuildUp	-381	Short Covering	707	Long BuildUp	22371	Short BuildUp
18 Dec 2024	145376	153398	169043	3960564	177	Long BuildUp	-360	Short Covering	4304	Long BuildUp	11809	Short BuildUp
17 Dec 2024	145199	153758	164739	3948755	172	Long BuildUp	1131	Short BuildUp	2838	Long BuildUp	23482	Short BuildUp
16 Dec 2024	145027	152627	161901	3925273	1144	Long BuildUp	-20	Short Covering	1676	Long BuildUp	8885	Short BuildUp
13 Dec 2024	143883	152647	160225	3916388	-865	Long Unwinding	-320	Short Covering	3918	Long BuildUp	19243	Short BuildUp

FII	Open Interest				Change of Open Interest							
Date	Index Long	Index Short	Stock Long	Stock Short	Index Long		Index Short		Stock Long		Stock Short	
19 Dec 2024	116414	241758	2958839	2124731	-240	Long Unwinding	23762	Short BuildUp	-8271	Long Unwinding	31577	Short BuildUp
18 Dec 2024	116654	217996	2967110	2093154	-3013	Long Unwinding	7231	Short BuildUp	23398	Long BuildUp	36457	Short BuildUp
17 Dec 2024	119667	210765	2943712	2056697	-8651	Long Unwinding	7409	Short BuildUp	-51199	Long Unwinding	43386	Short BuildUp
16 Dec 2024	128318	203356	2994911	2013311	-11388	Long Unwinding	3092	Short BuildUp	-32354	Long Unwinding	21016	Short BuildUp
13 Dec 2024	139706	200264	3027265	1992295	4501	Long BuildUp	-3022	Short Covering	76249	Long BuildUp	-35527	Short Covering

Pro	Open Interest				Change of Open Interest							
Date	Index Long	Index Short	Stock Long	Stock Short	Index Long		Index Short		Stock Long		Stock Short	
19 Dec 2024	51712	130913	956439	390016	2475	Long BuildUp	-10822	Short Covering	56483	Long BuildUp	15918	Short BuildUp
18 Dec 2024	49237	141735	899956	374098	-6873	Long Unwinding	17036	Short BuildUp	29162	Long BuildUp	1501	Short BuildUp
17 Dec 2024	56110	124699	870794	372597	3014	Long BuildUp	7243	Short BuildUp	63813	Long BuildUp	-5148	Short Covering
16 Dec 2024	53096	117456	806981	377745	-6922	Long Unwinding	7527	Short BuildUp	27301	Long BuildUp	4453	Short BuildUp
13 Dec 2024	60018	109929	779680	373292	6001	Long BuildUp	-3333	Short Covering	-20580	Long Unwinding	26297	Short BuildUp

Participant-wise Open Interest – Client or Retailer

Client	Open Interest				Change of Open Interest							
Date	Index Long	Index Short	Stock Long	Stock Short	Index Long		Index Short		Stock Long		Stock Short	
19 Dec 2024	470416	258448	2745755	333101	18159	Long BuildUp	8053	Short BuildUp	22699	Long BuildUp	1752	Short BuildUp
18 Dec 2024	452257	250395	2723056	331349	29507	Long BuildUp	-4109	Short Covering	-14314	Long Unwinding	-7217	Short Covering
17 Dec 2024	422750	254504	2737370	338566	33424	Long BuildUp	12176	Short BuildUp	42676	Long BuildUp	-3592	Short Covering
16 Dec 2024	389326	242328	2694694	342158	25267	Long BuildUp	-2498	Short Covering	38604	Long BuildUp	873	Short BuildUp
13 Dec 2024	364059	244826	2656090	341285	-26092	Long Unwinding	-9780	Short Covering	-44034	Long Unwinding	5540	Short BuildUp
12 Dec 2024	390151	254606	2700124	335745	12360	Long BuildUp	990	Short BuildUp	44461	Long BuildUp	-15255	Short Covering
11 Dec 2024	377791	253616	2655663	351000	2787	Long BuildUp	1920	Short BuildUp	20826	Long BuildUp	2032	Short BuildUp
10 Dec 2024	375004	251696	2634837	348968	6187	Long BuildUp	1297	Short BuildUp	24623	Long BuildUp	4903	Short BuildUp
09 Dec 2024	368817	250399	2610214	344065	10966	Long BuildUp	-673	Short Covering	70074	Long BuildUp	1542	Short BuildUp
06 Dec 2024	357851	251072	2540140	342523	16544	Long BuildUp	8781	Short BuildUp	49870	Long BuildUp	9125	Short BuildUp
05 Dec 2024	341307	242291	2490270	333398	-45919	Long Unwinding	-6353	Short Covering	-49009	Long Unwinding	13362	Short BuildUp
04 Dec 2024	387226	248644	2539279	320036	-4138	Long Unwinding	16377	Short BuildUp	47048	Long BuildUp	12827	Short BuildUp
03 Dec 2024	391364	232267	2492231	307209	-18139	Long Unwinding	3345	Short BuildUp	17142	Long BuildUp	23992	Short BuildUp
02 Dec 2024	409503	228922	2475089	283217	5428	Long BuildUp	6622	Short BuildUp	42791	Long BuildUp	16886	Short BuildUp
29 Nov 2024	404075	222300	2432298	266331	-5725	Long Unwinding	-4166	Short Covering	39033	Long BuildUp	22454	Short BuildUp
28 Nov 2024	409800	226466	2393265	243877	30047	Long BuildUp	23232	Short BuildUp	15734	Long BuildUp	-56044	Short Covering
27 Nov 2024	379753	203234	2377531	299921	-12820	Long Unwinding	-15579	Short Covering	11227	Long BuildUp	-2582	Short Covering
26 Nov 2024	392573	218813	2366304	302503	-13774	Long Unwinding	-8570	Short Covering	14392	Long BuildUp	-1395	Short Covering
25 Nov 2024	406347	227383	2351912	303898	-61002	Long Unwinding	-2081	Short Covering	-33423	Long Unwinding	20648	Short BuildUp
22 Nov 2024	467349	229464	2385335	283250	-56347	Long Unwinding	-13175	Short Covering	-76433	Long Unwinding	-15986	Short Covering
21 Nov 2024	523696	242639	2461768	299236	7169	Long BuildUp	11354	Short BuildUp	16344	Long BuildUp	-313	Short Covering
19 Nov 2024	516527	231285	2445424	299549	-31231	Long Unwinding	-20242	Short Covering	-49861	Long Unwinding	5357	Short BuildUp

Participant-wise Open Interest – Domestic Institutional Investor

DII Date	Open Interest				Change of Open Interest							
	Index Long	Index Short	Stock Long	Stock Short	Index Long		Index Short		Stock Long		Stock Short	
19 Dec 2024	145594	153017	169750	3982935	218	Long BuildUp	-381	Short Covering	707	Long BuildUp	22371	Short BuildUp
18 Dec 2024	145376	153398	169043	3960564	177	Long BuildUp	-360	Short Covering	4304	Long BuildUp	11809	Short BuildUp
17 Dec 2024	145199	153758	164739	3948755	172	Long BuildUp	1131	Short BuildUp	2838	Long BuildUp	23482	Short BuildUp
16 Dec 2024	145027	152627	161901	3925273	1144	Long BuildUp	-20	Short Covering	1676	Long BuildUp	8885	Short BuildUp
13 Dec 2024	143883	152647	160225	3916388	-865	Long Unwinding	-320	Short Covering	3918	Long BuildUp	19243	Short BuildUp
12 Dec 2024	144748	152967	156307	3897145	-652	Long Unwinding	-440	Short Covering	4925	Long BuildUp	16648	Short BuildUp
11 Dec 2024	145400	153407	151382	3880497	-1110	Long Unwinding	-440	Short Covering	4116	Long BuildUp	6780	Short BuildUp
10 Dec 2024	146510	153847	147266	3873717	1293	Long BuildUp	100	Short BuildUp	4283	Long BuildUp	2961	Short BuildUp
09 Dec 2024	145217	153747	142983	3870756	-2383	Long Unwinding	-483	Short Covering	1780	Long BuildUp	-4960	Short Covering
06 Dec 2024	147600	154230	141203	3875716	832	Long BuildUp	-2000	Short Covering	15739	Long BuildUp	31768	Short BuildUp
05 Dec 2024	146768	156230	125464	3843948	3002	Long BuildUp	1000	Short BuildUp	6527	Long BuildUp	-13034	Short Covering
04 Dec 2024	143766	155230	118937	3856982	109	Long BuildUp	0	Short Covering	9842	Long BuildUp	-38463	Short Covering
03 Dec 2024	143657	155230	109095	3895445	-816	Long Unwinding	19	Short BuildUp	3430	Long BuildUp	-17620	Short Covering
02 Dec 2024	144473	155211	105665	3913065	1001	Long BuildUp	0	Short Covering	2235	Long BuildUp	37035	Short BuildUp
29 Nov 2024	143472	155211	103430	3876030	-505	Long Unwinding	0	Short Covering	4742	Long BuildUp	71123	Short BuildUp
28 Nov 2024	143977	155211	98688	3804907	-638	Long Unwinding	-8700	Short Covering	-101338	Long Unwinding	-7929	Short Covering
27 Nov 2024	144615	163911	200026	3812836	-686	Long Unwinding	-400	Short Covering	13325	Long BuildUp	23553	Short BuildUp
26 Nov 2024	145301	164311	186701	3789283	864	Long BuildUp	0	Short Covering	2629	Long BuildUp	7576	Short BuildUp
25 Nov 2024	144437	164311	184072	3781707	1551	Long BuildUp	-4100	Short Covering	38572	Long BuildUp	-4236	Short Covering
22 Nov 2024	142886	168411	145500	3785943	859	Long BuildUp	-500	Short Covering	4681	Long BuildUp	16112	Short BuildUp
21 Nov 2024	142027	168911	140819	3769831	-1665	Long Unwinding	-100	Short Covering	4431	Long BuildUp	-14478	Short Covering
19 Nov 2024	143692	169011	136388	3784309	-150	Long Unwinding	0	Short Covering	6745	Long BuildUp	-10857	Short Covering

Participant-wise Open Interest – Foreign Institutional Investor

FII Date	Open Interest				Change of Open Interest							
	Index Long	Index Short	Stock Long	Stock Short	Index Long		Index Short		Stock Long		Stock Short	
19 Dec 2024	116414	241758	2958839	2124731	-240	Long Unwinding	23762	Short BuildUp	-8271	Long Unwinding	31577	Short BuildUp
18 Dec 2024	116654	217996	2967110	2093154	-3013	Long Unwinding	7231	Short BuildUp	23398	Long BuildUp	36457	Short BuildUp
17 Dec 2024	119667	210765	2943712	2056697	-8651	Long Unwinding	7409	Short BuildUp	-51199	Long Unwinding	43386	Short BuildUp
16 Dec 2024	128318	203356	2994911	2013311	-11388	Long Unwinding	3092	Short BuildUp	-32354	Long Unwinding	21016	Short BuildUp
13 Dec 2024	139706	200264	3027265	1992295	4501	Long BuildUp	-3022	Short Covering	76249	Long BuildUp	-35527	Short Covering
12 Dec 2024	135205	203286	2951016	2027822	-21645	Long Unwinding	-1332	Short Covering	-27921	Long Unwinding	51950	Short BuildUp
11 Dec 2024	156850	204618	2978937	1975872	444	Long BuildUp	1460	Short BuildUp	-13767	Long Unwinding	12553	Short BuildUp
10 Dec 2024	156406	203158	2992704	1963319	-6469	Long Unwinding	2589	Short BuildUp	-17265	Long Unwinding	10535	Short BuildUp
09 Dec 2024	162875	200569	3009969	1952784	-415	Long Unwinding	-2162	Short Covering	-56018	Long Unwinding	56508	Short BuildUp
06 Dec 2024	163290	202731	3065987	1896276	2652	Long BuildUp	-3304	Short Covering	13767	Long BuildUp	38136	Short BuildUp
05 Dec 2024	160638	206035	3052220	1858140	27941	Long BuildUp	-9225	Short Covering	107220	Long BuildUp	9614	Short BuildUp
04 Dec 2024	132697	215260	2945000	1848526	9085	Long BuildUp	-5739	Short Covering	-68372	Long Unwinding	9210	Short BuildUp
03 Dec 2024	123612	220999	3013372	1839316	6881	Long BuildUp	-20086	Short Covering	-332	Long Unwinding	3006	Short BuildUp
02 Dec 2024	116731	241085	3013704	1836310	4413	Long BuildUp	13754	Short BuildUp	23120	Long BuildUp	-1341	Short Covering
29 Nov 2024	112318	227331	2990584	1837651	-562	Long Unwinding	-4054	Short Covering	62414	Long BuildUp	2767	Short BuildUp
28 Nov 2024	112880	231385	2928170	1834884	-44099	Long Unwinding	-61517	Short Covering	-225148	Long Unwinding	-61925	Short Covering
27 Nov 2024	156979	292902	3153318	1896809	14871	Long BuildUp	27730	Short BuildUp	-17713	Long Unwinding	-32959	Short Covering
26 Nov 2024	142108	265172	3171031	1929768	-8503	Long Unwinding	5874	Short BuildUp	-66815	Long Unwinding	-64464	Short Covering
25 Nov 2024	150611	259298	3237846	1994232	21318	Long BuildUp	-24344	Short Covering	135224	Long BuildUp	65363	Short BuildUp
22 Nov 2024	129293	283642	3102622	1928869	29486	Long BuildUp	-17226	Short Covering	103258	Long BuildUp	-87505	Short Covering
21 Nov 2024	99807	300868	2999364	2016374	94	Long BuildUp	9618	Short BuildUp	-39358	Long Unwinding	16814	Short BuildUp
19 Nov 2024	99713	291250	3038722	1999560	1879	Long BuildUp	-24476	Short Covering	33823	Long BuildUp	-44858	Short Covering

Participant-wise Open Interest – High Networth Individuals

Pro	Open Interest				Change of Open Interest							
Date	Index Long	Index Short	Stock Long	Stock Short	Index Long		Index Short		Stock Long		Stock Short	
19 Dec 2024	51712	130913	956439	390016	2475	Long BuildUp	-10822	Short Covering	56483	Long BuildUp	15918	Short BuildUp
18 Dec 2024	49237	141735	899956	374098	-6873	Long Unwinding	17036	Short BuildUp	29162	Long BuildUp	1501	Short BuildUp
17 Dec 2024	56110	124699	870794	372597	3014	Long BuildUp	7243	Short BuildUp	63813	Long BuildUp	-5148	Short Covering
16 Dec 2024	53096	117456	806981	377745	-6922	Long Unwinding	7527	Short BuildUp	27301	Long BuildUp	4453	Short BuildUp
13 Dec 2024	60018	109929	779680	373292	6001	Long BuildUp	-3333	Short Covering	-20580	Long Unwinding	26297	Short BuildUp
12 Dec 2024	54017	113262	800260	346995	4445	Long BuildUp	-4710	Short Covering	26718	Long BuildUp	-5160	Short Covering
11 Dec 2024	49572	117972	773542	352155	-2234	Long Unwinding	-3053	Short Covering	12369	Long BuildUp	2179	Short BuildUp
10 Dec 2024	51806	121025	761173	349976	-761	Long Unwinding	-3736	Short Covering	12879	Long BuildUp	6121	Short BuildUp
09 Dec 2024	52567	124761	748294	343855	-7386	Long Unwinding	4100	Short BuildUp	38599	Long BuildUp	1345	Short BuildUp
06 Dec 2024	59953	120661	709695	342510	1285	Long BuildUp	17836	Short BuildUp	15543	Long BuildUp	15890	Short BuildUp
05 Dec 2024	58668	102825	694152	326620	-5222	Long Unwinding	-5620	Short Covering	-39215	Long Unwinding	15581	Short BuildUp
04 Dec 2024	63890	108445	733367	311039	2033	Long BuildUp	-3549	Short Covering	44813	Long BuildUp	49757	Short BuildUp
03 Dec 2024	61857	111994	688554	261282	2153	Long BuildUp	6801	Short BuildUp	3663	Long BuildUp	14525	Short BuildUp
02 Dec 2024	59704	105193	684891	246757	14031	Long BuildUp	4497	Short BuildUp	13902	Long BuildUp	29468	Short BuildUp
29 Nov 2024	45673	100696	670989	217289	-278	Long Unwinding	1150	Short BuildUp	15056	Long BuildUp	24901	Short BuildUp
28 Nov 2024	45951	99546	655933	192388	-14738	Long Unwinding	17557	Short BuildUp	-39957	Long Unwinding	-224811	Short Covering
27 Nov 2024	60689	81989	695890	417199	1229	Long BuildUp	-9157	Short Covering	1378	Long BuildUp	20205	Short BuildUp
26 Nov 2024	59460	91146	694512	396994	6368	Long BuildUp	-12349	Short Covering	-24620	Long Unwinding	-16131	Short Covering
25 Nov 2024	53092	103495	719132	413125	-870	Long Unwinding	-8478	Short Covering	-16846	Long Unwinding	41752	Short BuildUp
22 Nov 2024	53962	111973	735978	371373	-6943	Long Unwinding	-2044	Short Covering	-66677	Long Unwinding	52208	Short BuildUp
21 Nov 2024	60905	114017	802655	319165	7565	Long BuildUp	-7709	Short Covering	41345	Long BuildUp	20739	Short BuildUp
19 Nov 2024	53340	121726	761310	298426	-2435	Long Unwinding	12781	Short BuildUp	-21967	Long Unwinding	19098	Short BuildUp

F&O SUMMARY (1/3)

SYMBOL	CMP	Diff	%Diff	TOTAL OI	Change OI	%Change	Interpretion	
BANKNIFTY	51749.70	▼	-554.50	-1.1%	3075060	152670	5.2%	Short Build Up
FINNIFTY	23991.95	▼	-294.55	-1.2%	91060	-2885	-3.1%	Long Unwinding
MIDCPNIFTY	13060.90	▲	13.75	0.1%	1835840	25580	1%	Long Build Up
NIFTY	24018.80	▼	-238.55	-1.0%	13869975	304325	2%	Short Build Up
NIFTYNXT50	70694.20	▼	-750.35	-1.1%	13870	60	0%	Short Build Up
AARTIIND	416.35	▼	-5.35	-1.3%	18746000	29000	0%	Short Build Up
ABB	7354.75	▼	-317.75	-4.3%	1591250	14500	1%	Short Build Up
ABBOTINDIA	29069.65	▲	869.30	3.0%	89380	-1320	-1%	Short Covering
ABCAPITAL	190.85	▼	-0.15	-0.1%	68566500	-326700	0%	Long Unwinding
ABFRL	291.15	▼	-2.60	-0.9%	59532200	-1193400	-2%	Long Unwinding
ACC	2123.25	▼	-26.30	-1.2%	4914900	109200	2%	Short Build Up
ADANIENSOL	798.25	▲	4.10	0.5%	5980625	135625	2%	Long Build Up
ADANIEMT	2426.60	▼	-31.10	-1.3%	18535800	182100	1%	Short Build Up
ADANIGREEN	1063.20	▼	-27.10	-2.5%	10823625	1357875	14%	Short Build Up
ADANIPORTS	1205.75	▼	-7.45	-0.6%	28674400	-72400	0%	Long Unwinding
ALKEM	5496.05	▲	2.90	0.1%	1232300	30300	3%	Long Build Up
AMBUJACEM	563.80	▼	-1.15	-0.2%	36612900	-150300	0%	Long Unwinding
ANGELONE	3053.25	▼	-67.90	-2.2%	2595800	-60600	-2%	Long Unwinding
APLAPOLLO	1583.25	▲	3.10	0.2%	1562750	33600	2%	Long Build Up
APOLLOHOSP	7316.85	▲	67.60	0.9%	1747000	68875	4%	Long Build Up
APOLLOTYRE	531.90	▲	0.50	0.1%	15092600	1074400	8%	Long Build Up
ASHOKLEY	219.90	▼	-2.83	-1.3%	71555000	647500	1%	Short Build Up
ASIANPAINT	2292.65	▼	-52.85	-2.3%	16947400	487600	3%	Short Build Up
ASTRAL	1788.65	▼	-15.40	-0.9%	4648422	-51380	-1%	Long Unwinding
ATGL	696.05	▼	-0.75	-0.1%	3299175	9300	0%	Short Build Up
ATUL	7406.95	▲	5.05	0.1%	787200	-14400	-2%	Short Covering
AUBANK	550.35	▼	-9.50	-1.7%	26344000	-388000	-1%	Long Unwinding
AUROPHARMA	1259.60	▲	11.00	0.9%	14431450	99550	1%	Long Build Up
AXISBANK	1112.25	▼	-12.80	-1.2%	75318750	-410625	-1%	Long Unwinding
BAJAJ-AUTO	8990.05	▲	25.40	0.3%	3231075	3425	1%	Long Build Up
BAJAJFINSV	1594.40	▼	-37.85	-2.4%	15093000	430000	3%	Short Build Up
BAJFINANCE	6934.80	▼	-154.95	-2.2%	9983000	252750	3%	Short Build Up
BALKRISIND	2821.30	▼	-15.40	-0.5%	1833000	2100	0%	Short Build Up
BANDHANBNK	164.05	▼	-0.03	0.0%	112201600	-2606800	-2%	Long Unwinding
BANKBARODA	249.07	▼	-2.49	-1.0%	169913250	-219375	0%	Long Unwinding
BANKINDIA	106.69	▼	-1.49	-1.4%	26880075	1592250	6%	Short Build Up
BATAINDIA	1367.55	▼	-15.25	-1.1%	3693375	120750	3%	Short Build Up
BEL	298.70	▼	-5.70	-1.9%	124576350	589950	0%	Short Build Up
BERGEPAINT	446.60	▼	-7.55	-1.7%	11535480	702240	6%	Short Build Up
BHARATFORG	1299.65	▼	-7.85	-0.6%	12381500	137500	1%	Short Build Up
BHARTIARTL	1603.10	▼	-1.55	-0.1%	49584775	-594225	-1%	Long Unwinding
BHEL	242.40	▲	2.35	1.0%	89473125	-1766625	-2%	Short Covering
BIOCON	351.40	▲	2.05	0.6%	33390000	305000	1%	Long Build Up
BOSCHLTD	35662.60	▼	-191.75	-0.5%	252875	900	0%	Short Build Up
BPCL	294.65	▲	5.65	1.9%	62524800	-180000	0%	Short Covering
BRITANNIA	4787.70	▼	-5.10	-0.1%	2951100	-10100	0%	Long Unwinding
BSE	5801.95	▲	160.40	2.8%	2527500	130875	5%	Long Build Up
BSOFT	591.60	▼	-10.10	-1.7%	12063000	-216000	-2%	Long Unwinding

SYMBOL	CMP	Diff	%Diff	TOTAL OI	Change OI	%Change	Interpretion	
CAMS	5115.45	▼	-13.95	-0.3%	549750	-37875	-6%	Long Unwinding
CANBK	103.16	▼	-0.22	-0.2%	270148500	-60750	0%	Long Unwinding
CANFINHOME	772.30	▼	-3.55	-0.5%	6098625	-262500	-4%	Long Unwinding
CDSL	1962.95	▲	8.35	0.4%	5024250	26600	1%	Long Build Up
CESC	187.36	▲	2.48	1.3%	12934350	-52650	0%	Short Covering
CGPOWER	765.55	▼	-1.45	-0.2%	4152800	50750	1%	Short Build Up
CHAMBLFERT	527.25	▲	3.45	0.7%	10073800	-541500	-5%	Short Covering
CHOLAFIN	1217.60	▼	-25.25	-2.1%	12452500	-223750	-2%	Long Unwinding
CIPLA	1507.25	▲	34.65	2.3%	14834300	-780975	-5%	Short Covering
COALINDIA	392.95	▼	-3.80	-1.0%	64186500	207900	0%	Short Build Up
COFORGE	9664.90	▲	197.60	2.0%	2682000	113400	4%	Long Build Up
COPAL	2784.60	▲	2.10	0.1%	4823350	50750	1%	Long Build Up
CONCOR	791.65	▼	-6.65	-0.8%	19800000	-178000	-1%	Long Unwinding
COROMANDEL	1846.25	▲	14.40	0.8%	3670450	-54250	-1%	Short Covering
CROMPTON	396.40	▲	0.10	0.0%	26519400	-127800	0%	Short Covering
CUB	180.74	▲	0.80	0.4%	31010000	90000	0%	Long Build Up
CUMMINSIND	3364.55	▼	-164.30	-4.9%	3650100	68700	2%	Short Build Up
CYIENT	2024.95	▼	-33.80	-1.7%	741000	65100	10%	Short Build Up
DABUR	504.40	▼	-0.90	-0.2%	23338750	140000	1%	Short Build Up
DALBHARAT	1857.30	▼	-27.65	-1.5%	3484800	-550	0%	Long Unwinding
DEEPAKNTR	2640.00	▲	0.55	0.0%	2162400	7200	0%	Long Build Up
DELHIVERY	355.90	▼	-11.60	-3.3%	10981525	-22875	0%	Long Unwinding
DIVISLAB	5840.40	▼	-17.45	-0.3%	3783000	-13200	0%	Long Unwinding
DIXON	18465.00	▼	-475.35	-2.6%	1830400	53700	3%	Short Build Up
DLF	865.35	▼	-6.70	-0.8%	42237525	-270600	-1%	Long Unwinding
DMART	3508.50	▼	-12.70	-0.4%	2535600	5850	0%	Short Build Up
DRREDDY	1318.20	▲	47.10	3.6%	13446875	1656875	14%	Long Build Up
EICHERMOT	4774.35	▲	17.20	0.4%	3886925	30975	1%	Long Build Up
ESCORTS	3291.20	▼	-81.20	-2.5%	1462750	-2900	0%	Long Unwinding
EXIDEIND	440.65	▼	-5.25	-1.2%	37585800	253800	1%	Short Build Up
FEDERALBNK	201.19	▲	0.68	0.3%	81535000	408000	5%	Long Build Up
GAIL	194.27	▲	0.29	0.1%	112705700	2595975	2%	Long Build Up
GLENMARK	1544.40	▲	15.30	1.0%	3034775	-625	0%	Short Covering
GMRAIRPORT	80.83	▼	-1.67	-2.1%	248456250	-9450000	-4%	Long Unwinding
GNFC	600.75	▼	-5.90	-1.0%	5236400	-1300	0%	Long Unwinding
GODREJCP	1082.10	▼	-10.65	-1.0%	12351500	667000	6%	Short Build Up
GODREJPROP	2984.80	▼	-16.90	-0.6%	5407425	-69075	-1%	Long Unwinding
GRANULES	601.70	▲	4.85	0.8%	16226000	-436000	-3%	Short Covering
GRASIM	2540.15	▼	-56.00	-2.2%	10494000	305500	3%	Short Build Up
GUJGASLTD	507.65	▲	5.70	1.1%	7136250	-31500	-4%	Short Covering
HAL	4393.55	▼	-101.55	-2.3%	10022100	41400	0%	Short Build Up
HAVELLS	1694.25	▼	-2.60	-0.2%	8903500	-110500	-1%	Long Unwinding
HCLTECH	1939.45	▼	-17.25	-0.9%	11820200	-43750	0%	Long Unwinding
HDFCANK	4395.85	▲	27.25	0.6%	3159150	-101700	-3%	Short Covering
HDFCBANK	1797.60	▼	-17.65	-1.0%	125235550	1476750	1%	Short Build Up
HDFCLIFE	625.55	▼	-0.65	-0.1%	31784500	470800	2%	Short Build Up
HEROMOTOCO	4419.85	▲	17.70	0.4%	6450450	-59550	-1%	Short Covering
HFCL	117.46	▼	-1.68	-1.4%	35391200	1128800	3%	Short Build Up

F&O SUMMARY (2/3)

SYMBOL	CMP	Diff	%Diff	TOTAL OI	Change OI	%Change	Interpretion	
HINDALCO	629.50	▼	-3.55	-0.6%	47916400	-508200	-1%	Long Unwinding
HINDCOPPER	279.90	▼	-0.80	-0.3%	41499000	-378950	-1%	Long Unwinding
HINDPETRO	408.40	▲	10.30	2.5%	40981950	206550	1%	Long Build Up
HINDUNILVR	2358.45	▲	0.10	0.0%	15655800	200700	1%	Long Build Up
HUDDCO	245.53	▼	-2.74	-1.1%	15039850	-324950	-2%	Long Unwinding
ICICIBANK	1290.30	▼	-27.90	-2.2%	88596900	5266800	6%	Short Build Up
ICICIGI	1899.25	▲	19.15	1.0%	5551500	104750	2%	Long Build Up
ICICIPRULI	661.60	▼	-2.85	-0.4%	9693000	91500	1%	Short Build Up
IDEA	7.69	▼	-0.09	-1.2%	3715280000	-21480000	-1%	Long Unwinding
IDFCFIRSTB	65.02	▲	0.49	0.8%	513907500	15637500	3%	Long Build Up
IEX	185.53	▲	1.93	1.0%	38580000	-1196250	-3%	Short Covering
IGL	389.90	▼	-8.10	-2.1%	23403875	-129250	-1%	Long Unwinding
INDHOTEL	882.25	▲	0.90	0.1%	15388000	-196000	-1%	Short Covering
INDIAMART	2363.70	▲	0.00	0.0%	1297500	-25500	-2%	Long Unwinding
INDIABN	555.25	▼	-1.90	-0.3%	3310750	-13300	0%	Long Unwinding
INDIGO	4437.00	▲	39.10	0.9%	7763100	1050	0%	Long Build Up
INDUSINDBK	967.25	▲	1.05	0.1%	60784500	661500	1%	Long Build Up
INDUSTOWER	346.45	▲	4.85	1.4%	103808800	185300	0%	Long Build Up
INFY	1950.50	▼	-29.65	-1.5%	45218000	337600	1%	Short Build Up
IOC	139.69	▲	2.89	2.1%	143588250	-3729375	-3%	Short Covering
IPCALAB	1595.10	▲	75.90	4.8%	2825550	124800	5%	Long Build Up
IRB	56.41	▼	-0.91	-1.6%	38970500	2111500	6%	Short Build Up
IRCTC	805.75	▼	-8.55	-1.1%	18173750	288750	2%	Short Build Up
IRFC	150.92	▼	-0.02	0.0%	53290950	1766025	3%	Short Build Up
ITC	466.80	▼	-4.35	-0.9%	117444800	-1908800	-2%	Long Unwinding
JINDALSTEL	923.25	▼	-10.05	-1.1%	21637500	108750	1%	Short Build Up
JIOFIN	314.05	▼	-10.45	-3.3%	36613500	3090450	9%	Short Build Up
JKCEMENT	4591.75	▼	-31.90	-0.7%	854375	625	0%	Short Build Up
JSL	740.75	▲	2.05	0.3%	1289600	48050	4%	Long Build Up
JSWENERGY	686.45	▲	2.90	0.4%	5181750	140250	3%	Long Build Up
JSWSTEEL	926.10	▼	-22.00	-2.4%	31371300	764100	2%	Short Build Up
JUBLFOOD	681.75	▲	4.20	0.6%	17353750	805000	5%	Long Build Up
KALYANKJIL	744.70	▼	-9.20	-1.2%	6008575	68200	1%	Short Build Up
KEI	4284.15	▼	-33.60	-0.8%	304350	46200	18%	Short Build Up
KOTAKBANK	1766.75	▼	-14.20	-0.8%	42639600	1444400	4%	Short Build Up
KPITTECH	1516.10	▼	-9.30	-0.6%	2004400	92000	5%	Short Build Up
LALPATHLAB	3023.95	▼	-22.15	-0.7%	908100	-14550	-2%	Long Unwinding
LAURUSLABS	573.75	▲	5.75	1.0%	24639800	-368900	-1%	Short Covering
LICHSGFIN	593.75	▼	-6.55	-1.1%	29813000	318000	1%	Short Build Up
LICI	905.95	▼	-2.50	-0.3%	6904600	173075	3%	Short Build Up
LODHA	1475.80	▼	-0.10	0.0%	2745000	98100	4%	Short Build Up
LT	3718.10	▼	-41.10	-1.1%	15943650	-424350	-3%	Long Unwinding
LTF	139.77	▼	-0.42	-0.3%	90730308	3038622	3%	Short Build Up
LTIM	6220.45	▼	-363.65	-5.8%	2353200	298500	15%	Short Build Up
LTTS	5102.00	▼	-89.20	-1.7%	715600	10600	2%	Short Build Up
LUPIN	2162.45	▲	63.90	3.0%	7631725	408850	6%	Long Build Up
M&M	3015.30	▼	-37.45	-1.2%	16407825	-5950	0%	Long Unwinding
M&MFIN	272.80	▲	2.75	1.0%	35378000	342000	1%	Long Build Up

SYMBOL	CMP	Diff	%Diff	TOTAL OI	Change OI	%Change	Interpretion	
MANAPPURAM	183.87	▲	4.95	2.7%	59079000	-1779000	-3%	Short Covering
MARICO	641.25	▼	-0.50	-0.1%	20252400	-284400	-1%	Long Unwinding
MARUTI	10961.45	▼	-69.05	-0.6%	3368950	8550	0%	Short Build Up
MAXHEALTH	1185.15	▼	-11.10	-0.9%	3557925	103950	3%	Short Build Up
MCX	6700.85	▲	0.20	0.0%	1490100	24300	2%	Long Build Up
METROPOLIS	2132.40	▼	-6.40	-0.3%	1839600	41600	2%	Short Build Up
MFSL	1137.40	▼	-6.55	-0.6%	3923200	4000	0%	Short Build Up
MGL	1264.00	▲	22.65	1.8%	5084800	71200	1%	Long Build Up
MOTHERSON	158.06	▼	-1.91	-1.2%	132638650	596400	0%	Short Build Up
MPHASIS	3123.25	▼	-49.75	-1.6%	3562075	12925	0%	Short Build Up
MRF	130208.60	▼	-656.75	-0.5%	57190	400	1%	Short Build Up
MUTHOOTFIN	2137.70	▲	21.85	1.0%	3887950	-114675	-3%	Short Covering
NATIONALUM	220.83	▼	-6.22	-2.8%	66090000	-532500	-1%	Long Unwinding
NAUKRI	8718.75	▼	-154.95	-1.8%	1088775	15975	1%	Short Build Up
NAVINFLOOR	3400.45	▼	-73.85	-2.2%	1710450	7525	0%	Short Build Up
NCC	300.55	▼	-2.05	-0.7%	7991050	113600	1%	Short Build Up
NESTLEIND	2159.00	▼	-32.00	-1.5%	10055200	193800	2%	Short Build Up
NHPC	84.51	▲	0.96	1.1%	43532800	1209600	3%	Long Build Up
NMDC	214.74	▲	1.00	0.5%	92839500	-4972500	-5%	Short Covering
NTPC	338.20	▼	-4.60	-1.4%	135996000	2527500	2%	Short Build Up
NYKAA	170.24	▼	-3.46	-2.0%	37553500	1628400	5%	Short Build Up
OBEROIRLTY	2295.15	▼	-25.60	-1.1%	7525700	159600	2%	Short Build Up
OFSS	12787.00	▲	422.45	3.3%	689900	51900	8%	Long Build Up
OIL	440.35	▼	-6.25	-1.4%	5061100	434300	9%	Short Build Up
ONGC	242.55	▼	-2.05	-0.8%	106837500	1705550	2%	Short Build Up
PAGEIND	49225.90	▲	115.45	0.2%	201600	-2490	-1%	Short Covering
PAYTM	999.30	▼	-11.95	-1.2%	11414000	603200	6%	Short Build Up
PEL	1125.90	▼	-25.30	-2.2%	10554000	95250	1%	Short Build Up
PERSISTENT	6697.30	▲	146.30	2.2%	1789200	97300	6%	Long Build Up
PETRONET	335.60	▲	0.40	0.1%	28783500	-259500	-1%	Short Covering
PFC	481.25	▼	-5.90	-1.2%	54854800	601900	1%	Short Build Up
PIDILITIND	2990.00	▼	-71.15	-2.4%	2779000	142500	5%	Short Build Up
PIIND	3884.90	▼	-10.10	-0.3%	1645000	-10750	-1%	Long Unwinding
PNB	103.64	▲	0.47	0.5%	351232000	9472000	3%	Long Build Up
POLICYBZR	2145.80	▼	-4.15	-0.2%	2461550	89050	4%	Short Build Up
POLYCAB	7493.20	▲	73.35	1.0%	1649125	-23625	-1%	Short Covering
POONAWALLA	324.65	▼	-5.25	-1.6%	15960150	271150	2%	Short Build Up
POWERGRID	322.50	▲	0.15	0.0%	77612400	304200	0%	Long Build Up
PRESTIGE	1860.40	▼	-28.10	-1.5%	1687400	63700	4%	Short Build Up
PVRINOX	1419.90	▲	11.65	0.8%	4474558	-135938	-3%	Short Covering
RAMCOCEM	1031.20	▼	-3.10	-0.3%	7654250	-34000	0%	Long Unwinding
RBLBANK	164.81	▼	-2.01	-1.2%	58385000	-1115000	-2%	Long Unwinding
RECLTD	530.70	▼	-6.65	-1.3%	42724000	20000	0%	Short Build Up
RELIANCE	1235.05	▼	-22.45	-1.8%	200950000	2495500	1%	Short Build Up
SAIL	119.45	▼	-0.36	-0.3%	160776000	-338000	-2%	Long Unwinding
SBICARD	704.75	▼	-7.20	-1.0%	23404000	85600	0%	Short Build Up
SBI LIFE	1406.90	▲	5.50	0.4%	14061000	-208875	-1%	Short Covering
SBIN	834.80	▼	-6.50	-0.8%	107498250	1652250	2%	Short Build Up

F&O SUMMARY (3/3)

SYMBOL	CMP	Diff	%Diff	TOTAL OI	Change OI	%Change	Interpretion
SHRECEM	27653.90	-71.60	-0.3%	368300	-6125	-2%	Long Unwinding
SHRIRAMFIN	2947.40	12.40	0.4%	6267000	58350	1%	Long Build Up
SIEMENS	7651.00	-42.35	-0.6%	1925475	10050	1%	Short Build Up
SJVN	114.49	-0.44	-0.4%	15564150	-278775	-2%	Long Unwinding
SONACOMS	610.85	-1.50	-0.2%	2944225	32550	1%	Short Build Up
SRF	2290.55	16.10	0.7%	5922000	86250	1%	Long Build Up
SUNPHARMA	1823.00	18.55	1.0%	16821700	193200	1%	Long Build Up
SUNTV	711.05	-7.50	-1.1%	5324250	132750	3%	Short Build Up
SUPREMEIND	5025.35	-75.35	-1.5%	288625	-9250	-3%	Long Unwinding
SYNGENE	851.05	-9.85	-1.2%	6909000	90000	1%	Short Build Up
TATACHEM	1060.30	-0.05	0.0%	7338650	-64350	-1%	Long Unwinding
TATACOMM	1772.80	-22.70	-1.3%	5988750	-2500	0%	Long Unwinding
TATACONSUM	906.20	-3.10	-0.3%	16659960	-335160	-2%	Long Unwinding
TATAELXSI	7259.80	17.70	0.2%	664600	66700	11%	Long Build Up
TATAMOTORS	746.45	-11.00	-1.5%	115902600	3271400	3%	Short Build Up
TATAPOWER	412.80	-2.25	-0.5%	87405750	-499500	-1%	Long Unwinding
TATASTEEL	143.48	-1.05	-0.7%	275583000	-8376500	-3%	Long Unwinding
TCS	4285.75	-62.25	-1.5%	11735500	264600	2%	Short Build Up
TECHM	1759.15	-18.10	-1.0%	11500800	324000	3%	Short Build Up
TIINDIA	3795.60	43.60	1.1%	489150	7200	1%	Long Build Up
TITAN	3361.95	-48.55	-1.4%	8222725	187425	2%	Short Build Up
TORNTPHARM	3471.30	78.30	2.3%	1863250	53250	3%	Long Build Up
TRENT	7100.65	-19.20	-0.3%	3658900	-58400	-2%	Long Unwinding
TVSMOTOR	2461.55	-18.40	-0.7%	8193850	108850	1%	Short Build Up
UBL	2017.50	-1.05	-0.1%	1797200	-43200	-2%	Long Unwinding
ULTRACEMCO	11673.20	-92.55	-0.8%	2568400	52600	2%	Short Build Up
UNIONBANK	121.46	-1.37	-1.1%	23806500	-393825	-2%	Long Unwinding
UNITDSPR	1573.55	-6.30	-0.4%	11055100	58800	1%	Short Build Up
UPL	519.95	-12.45	-2.4%	29597265	395660	1%	Short Build Up
VBL	629.25	-3.85	-0.6%	8689625	363125	4%	Short Build Up
VEDL	484.75	-4.50	-0.9%	107615850	924600	1%	Short Build Up
VOLTAS	1744.10	-12.80	-0.7%	8102700	391200	5%	Short Build Up
WIPRO	313.10	0.50	0.2%	66090000	3837000	6%	Long Build Up
YESBANK	20.43	-0.24	-1.2%	254254000	7982000	3%	Short Build Up
ZOMATO	289.20	-2.55	-0.9%	93864000	5518000	6%	Short Build Up
ZYDUSLIFE	987.05	7.90	0.8%	12244500	319500	3%	Long Build Up

NIFTY & BANKNIFTY OPEN INTEREST ANALYSIS

SYMBOL	NIFTY						
Row Labels	Chg OI	TOTAL OI	CM Price	Change	%ChgOI	Intrepretion	
19-12-2024	304325	13869975	24018.80	-238.55	2.2%	Short Build Up	
18-12-2024	189450	13565650	24257.35	-160.3	1.4%	Short Build Up	
17-12-2024	606625	13376200	24417.65	-320.85	4.8%	Short Build Up	
16-12-2024	174450	12769575	24738.50	-92.25	1.4%	Short Build Up	
13-12-2024	-212625	12595125	24830.75	182.2	-1.7%	Short Covering	
12-12-2024	48175	12807750	24648.55	-86.35	0.4%	Short Build Up	
11-12-2024	-31700	12759575	24734.90	52.3	-0.2%	Short Covering	
10-12-2024	16925	12791275	24682.60	-12	0.1%	Short Build Up	
09-12-2024	-24875	12774350	24694.60	-88.65	-0.2%	Long Unwinding	
06-12-2024	299525	12799225	24783.25	18.9	2.4%	Long Build Up	
05-12-2024	-334875	12499700	24764.35	202.65	-2.6%	Short Covering	
04-12-2024	-825	12834575	24561.70	14.7	0.0%	Short Covering	
03-12-2024	-110375	12835400	24547.00	118.5	-0.9%	Short Covering	
02-12-2024	458150	12945775	24428.50	124.35	3.7%	Long Build Up	
29-11-2024	-392200	12487625	24304.15	188.9	-3.0%	Short Covering	
28-11-2024	-1189850	12879825	23903.55	-396	-8.5%	Long Unwinding	
27-11-2024	995500	14069675	24299.55	82.45	7.6%	Long Build Up	
26-11-2024	-217550	13070175	24217.10	-56.4	-1.6%	Long Unwinding	
25-11-2024	308050	13287725	24273.50	386.95	2.4%	Long Build Up	
22-11-2024	-1076925	12979675	23886.55	537.85	-7.7%	Short Covering	
21-11-2024	162025	14056600	23348.70	-186.1	1.2%	Short Build Up	
19-11-2024	-522975	13894575	23534.80	20.85	-3.6%	Short Covering	
18-11-2024	40050	14417550	23513.95	-87.75	0.3%	Short Build Up	
14-11-2024	415650	14377500	23601.70	-56.85	3.0%	Short Build Up	
13-11-2024	499125	13961850	23658.55	-301.05	3.7%	Short Build Up	
12-11-2024	465725	13462725	23959.60	-266.7	3.6%	Short Build Up	
11-11-2024	-27600	12998425	24226.30	6.45	-0.2%	Short Covering	
08-11-2024	-114775	13026025	24219.85	-80.65	-0.9%	Long Unwinding	
07-11-2024	527625	13140800	24300.50	-286.6	4.2%	Short Build Up	
06-11-2024	67675	12613175	24587.10	291.65	0.5%	Long Build Up	
05-11-2024	112225	12545500	24295.45	180.8	0.9%	Long Build Up	
04-11-2024	741950	12433275	24114.65	-269	6.3%	Short Build Up	
01-11-2024	93950	11691325	24383.65	-4.65	0.8%	Short Build Up	
31-10-2024	-3208475	11597375	24203.30	-167.75	-21.7%	Long Unwinding	
30-10-2024	10050	14805850	24371.05	-106.65	0.1%	Short Build Up	
29-10-2024	213250	14795800	24477.70	129.25	1.5%	Long Build Up	

SYMBOL	BANKNIFTY						
Row Labels	Chg OI	TOTAL OI	CM Price	Change	% Chg OI	Intrepretion	
19-12-2024	152670	3075060	51749.70	-554.5	5.2%	Short Build Up	
18-12-2024	209865	2922390	52304.20	-711.55	7.7%	Short Build Up	
17-12-2024	100050	2712525	53015.75	-681.45	3.8%	Short Build Up	
16-12-2024	25140	2612475	53697.20	71.4	1.0%	Long Build Up	
13-12-2024	-117495	2587335	53625.80	188	-4.3%	Short Covering	
12-12-2024	-100860	2704830	53437.80	-120.8	-3.6%	Long Unwinding	
11-12-2024	15780	2805690	53558.60	-140.9	0.6%	Short Build Up	
10-12-2024	9015	2789910	53699.50	168.5	0.3%	Long Build Up	
09-12-2024	39555	2780895	53531.00	-186.85	1.4%	Short Build Up	
06-12-2024	155025	2741340	53717.85	43.2	6.0%	Long Build Up	
05-12-2024	-83400	2586315	53674.65	293.25	-3.1%	Short Covering	
04-12-2024	120795	2669715	53381.40	512.55	4.7%	Long Build Up	
03-12-2024	-56760	2548920	52868.85	473.7	-2.2%	Short Covering	
02-12-2024	91455	2605680	52395.15	30.7	3.6%	Long Build Up	
29-11-2024	148275	2514225	52364.45	35.05	6.3%	Long Build Up	
28-11-2024	293385	2365950	52329.40	-288.05	14.2%	Short Build Up	
27-11-2024	-581580	2072565	52305.20	86.5	-21.9%	Short Covering	
26-11-2024	-80520	2654145	52218.70	47.1	-2.9%	Short Covering	
25-11-2024	-584145	2734665	52171.60	1089.25	-17.6%	Short Covering	
22-11-2024	44565	3318810	51082.35	674.95	1.4%	Long Build Up	
21-11-2024	72060	3274245	50407.40	-183.5	2.3%	Short Build Up	
19-11-2024	-154185	3202185	50590.90	161.05	-4.6%	Short Covering	
18-11-2024	-38685	3356370	50429.85	132.9	-1.1%	Short Covering	
14-11-2024	-37290	3395055	50296.95	-61.3	-1.1%	Long Unwinding	
13-11-2024	81000	3432345	50358.25	-1015.6	2.4%	Short Build Up	
12-11-2024	447945	3351345	51373.85	-708.35	15.4%	Short Build Up	
11-11-2024	-54885	2908215	52082.20	293.65	-1.9%	Short Covering	
08-11-2024	97545	2963100	51788.55	-411.35	3.4%	Short Build Up	
07-11-2024	65640	2865555	52199.90	-450.45	2.3%	Short Build Up	
06-11-2024	77565	2799915	52650.35	256.4	2.8%	Long Build Up	
05-11-2024	-254460	2722350	52393.95	841.9	-8.5%	Short Covering	
04-11-2024	109995	2976810	51552.05	-375.7	3.8%	Short Build Up	
01-11-2024	33375	2866815	51927.75	-26.65	1.2%	Short Build Up	
31-10-2024	371145	2833440	51954.40	-305.6	15.1%	Short Build Up	
30-10-2024	-657225	2462295	51798.60	-495.45	-21.1%	Long Unwinding	
29-10-2024	-245970	3119520	52294.05	966.7	-7.3%	Short Covering	

HDFCBANK & KOTAKBANK OPEN INTEREST ANALYSIS

SYMBOL	HDFCBANK						
Row Labels	Chg OI	TOTAL OI	CM Price	Change	% Chg OI	Intreption	
19-12-2024	1476750	125235550	1797.60	-17.65	1.2%	Short Build Up	
18-12-2024	-1457500	123758800	1815.25	-24.15	-1.2%	Long Unwinding	
17-12-2024	-1251800	125216300	1839.40	-29.15	-1.0%	Long Unwinding	
16-12-2024	-2124100	126468100	1868.55	-2.8	-1.7%	Long Unwinding	
13-12-2024	-3567300	128592200	1871.35	5	-2.7%	Short Covering	
12-12-2024	-58850	132159500	1866.35	-1.5	0.0%	Long Unwinding	
11-12-2024	-1036750	132218350	1867.85	-3.55	-0.8%	Long Unwinding	
10-12-2024	-1519100	133255100	1871.40	1.6	-1.1%	Short Covering	
09-12-2024	154000	134774200	1869.80	7.85	0.1%	Long Build Up	
06-12-2024	-919600	134620200	1861.95	-6.2	-0.7%	Long Unwinding	
05-12-2024	-3389650	135539800	1868.15	6.25	-2.4%	Short Covering	
04-12-2024	760100	138929450	1861.90	31.55	0.6%	Long Build Up	
03-12-2024	-3581600	138169350	1830.35	14.95	-2.5%	Short Covering	
02-12-2024	-691350	141750950	1815.40	11.3	-0.5%	Short Covering	
29-11-2024	-1190200	142442300	1804.10	-1.5	-0.8%	Long Unwinding	
28-11-2024	-8179050	143632500	1793.20	-19.7	-5.4%	Long Unwinding	
27-11-2024	-5234350	151811550	1812.90	26.4	-3.3%	Short Covering	
26-11-2024	-3912150	157045900	1786.50	4.7	-2.4%	Short Covering	
25-11-2024	14784000	160958050	1781.80	40.1	10.1%	Long Build Up	
22-11-2024	-2107600	146174050	1741.70	3.8	-1.4%	Short Covering	
21-11-2024	-2602600	148281650	1737.90	-1.85	-1.7%	Long Unwinding	
19-11-2024	-5811850	150884250	1739.75	34.75	-3.7%	Short Covering	
18-11-2024	-2901800	156696100	1705.00	10.2	-1.8%	Short Covering	
14-11-2024	199100	159597900	1694.80	6.6	0.1%	Long Build Up	
13-11-2024	1599400	159398800	1688.20	-35.25	1.0%	Short Build Up	
12-11-2024	4742650	157799400	1723.45	-46.15	3.1%	Short Build Up	
11-11-2024	-832700	153056750	1769.60	12	-0.5%	Short Covering	
08-11-2024	2016300	153889450	1757.60	4.7	1.3%	Long Build Up	
07-11-2024	1360700	151873150	1752.90	-11.75	0.9%	Short Build Up	
06-11-2024	641300	150512450	1764.65	2.95	0.4%	Long Build Up	
05-11-2024	1196250	149871150	1761.70	37.55	0.8%	Long Build Up	
04-11-2024	-721600	148674900	1724.15	-19.95	-0.5%	Long Unwinding	
01-11-2024	449900	149396500	1744.10	-3.7	0.3%	Short Build Up	
31-10-2024	-4442900	148946600	1737.00	1.6	-2.9%	Short Covering	
30-10-2024	-2957900	153389500	1735.40	-14.15	-1.9%	Long Unwinding	
29-10-2024	-102300	156347400	1749.55	14.95	-0.1%	Short Covering	

SYMBOL	KOTAKBANK						
Row Labels	Chg OI	TOTAL OI	CM Price	Change	% Chg OI	Intreption	
19-12-2024	1444400	42639600	1766.75	-14.2	3.5%	Short Build Up	
18-12-2024	1332400	41195200	1780.95	-9.25	3.3%	Short Build Up	
17-12-2024	0	39862800	1790.20	-19.45	0.0%	Long Unwinding	
16-12-2024	284800	39862800	1809.65	2.15	0.7%	Long Build Up	
13-12-2024	446800	39578000	1807.50	31.6	1.1%	Long Build Up	
12-12-2024	614000	39131200	1775.90	-23.15	1.6%	Short Build Up	
11-12-2024	73600	38517200	1799.05	-3.05	0.2%	Short Build Up	
10-12-2024	9600	38443600	1802.10	7.9	0.0%	Long Build Up	
09-12-2024	-580800	38434000	1794.20	7.95	-1.5%	Short Covering	
06-12-2024	188400	39014800	1786.25	3.5	0.5%	Long Build Up	
05-12-2024	666000	38826400	1782.75	16.65	1.7%	Long Build Up	
04-12-2024	56000	38160400	1766.10	6.85	0.1%	Long Build Up	
03-12-2024	-258800	38104400	1759.25	-3.15	-0.7%	Long Unwinding	
02-12-2024	272400	38363200	1762.40	-12.3	0.7%	Short Build Up	
29-11-2024	-351200	38090800	1774.70	3.7	-0.9%	Short Covering	
28-11-2024	-792000	38442000	1762.15	-22.05	-2.0%	Long Unwinding	
27-11-2024	45200	39234000	1784.20	1.5	0.1%	Long Build Up	
26-11-2024	-714800	39188800	1782.70	-5.3	-1.8%	Long Unwinding	
25-11-2024	171200	39903600	1788.00	28	0.4%	Long Build Up	
22-11-2024	-762400	39732400	1760.00	25.3	-1.9%	Short Covering	
21-11-2024	-454800	40494800	1734.70	8.45	-1.1%	Short Covering	
19-11-2024	-1806400	40949600	1726.25	4.2	-4.2%	Short Covering	
18-11-2024	-998800	42756000	1722.05	13.8	-2.3%	Short Covering	
14-11-2024	-841600	43754800	1708.25	16.45	-1.9%	Short Covering	
13-11-2024	421600	44596400	1691.80	-32.05	1.0%	Short Build Up	
12-11-2024	1051200	44174800	1723.85	-23.75	2.4%	Short Build Up	
11-11-2024	380400	43123600	1747.60	-6.05	0.9%	Short Build Up	
08-11-2024	659200	42743200	1753.65	-2.3	1.6%	Short Build Up	
07-11-2024	1200	42084000	1755.95	-15.15	0.0%	Short Build Up	
06-11-2024	890800	42082800	1771.10	9.4	2.2%	Long Build Up	
05-11-2024	496400	41192000	1761.70	24.3	1.2%	Long Build Up	
04-11-2024	-390000	40695600	1737.40	-12.85	-0.9%	Long Unwinding	
01-11-2024	-5600	41085600	1750.25	6.65	0.0%	Short Covering	
31-10-2024	-235600	41091200	1733.35	-4.1	-0.6%	Long Unwinding	
30-10-2024	768000	41326800	1737.45	-23.95	1.9%	Short Build Up	
29-10-2024	-1634000	40558800	1761.40	9.05	-3.9%	Short Covering	



| NSE CERTIFIED TECHNICAL ANALYST | BHARAT MITNA 9960798984 | VINAY PATEL 9860843929 |

A-103, Geeta Bhavan, Anand Nagar, Near Saibaba temple, Vasai Road West- 401202 | <https://ottzindia.com> |

AXISBANK & ICICIBANK OPEN INTEREST ANALYSIS

SYMBOL	AXISBANK						
Row Labels	Chg OI	TOTAL OI	CM Price	Change	% Chg OI	Intpretion	
19-12-2024	-410625	75318750	1112.25	-12.8	-0.5%	Long Unwinding	
18-12-2024	470625	75729375	1125.05	-14.75	0.6%	Short Build Up	
17-12-2024	-698125	75258750	1139.80	-12.65	-0.9%	Long Unwinding	
16-12-2024	-1095000	75956875	1152.45	2.15	-1.4%	Short Covering	
13-12-2024	-2870625	77051875	1150.30	0.35	-3.6%	Short Covering	
12-12-2024	-645625	79922500	1149.95	0.25	-0.8%	Short Covering	
11-12-2024	471250	80568125	1149.70	-6.75	0.6%	Short Build Up	
10-12-2024	2170625	80096875	1156.45	-11.4	2.8%	Short Build Up	
09-12-2024	-512500	77926250	1167.85	-22.4	-0.7%	Long Unwinding	
06-12-2024	1095625	78438750	1190.25	19.25	1.4%	Long Build Up	
05-12-2024	-207500	77343125	1171.00	8.5	-0.3%	Short Covering	
04-12-2024	5830000	77550625	1162.50	-2.15	8.1%	Short Build Up	
03-12-2024	-608125	71720625	1164.65	20.95	-0.8%	Short Covering	
02-12-2024	201875	72328750	1143.70	0	0.3%	Short Build Up	
29-11-2024	507500	72126875	1143.70	3.25	0.7%	Long Build Up	
28-11-2024	1991875	71619375	1133.80	-15.75	2.9%	Short Build Up	
27-11-2024	-353125	69627500	1149.55	6.4	-0.5%	Short Covering	
26-11-2024	1462500	69980625	1143.15	-12.85	2.1%	Short Build Up	
25-11-2024	2073750	68518125	1156.00	13.15	3.1%	Long Build Up	
22-11-2024	5061875	66444375	1142.85	3.1	8.2%	Long Build Up	
21-11-2024	-103750	61382500	1139.75	3.9	-0.2%	Short Covering	
19-11-2024	-1144375	61486250	1135.85	6.9	-1.8%	Short Covering	
18-11-2024	1032500	62630625	1128.95	-14.1	1.7%	Short Build Up	
14-11-2024	-798125	61598125	1143.05	0.3	-1.3%	Short Covering	
13-11-2024	453125	62396250	1142.75	-17.4	0.7%	Short Build Up	
12-11-2024	1533750	61943125	1160.15	-13.8	2.5%	Short Build Up	
11-11-2024	-975000	60409375	1173.95	9.8	-1.6%	Short Covering	
08-11-2024	18125	61384375	1164.15	-0.9	0.0%	Short Build Up	
07-11-2024	1198125	61366250	1165.05	-7.95	2.0%	Short Build Up	
06-11-2024	264375	60168125	1173.00	-1.6	0.4%	Short Covering	
05-11-2024	-58750	59903750	1174.60	29.05	-0.1%	Short Covering	
04-11-2024	1347500	59962500	1145.55	-26.6	2.3%	Short Build Up	
01-11-2024	-83125	58615000	1172.15	3.5	-0.1%	Short Covering	
31-10-2024	158750	58698125	1162.70	-9.35	0.3%	Short Build Up	
30-10-2024	-780000	58539375	1172.05	-13.8	-1.3%	Long Unwinding	
29-10-2024	2174375	59319375	1185.85	14.45	3.8%	Long Build Up	

SYMBOL	ICICIBANK						
Row Labels	Chg OI	TOTAL OI	CM Price	Change	% Chg OI	Intpretion	
19-12-2024	5266800	88596900	1290.30	-27.9	6.3%	Short Build Up	
18-12-2024	4082400	83330100	1318.20	-20.35	5.2%	Short Build Up	
17-12-2024	1178100	79247700	1338.55	-11.2	1.5%	Short Build Up	
16-12-2024	-1203300	78069600	1349.75	3.55	-1.5%	Short Covering	
13-12-2024	727300	79272900	1346.20	11.55	0.9%	Long Build Up	
12-12-2024	-1004500	78545600	1334.65	2.75	-1.3%	Short Covering	
11-12-2024	-1159900	79550100	1331.90	-0.7	-1.4%	Long Unwinding	
10-12-2024	-1421000	80710000	1332.60	4.5	-1.7%	Short Covering	
09-12-2024	-986300	82131000	1328.10	-7.3	-1.2%	Long Unwinding	
06-12-2024	2979900	83117300	1335.40	-3.8	3.7%	Short Build Up	
05-12-2024	-997500	80137400	1339.20	18.85	-1.2%	Short Covering	
04-12-2024	-1019200	81134900	1320.35	6.45	-1.2%	Short Covering	
03-12-2024	-201600	82154100	1313.90	3.4	-0.2%	Short Covering	
02-12-2024	794500	82355700	1310.50	3.05	1.0%	Long Build Up	
29-11-2024	-761600	81561200	1307.45	11.85	-0.9%	Short Covering	
28-11-2024	-4528300	82322800	1286.75	-15.95	-5.2%	Long Unwinding	
27-11-2024	-2506700	86851100	1302.70	-3.25	-2.8%	Long Unwinding	
26-11-2024	-1148700	89357800	1305.95	3.65	-1.3%	Short Covering	
25-11-2024	2518600	90506500	1302.30	26.4	2.9%	Long Build Up	
22-11-2024	-4837700	87987900	1275.90	23.7	-5.2%	Short Covering	
21-11-2024	1796200	92825600	1252.20	4.4	2.0%	Long Build Up	
19-11-2024	-5765900	91029400	1247.80	-6.95	-6.0%	Long Unwinding	
18-11-2024	-1691200	96795300	1254.75	-3.6	-1.7%	Long Unwinding	
14-11-2024	-1571500	98486500	1258.35	-0.25	-1.6%	Long Unwinding	
13-11-2024	3745700	100058000	1258.60	-15.85	3.9%	Short Build Up	
12-11-2024	6716500	96312300	1274.45	0.25	7.5%	Long Build Up	
11-11-2024	1177400	89596500	1274.20	9.45	1.3%	Long Build Up	
08-11-2024	5313000	88419100	1264.75	-20.85	6.4%	Short Build Up	
07-11-2024	1714300	83106100	1285.60	-22.2	2.1%	Short Build Up	
06-11-2024	-2800700	81391800	1307.80	7.6	-3.3%	Short Covering	
05-11-2024	1820000	84192500	1300.20	18.8	2.2%	Long Build Up	
04-11-2024	-849800	82372500	1281.40	-13.95	-1.0%	Long Unwinding	
01-11-2024	-64400	83222300	1295.35	-6.2	-0.1%	Long Unwinding	
31-10-2024	-2578800	83286700	1294.15	-17.65	-3.0%	Long Unwinding	
30-10-2024	-3741500	85865500	1311.80	-18.95	-4.2%	Long Unwinding	
29-10-2024	2442300	89607000	1330.75	37.25	2.8%	Long Build Up	



| NSE CERTIFIED TECHNICAL ANALYST | BHARAT MITNA 9960798984 | VINAY PATEL 9860843929 |

A-103, Geeta Bhavan, Anand Nagar, Near Saibaba temple, Vasai Road West- 401202 | <https://ottzindia.com> |

SBIN & BAJFINANCE OPEN INTEREST ANALYSIS

SYMBOL	SBIN						
Row Labels	Chg OI	TOTAL OI	CM Price	Change	% Chg OI	Intrepretion	
19-12-2024	1652250	107498250	834.80	-6.5	1.6%	Short Build Up	
18-12-2024	2942250	105846000	841.30	-12.55	2.9%	Short Build Up	
17-12-2024	2091000	102903750	853.85	-10.3	2.1%	Short Build Up	
16-12-2024	1471500	100812750	864.15	1.4	1.5%	Long Build Up	
13-12-2024	246000	99341250	862.75	5.45	0.2%	Long Build Up	
12-12-2024	1809000	99095250	857.30	-8.05	1.9%	Short Build Up	
11-12-2024	-545250	97286250	865.35	-4.05	-0.6%	Long Unwinding	
10-12-2024	-628500	97831500	869.40	8.4	-0.6%	Short Covering	
09-12-2024	-1986750	98460000	861.00	-7	-2.0%	Long Unwinding	
06-12-2024	707250	100446750	868.00	0.7	0.7%	Long Build Up	
05-12-2024	560250	99739500	867.30	5.2	0.6%	Long Build Up	
04-12-2024	-1130250	99179250	862.10	4.95	-1.1%	Short Covering	
03-12-2024	1179750	100309500	857.15	15.3	1.2%	Long Build Up	
02-12-2024	792750	99129750	841.85	-1.6	0.8%	Short Build Up	
29-11-2024	1173000	98337000	843.45	-0.9	1.2%	Short Build Up	
28-11-2024	-17526000	97164000	840.45	4.75	-15.3%	Short Covering	
27-11-2024	-810000	114690000	835.70	-4.8	-0.7%	Long Unwinding	
26-11-2024	-6521250	115500000	840.50	-4.6	-5.3%	Long Unwinding	
25-11-2024	1597500	122021250	845.10	30.5	1.3%	Long Build Up	
22-11-2024	-7671000	120423750	814.60	34.65	-6.0%	Short Covering	
21-11-2024	855000	128094750	779.95	-22.7	0.7%	Short Build Up	
19-11-2024	1563000	127239750	802.65	-12.6	1.2%	Short Build Up	
18-11-2024	-185250	125676750	815.25	8.65	-0.1%	Short Covering	
14-11-2024	1503750	125862000	806.60	-5.55	1.2%	Short Build Up	
13-11-2024	1637250	124358250	812.15	-17.3	1.3%	Short Build Up	
12-11-2024	3297000	122721000	829.45	-21.75	2.8%	Short Build Up	
11-11-2024	-4424250	119438250	851.20	5.05	-3.6%	Short Covering	
08-11-2024	3805500	123862500	846.15	-17.8	3.2%	Short Build Up	
07-11-2024	1476750	120057000	863.95	4.45	1.2%	Long Build Up	
06-11-2024	1386750	118580250	859.50	6.2	1.2%	Long Build Up	
05-11-2024	10863000	117193500	853.30	18.35	10.2%	Long Build Up	
04-11-2024	2874000	106330500	834.95	9.7	2.8%	Long Build Up	
01-11-2024	89250	103456500	825.25	-0.9	0.1%	Short Build Up	
31-10-2024	-351000	103367250	820.20	-3.7	-0.3%	Long Unwinding	
30-10-2024	-2232750	103718250	823.90	-9.45	-2.1%	Long Unwinding	
29-10-2024	2464500	105951000	833.35	40.55	2.4%	Long Build Up	

SYMBOL	BAJFINANCE						
Row Labels	Chg OI	TOTAL OI	CM Price	Change	% Chg OI	Intrepretion	
19-12-2024	252750	9983000	6934.80	-154.95	2.6%	Short Build Up	
18-12-2024	93875	9730250	7089.75	-80.15	1.0%	Short Build Up	
17-12-2024	53875	9636375	7169.90	-57.6	0.6%	Short Build Up	
16-12-2024	-98000	9582500	7227.50	27.25	-1.0%	Short Covering	
13-12-2024	-76250	9680500	7200.25	64.4	-0.8%	Short Covering	
12-12-2024	24125	9756750	7135.85	8.65	0.2%	Long Build Up	
11-12-2024	-41125	9732625	7127.20	182.05	-0.4%	Short Covering	
10-12-2024	-108875	9773750	6945.15	67.25	-1.1%	Short Covering	
09-12-2024	-17625	9882625	6877.90	-0.55	-0.2%	Long Unwinding	
06-12-2024	280125	9900250	6878.45	17.05	2.9%	Long Build Up	
05-12-2024	-262125	9620125	6861.40	107.5	-2.7%	Short Covering	
04-12-2024	-274125	9882250	6753.90	53	-2.7%	Short Covering	
03-12-2024	23000	10156375	6700.90	24.75	0.2%	Long Build Up	
02-12-2024	106250	10133375	6676.15	61.85	1.1%	Long Build Up	
29-11-2024	-8375	10027125	6614.30	59.35	-0.1%	Short Covering	
28-11-2024	177500	10035500	6518.50	-181.8	1.8%	Short Build Up	
27-11-2024	47000	9858000	6700.30	75.7	0.5%	Long Build Up	
26-11-2024	-100875	9811000	6624.60	-68.75	-1.0%	Long Unwinding	
25-11-2024	304250	9911875	6693.35	4.8	3.2%	Long Build Up	
22-11-2024	-129125	9607625	6688.55	213.15	-1.3%	Short Covering	
21-11-2024	-43000	9736750	6475.40	-123.3	-0.4%	Long Unwinding	
19-11-2024	-152250	9779750	6598.70	24.6	-1.5%	Short Covering	
18-11-2024	-23875	9932000	6574.10	14.05	-0.2%	Short Covering	
14-11-2024	49250	9955875	6560.05	-8.55	0.5%	Short Build Up	
13-11-2024	9750	9906625	6568.60	-82.4	0.1%	Short Build Up	
12-11-2024	324000	9896875	6651.00	-146.8	3.4%	Short Build Up	
11-11-2024	235750	9575375	6797.80	-119.8	2.5%	Short Build Up	
08-11-2024	120000	9339625	6917.60	-17.75	1.3%	Short Build Up	
07-11-2024	145125	9219625	6935.35	-93.45	1.6%	Short Build Up	
06-11-2024	19000	9074500	7028.80	80.25	0.2%	Long Build Up	
05-11-2024	121000	9055500	6948.55	76.45	1.4%	Long Build Up	
04-11-2024	71875	8934500	6872.10	-75.45	0.8%	Short Build Up	
01-11-2024	-37625	8862625	6947.55	14.25	-0.4%	Short Covering	
31-10-2024	-1324500	8900250	6899.15	-52	-13.0%	Long Unwinding	
30-10-2024	113500	10224750	6951.15	-66.95	1.1%	Short Build Up	
29-10-2024	-7500	10111250	7018.10	104.75	-0.1%	Short Covering	

TCS & INFY OPEN INTEREST ANALYSIS

SYMBOL TCS						
Row Labels	Chg OI	TOTAL OI	CM Price	Diff	% Chg OI	Intreption
19-12-2024	264600	11735500	4285.75	-62.3	2.3%	Short Build Up
18-12-2024	163625	11470900	4348.00	3.9	1.4%	Long Build Up
17-12-2024	-103425	11307275	4344.10	-78.8	-0.9%	Long Unwinding
16-12-2024	137025	11410700	4422.95	-60.4	1.2%	Short Build Up
13-12-2024	4900	11273675	4483.30	26.6	0.0%	Long Build Up
12-12-2024	-45500	11268775	4456.75	24.0	-0.4%	Short Covering
11-12-2024	-98700	11314275	4432.75	-10.1	-0.9%	Long Unwinding
10-12-2024	-209650	11412975	4442.80	-13.8	-1.8%	Long Unwinding
09-12-2024	-220850	11622625	4456.60	4.4	-1.9%	Short Covering
06-12-2024	-76825	11843475	4452.25	-20.9	-0.6%	Long Unwinding
05-12-2024	206500	11920300	4473.20	111.2	1.8%	Long Build Up
04-12-2024	-695275	11713800	4362.05	47.6	-5.6%	Short Covering
03-12-2024	-286650	12409075	4314.45	13.3	-2.3%	Short Covering
02-12-2024	102200	12695725	4301.15	12.7	0.8%	Long Build Up
29-11-2024	75950	12593525	4288.45	41.1	0.6%	Long Build Up
28-11-2024	-1556975	12517575	4247.40	-87.8	-11.1%	Long Unwinding
27-11-2024	-28525	14074550	4335.15	-9.0	-0.2%	Long Unwinding
26-11-2024	-590975	14103075	4344.10	25.1	-4.0%	Short Covering
25-11-2024	908950	14694050	4319.00	82.9	6.6%	Long Build Up
22-11-2024	219275	13785100	4236.15	169.3	1.6%	Long Build Up
21-11-2024	-82600	13565825	4066.85	25.4	-0.6%	Short Covering
19-11-2024	215075	13648425	4041.45	22.5	1.6%	Long Build Up
18-11-2024	-364875	13433350	4018.90	-127.7	-2.6%	Long Unwinding
14-11-2024	-104825	13798225	4146.55	-19.3	-0.8%	Long Unwinding
13-11-2024	71750	13903050	4165.85	-35.2	0.5%	Short Build Up
12-11-2024	-301000	13831300	4201.05	-4.8	-2.1%	Long Unwinding
11-11-2024	-146825	14132300	4205.85	48.1	-1.0%	Short Covering
08-11-2024	151900	14279125	4157.80	-2.9	1.1%	Short Build Up
07-11-2024	-1204700	14127225	4160.75	9.3	-7.9%	Short Covering
06-11-2024	-1278550	15331925	4151.45	170.1	-7.7%	Short Covering
05-11-2024	50400	16610475	3981.35	-4.4	0.3%	Short Build Up
04-11-2024	-47600	16560075	3985.75	-5.3	-0.3%	Long Unwinding
01-11-2024	-6475	16607675	3991.05	18.6	0.0%	Short Covering
31-10-2024	-1060325	16614150	3972.50	-107.8	-6.0%	Long Unwinding
30-10-2024	-131600	17674475	4080.30	-0.4	-0.7%	Long Unwinding
29-10-2024	213150	17806075	4080.70	-8.3	1.2%	Short Build Up

SYMBOL INFY						
Row Labels	Chg OI	TOTAL OI	CM Price	Diff	% Chg OI	Intreption
19-12-2024	337600	45218000	1950.50	-29.7	0.8%	Short Build Up
18-12-2024	-238000	44880400	1980.15	-3.0	-0.5%	Long Unwinding
17-12-2024	-507200	45118400	1983.20	-2.5	-1.1%	Long Unwinding
16-12-2024	-636400	45625600	1985.65	-16.4	-1.4%	Long Unwinding
13-12-2024	196400	46262000	2002.05	10.1	0.4%	Long Build Up
12-12-2024	-1289600	46065600	1992.00	13.8	-2.7%	Short Covering
11-12-2024	101600	47355200	1978.20	25.1	0.2%	Long Build Up
10-12-2024	162800	47253600	1953.15	20.2	0.3%	Long Build Up
09-12-2024	140800	47090800	1932.95	6.3	0.3%	Long Build Up
06-12-2024	-140400	46950000	1926.70	-12.5	-0.3%	Long Unwinding
05-12-2024	408800	47090400	1939.20	42.8	0.9%	Long Build Up
04-12-2024	-430400	46681600	1896.40	-0.6	-0.9%	Long Unwinding
03-12-2024	-1137600	47112000	1897.05	9.0	-2.4%	Short Covering
02-12-2024	-229200	48249600	1888.00	18.1	-0.5%	Short Covering
29-11-2024	618400	48478800	1869.95	12.0	1.3%	Long Build Up
28-11-2024	-474400	47860400	1857.95	-67.1	-1.0%	Long Unwinding
27-11-2024	3240800	48334800	1925.10	-0.2	7.2%	Short Build Up
26-11-2024	1042800	45094000	1925.30	33.3	2.4%	Long Build Up
25-11-2024	1450000	44051200	1892.00	-6.5	3.4%	Short Build Up
22-11-2024	777200	42601200	1898.55	66.8	1.9%	Long Build Up
21-11-2024	-1344400	41824000	1831.80	7.3	-3.1%	Short Covering
19-11-2024	-209600	43168400	1824.55	10.3	-0.5%	Short Covering
18-11-2024	-904400	43378000	1814.25	-50.4	-2.0%	Long Unwinding
14-11-2024	-834800	44282400	1864.65	-5.3	-1.9%	Long Unwinding
13-11-2024	-245600	45117200	1869.90	-0.5	-0.5%	Long Unwinding
12-11-2024	-551200	45362800	1870.45	7.6	-1.2%	Short Covering
11-11-2024	575200	45914000	1862.85	28.4	1.3%	Long Build Up
08-11-2024	18800	45338800	1834.40	27.0	0.0%	Long Build Up
07-11-2024	-46800	45320000	1807.40	-21.3	-0.1%	Long Unwinding
06-11-2024	-45600	45366800	1828.70	70.2	-0.1%	Short Covering
05-11-2024	102400	45412400	1758.55	-11.5	0.2%	Short Build Up
04-11-2024	280400	45310000	1770.00	5.3	0.6%	Long Build Up
01-11-2024	-83600	45029600	1764.75	3.5	-0.2%	Short Covering
31-10-2024	-1385600	45113200	1761.20	-43.3	-3.0%	Long Unwinding
30-10-2024	350800	46498800	1804.45	-36.3	0.8%	Short Build Up
29-10-2024	-908400	46148000	1840.80	-1.9	-1.9%	Long Unwinding



| NSE CERTIFIED TECHNICAL ANALYST | BHARAT MITNA 9960798984 | VINAY PATEL 9860843929 |

A-103, Geeta Bhavan, Anand Nagar, Near Saibaba temple, Vasai Road West- 401202 | <https://ottzindia.com> |

RELIANCE & LT OPEN INTEREST ANALYSIS

SYMBOL	RELIANCE					
Row Labels	Chg OI	TOTAL OI	CM Price	Change	% Chg OI	Intreption
19-12-2024	2495500	200950000	1235.05	-22.45	1.3%	Short Build Up
18-12-2024	-95000	198454500	1257.50	7.3	0.0%	Short Covering
17-12-2024	4307000	198549500	1250.20	-23.05	2.2%	Short Build Up
16-12-2024	2283000	194242500	1273.25	-6.05	1.2%	Short Build Up
13-12-2024	3395500	191959500	1279.30	9.35	1.8%	Long Build Up
12-12-2024	5498500	188564000	1269.95	-15.5	3.0%	Short Build Up
11-12-2024	2887000	183065500	1285.45	-6.45	1.6%	Short Build Up
10-12-2024	5935500	180178500	1291.90	-9.65	3.4%	Short Build Up
09-12-2024	2510000	174243000	1301.55	-17.25	1.5%	Short Build Up
06-12-2024	2051000	171733000	1318.80	-7.95	1.2%	Short Build Up
05-12-2024	-4507500	169682000	1326.75	11.4	-2.6%	Short Covering
04-12-2024	2802500	174189500	1315.35	-12.15	1.6%	Short Build Up
03-12-2024	-2709500	171387000	1327.50	10.45	-1.6%	Short Covering
02-12-2024	698000	174096500	1317.05	16.35	0.4%	Long Build Up
29-11-2024	-876000	173398500	1300.70	20.2	-0.5%	Short Covering
28-11-2024	-5527000	174274500	1273.30	-21.9	-3.1%	Long Unwinding
27-11-2024	2878500	179801500	1295.20	0.65	1.6%	Long Build Up
26-11-2024	390000	176923000	1294.55	5.75	0.2%	Long Build Up
25-11-2024	3227000	176533000	1288.80	21.9	1.9%	Long Build Up
22-11-2024	-3322000	173306000	1266.90	42.45	-1.9%	Short Covering
21-11-2024	2330000	176628000	1224.45	-20.65	1.3%	Short Build Up
19-11-2024	2208000	174298000	1245.10	-19.25	1.3%	Short Build Up
18-11-2024	1527500	172090000	1264.35	-7.35	0.9%	Short Build Up
14-11-2024	-1035000	170562500	1271.70	14.95	-0.6%	Short Covering
13-11-2024	781500	171597500	1256.75	-20.75	0.5%	Short Build Up
12-11-2024	794500	170816000	1277.50	-1.1	0.5%	Short Build Up
11-11-2024	1075500	170047000	1278.60	-9.85	0.6%	Short Build Up
08-11-2024	6463000	168971500	1288.45	-24.6	4.0%	Short Build Up
07-11-2024	2672000	162508500	1313.05	-16.65	1.7%	Short Build Up
06-11-2024	-205500	159836500	1329.70	16.5	-0.1%	Short Covering
05-11-2024	-260000	160042000	1313.20	4.6	-0.2%	Short Covering
04-11-2024	2573500	160302000	1308.60	-33.05	1.6%	Short Build Up
01-11-2024	-492000	157728500	1341.65	2.9	-0.3%	Short Covering
31-10-2024	-7772000	158220500	1330.95	-12.25	-4.7%	Long Unwinding
30-10-2024	850500	165992500	1343.20	3.4	0.5%	Long Build Up
29-10-2024	139000	165142000	1339.80	5.05	0.1%	Long Build Up

SYMBOL	LT					
Row Labels	Chg OI	TOTAL OI	CM Price	Change	% Chg OI	Intreption
19-12-2024	-424350	15943650	3718.10	-41.1	-2.6%	Long Unwinding
18-12-2024	-450900	16368000	3759.20	-61.25	-2.7%	Long Unwinding
17-12-2024	-103950	16818900	3820.45	-68.35	-0.6%	Long Unwinding
16-12-2024	117750	16922850	3888.80	-3.7	0.7%	Short Build Up
13-12-2024	386550	16805100	3892.50	17.9	2.4%	Long Build Up
12-12-2024	-161100	16418550	3874.60	-55.15	-1.0%	Long Unwinding
11-12-2024	-102750	16579650	3929.75	0.55	-0.6%	Short Covering
10-12-2024	-481350	16682400	3929.20	-25.3	-2.8%	Long Unwinding
09-12-2024	-299400	17163750	3954.50	68.9	-1.7%	Short Covering
06-12-2024	673350	17463150	3885.60	42.65	4.0%	Long Build Up
05-12-2024	447750	16789800	3842.95	28.55	2.7%	Long Build Up
04-12-2024	-79650	16342050	3814.40	16.9	-0.5%	Short Covering
03-12-2024	193200	16421700	3797.50	70.8	1.2%	Long Build Up
02-12-2024	204150	16228500	3726.70	-16.8	1.3%	Short Build Up
29-11-2024	108900	16024350	3743.50	51.45	0.7%	Long Build Up
28-11-2024	-976500	15915450	3665.70	-36.7	-5.8%	Long Unwinding
27-11-2024	403050	16891950	3702.40	-3.05	2.4%	Short Build Up
26-11-2024	-384150	16488900	3705.45	-49.85	-2.3%	Long Unwinding
25-11-2024	989550	16873050	3755.30	147.5	6.2%	Long Build Up
22-11-2024	-110700	15883500	3607.80	128.55	-0.7%	Short Covering
21-11-2024	22500	15994200	3479.25	-35.4	0.1%	Short Build Up
19-11-2024	2100	15971700	3514.65	-26.7	0.0%	Short Build Up
18-11-2024	-298050	15969600	3541.35	6.85	-1.8%	Short Covering
14-11-2024	-84300	16267650	3534.50	-25.1	-0.5%	Long Unwinding
13-11-2024	-46050	16351950	3559.60	-36.2	-0.3%	Long Unwinding
12-11-2024	-320100	16398000	3595.80	-39.9	-1.9%	Long Unwinding
11-11-2024	-176250	16719150	3635.70	-30.35	-1.0%	Long Unwinding
08-11-2024	-234000	16895400	3666.05	10.75	-1.4%	Short Covering
07-11-2024	-2100	17129400	3655.30	-0.8	0.0%	Long Unwinding
06-11-2024	-17400	17131500	3656.10	72.25	-0.1%	Short Covering
05-11-2024	-60450	17148900	3583.85	-2.2	-0.4%	Long Unwinding
04-11-2024	-647400	17209350	3586.05	-52.25	-3.6%	Long Unwinding
01-11-2024	-10650	17856750	3638.30	-8.4	-0.1%	Long Unwinding
31-10-2024	-1342500	17867400	3633.95	219.9	-7.0%	Short Covering
30-10-2024	-372600	19209900	3414.05	29.3	-1.9%	Short Covering
29-10-2024	243300	19582500	3384.75	33.85	1.3%	Long Build Up



| NSE CERTIFIED TECHNICAL ANALYST | BHARAT MITNA 9960798984 | VINAY PATEL 9860843929 |

A-103, Geeta Bhavan, Anand Nagar, Near Saibaba temple, Vasai Road West- 401202 | <https://ottzindia.com> |

Thank You!

This report is solely made for Learning purpose only.

Please contact your financial advisor before taking position in market