



NON-VERBAL PICTURE BOOK PLACES

Make-A-Wish®

WHAT IS THIS?

This picture book is a resource to help a wish child share his or her interests during the wish process. This book can be used when the wish child may have difficulty verbalizing the wish, but can indicate choices through finger pointing, eye gazing, etc.

HOW DO VOLUNTEERS USE THIS?

First, spend some time reviewing the Communication Profiles provided by the family and members of the professional support team who work with the child, if applicable. These profiles will give your wish granting team insight into the child's communication style, situations and behaviors exhibited by various emotions, and the child's preferences in various stimuli.

It is recommended that the book be located near the child in a position that will facilitate the easiest communication. For example, if the child points, the book should be placed in front of the child toward their pointing hand (at their waist or table top level). If the child uses eye gazing, the book should face the child at a comfortable height in line with the child's vision.


As you move through each page, you may find it helpful to place a piece of paper over the entire page and slowly uncover each image. Once you've determined which, if any image, on that page the child most identifies with, move on to the next page repeating the process. Continue throughout the book until you are able to identify the child's favorite image(s) and notating the preferences in the wish forms.

Please remember, the pictures featured in the book are just ideas and should not limit the child's creativity or ability to indicate alternate likes.


MODES





MODES



LOCATION



LOCATION



Make-A-Wish®