


Safe and reliable:

Suspension and installation systems from OWA

OWAlifetime collection

OWA



In this brochure, you will find all systems and accessories of our OWAlifetime collection. The illustrations, technical features, functions and other information have been compiled to the best of our knowledge and are up to date. Nevertheless, it is only possible to portray the most important information here. The information is to be regarded as general and cannot be carried over to the individual case. Therefore, we recommend to contact our experts at OWAconsult® for specific advice. Competent consultants are available there for further questions.

All the illustrations given here may differ in reality and are therefore to be regarded as similar. Please make your final product decision based on an original sample.

We reserve the right to make technical changes to all products. Furthermore, our general terms of sale, delivery and payment apply.

When a new edition appears, this edition loses its validity.

No responsibility is taken for the correctness of this information.

OWAconsult®



tel +49 93 73.2 01-2 22
fax +49 93 73.2 01-1 11
info@owaconsult.de
www.owaconsult.de

Content

General information	5
---------------------------	---

Exposed systems

System S 3 exposed, demountable	6
System S 3 cliq exposed, demountable	7
System S 3 bws ball impact resistant, exposed	8
System S 3e exposed, demountable, increased corrosion protection	9
System S 3a exposed, demountable	10
System S 3a cliq exposed, demountable	11
System S 15 cliq exposed, demountable	12
System S 15a cliq exposed, demountable	13
System S 15b OWAline exposed, demountable	14

Concealed systems

System S 1 concealed	15
System S 9a concealed, demountable	16
System S 9b concealed, demountable	17
System S 2a semi-concealed, demountable	18
System S 2b semi-concealed, demountable	19
System S 2p semi-concealed, demountable	20
System S 19 Teccor concealed with shadow gap, demountable	21

Bandraster systems

System S 18p parallel grid, demountable	22
System S 18k cross grid, demountable	23
System S 18d Bandura, demountable	24

Clear spanning system

System S 6 clear spanning	25
-----------------------------------	----

System accessories

Wall perimeter	26
Flexible profiles	27
Coloured profiles	28
Hanger	29
Decoration hanger	30
Fixing systems	31
Other accessories	32
Installation tools	34
Clear grid	35
Standard light fixtures	36

OWAconstruct® index	37
---------------------------	----



Ceiling design with OWAconstruct®

You will find a great variety of our systems and accessories on the following OWAconstruct® pages with which you can combine our OWAacoustic® tiles. The different systems significantly influence the appearance of the ceiling area and are therefore a decisive design element. You can, for example, choose between a wide variety of types of exposed and (semi)concealed systems. They can be combined together and different fixtures such as light sources, cooling elements and much more can be added. On the following pages you can find out which of your ideas can be realised technically. You can also give us a call.

Experienced in ceilings - no one can mimic us

More than 50 years of ceiling experience form the background for the quality and functional reliability that we deliver with all our products. Naturally, this also applies to our suspension and installation systems. Our OWAconstruct® programme is made up of more than 7000 construction elements. In any case, it is enough to be able to offer you a quick and cost-effective solution for any installation situation. In addition, did you know that we represent the most extensive construction and accessories programme - with coloured profiles, wide span profiles, lights, light grids etc.?

We also have the right thing for you. For special solutions please contact us.

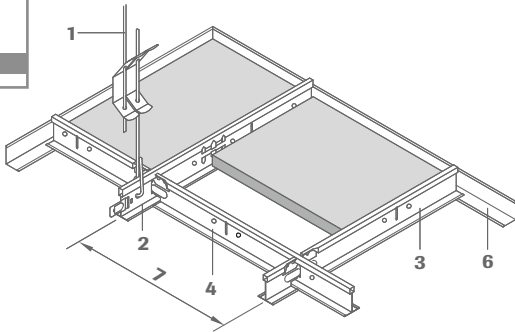
Safety with OWAconstruct®

By choosing our suspension and installation systems, you have high certainty and reliability on your side. We have respective test certificates available to confirm this, for suspension systems as well as fire resistance in connection with our OWAacoustic® mineral tiles.

This catalogue shall give you you a quick overview of the different systems and accessories of our OWAlifetime collection. If you need further information, please ask for the respective brochure or inform yourself at www.owa-ceilings.com.

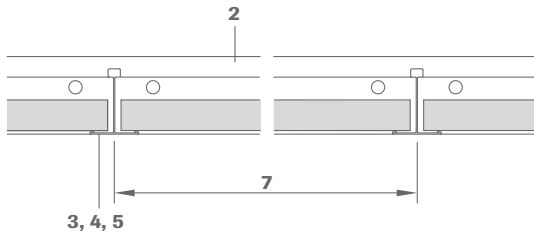


System S 3 | exposed, demountable



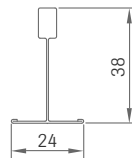
- 1 Hanger no. 12/.../...
- 2 Main tee no. 45, slots at 100 mm, 152.4 mm or 156.25 mm
- 3 Cross tee no. 46
- 4 Cross tee no. 47
- 5 Cross tee no. 48
- 6 Wall angle no. 50G
- 7 Module distance

Section:

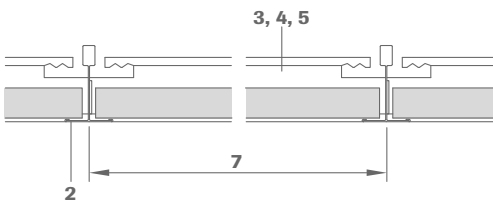


Section dimensions:

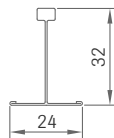
No. 45



Cross-section:



No. 46, 47, 48



Technical data | mineral tiles

Dimensions

600 x 600 mm, 610 x 610 mm, 625 x 625 mm, 1200 x 600 mm, 1220 x 610 mm, 1250 x 625 mm
width: 300 mm, 312.5 mm, 400 mm | length: 1200 mm, 1250 mm, 2000 mm*, 2500 mm*

Availability depending on surface. Other sizes available on request. Subject to minimum quantities and surcharges.

See OWAlifetime collection price list.

* only conditionally demountable

Edge detail

3

Thickness

15 mm and 20 mm nom. (OWAcoustic® premium)

Also suitable for OWAcoustic smart and OWAdeco (technical data on request).

Reaction to fire

A2-s1,d0 in accordance with EN 13501-1

Resistance to fire

See OWA-brochure no. 9500 eu e

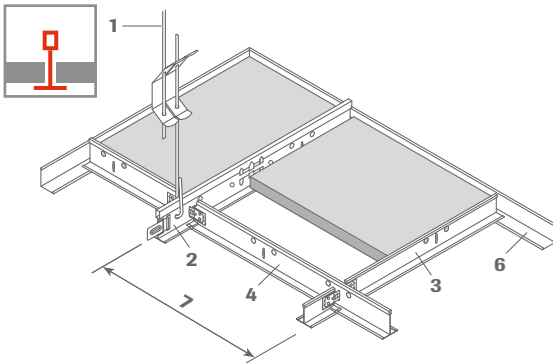
Metal suspension

All metal components listed are galvanized steel. For further details and colours please consult OWAlifetime collection price list.

Suspension depth

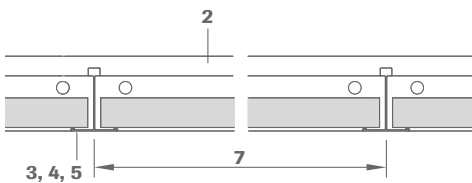
75 - 100 mm (depending on the existing structural ceiling)
for ease of panel removal 120 mm is recommended

System S 3 cliq | exposed, demountable

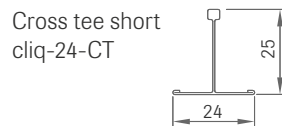
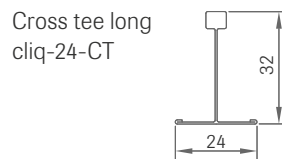
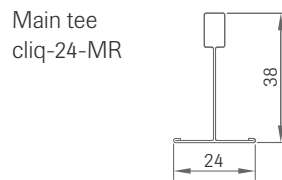


- 1 Hanger no. 12/.../...
- 2 Main tee cliq-24-MR, slots at 100 mm, 152.4 mm or 156.25 mm
- 3 Cross tee short cliq-24-CT, length: 600 mm, 610 mm or 625 mm
- 4 Cross tee long cliq-24-CT, length: 1200 mm, 1220 mm or 1250 mm
- 5 Cross tee short cliq-24-CT, length: 300 mm, 312.5 mm or 400 mm
- 6 Wall angle no. 50G
- 7 Module distance

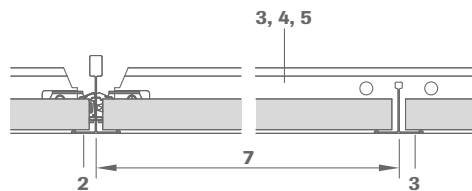
Section:



Section dimensions:



Cross-section:



Technical data | mineral tiles

Dimensions

600 x 600 mm, 610 x 610 mm, 625 x 625 mm, 1200 x 600 mm, 1220 x 610 mm, 1250 x 625 mm
widths: 300 mm, 312.5 mm, 400 mm | lengths: 1200 mm, 1250 mm
Subject to minimum quantities and surcharges. See OWAlifetime collection price list.

Edge detail

3

Thickness

15 mm and 20 mm nom. (OWAcoustic® premium)
Also suitable for OWAcoustic smart

Reaction to fire

A2-s1,d0 in accordance with EN 13501-1

Resistance to fire

See OWA-brochure no. 9500 eu e

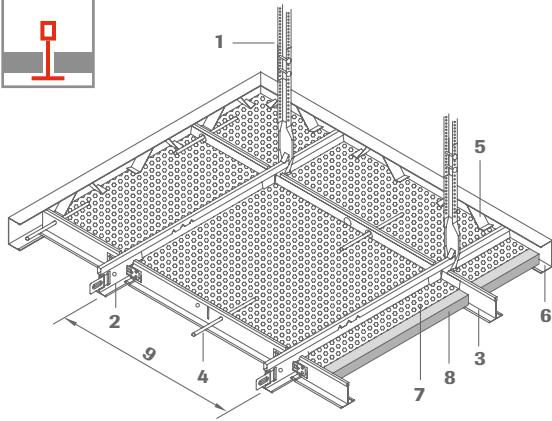
Metal suspension

All metal components listed are galvanized steel or white coated galvanized steel respectively.
For further details and colours please consult OWAlifetime collection price list.

Suspension depth

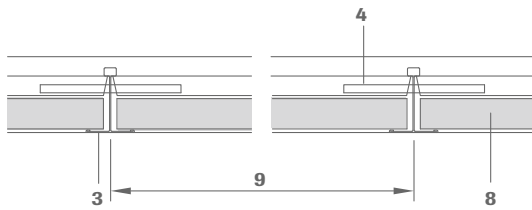
75 - 100 mm (depending on the existing structural ceiling)
for ease of panel removal 120 mm is recommended.

System S 3 bws | ball impact resistant, exposed



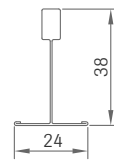
- 1 Nonius hanger no. 17/45 and extension no. 16/..., distance ≤ 1250 mm, 2 safety pins no. 76 or 2 nails no. 78
- 2 Main tee cliq-24-MR, distance ≤ 625 mm
- 3 Cross tee cliq-24-CT-bws
- 4 Suspension rod no. 14/12/2
- 5 Wall spring clip no. 5210, every ≤ 312.5 mm
- 6 Wall angle no. 57
- 7 Perforated metal tile for grid
600 x 600 mm – no. 5314X00001FF
625 x 625 mm – no. 5314X00001GG
1200 x 600 mm – no. 5314X00001KF
1250 x 625 mm – no. 5314X00001LG
- 8 OWAacoustic premium tile
- 9 Module distance

Section:

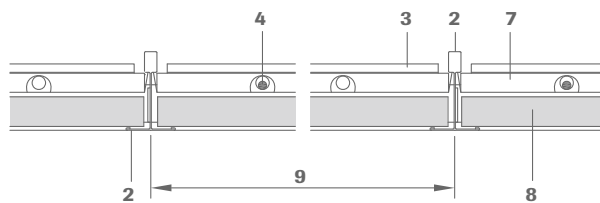


Section dimensions:


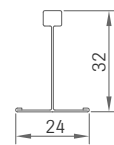
Main tee cliq-24-MR



Cross-section:



Cross tee cliq-24-CT-bws



Technical data | mineral tiles

Dimensions

600 x 600 mm, 625 x 625 mm, 1200 x 600 mm, 1250 x 625 mm

Designs

Constellation, Bolero, Cosmos/N, Sinfonia

Edge detail

3

Thickness

15 mm nom. (OWAacoustic® premium)

Reaction to fire

A2-s1,d0 in accordance with EN 13501-1

Resistance to fire

On request

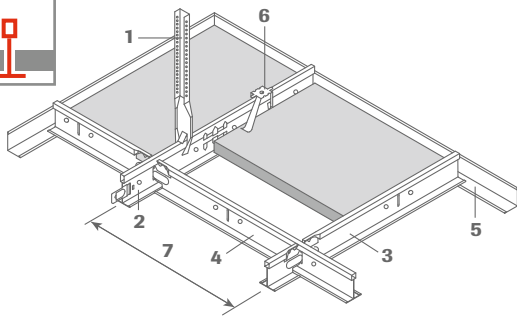
Metal suspension

All metal components listed are galvanized steel or white coated galvanized steel respectively, **only** OWAcliq system suitable. For further details and colours please consult OWAlifetime collection price list.

Suspension depth

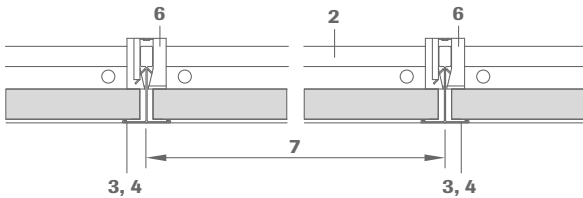
For ease of panel installation ≥ 230 mm is recommended.

System S 3e | exposed, demountable, increased corrosion protection



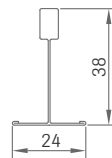
- 1 Nonius hanger no. 17/45KB
- 2 Main tee no. 45KB
- 3 Cross tee no. 46KB
- 4 Cross tee no. 47KB
- 5 Wall angle no. 50KB
- 6 Hold down clip no. 819
- 7 Module distance

Section:


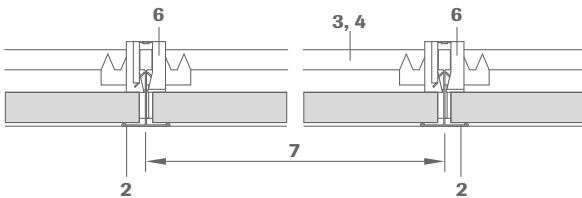


Section dimension:

No. 45KB, no. 46KB
and no. 47KB



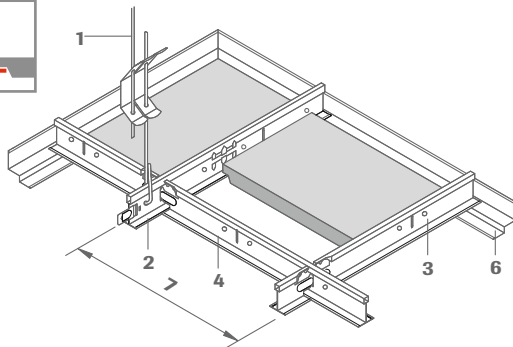
Cross-section:



Technical data | mineral tiles

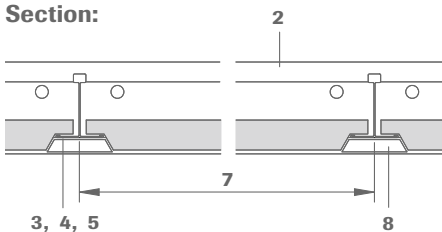
Dimensions	600 x 600 mm, 625 x 625 mm Other sizes available on request. Subject to minimum quantities and surcharges. See OWAlifetime collection price list.
Edge detail	3
Designs	Mavroc® Constellation, Mavroc® Harmony, AquaCosmos® and Ocean
Thickness	15 mm nom. (OWAcoustic® premium)
Reaction to fire	A2-s1,d0 in accordance with EN 13501-1
Resistance to fire	On request
Metal suspension	All metal parts protected against corrosion with 275 g zinc/m ² /side and given an additional 25 µm coating on both sides
Suspension depth	75 - 100 mm (depending on the existing structural ceiling) for ease of panel removal 120 mm is recommended
Corrosion protection	Class C in accordance with EN 13964

System S 3a | exposed, demountable

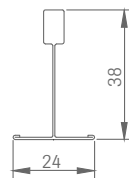


- 1 Hanger no. 12/.../...
- 2 Main tee no. 45, slots at 100 mm, 152.4 mm or 156.25 mm
- 3 Cross tee no. 46
- 4 Cross tee no. 47
- 5 Cross tee no. 48
- 6 Shadow wall angle no. 50/15G
- 7 Module distance
- 8 Contura block no. 42/24

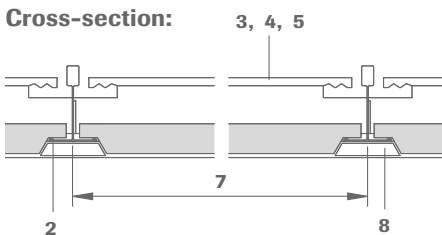
Section:




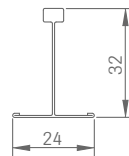
Section dimensions: No. 45



Cross-section:



No. 46, 47 and 48



Technical data | mineral tiles

Dimensions

600 x 600 mm, 610 x 610 mm, 625 x 625 mm, 1200 x 600 mm, 1220 x 610 mm, 1250 x 625 mm
Width: 300 mm, 312.5 mm, 400 mm | length: 1200 mm, 1250 mm, 1800 mm (Bolero, Sinfonia)
Other sizes available on request. Subject to minimum quantities and surcharges. See OWAlifetime collection price list.

Edge detail

6

Thickness

15 mm and 20 mm nom. (OWAcoustic® premium)
OWAcoustic smart also available on request

Reaction to fire

A2-s1,d0 in accordance with EN 13501-1

Resistance to fire

See OWA-brochure no. 9500 eu e

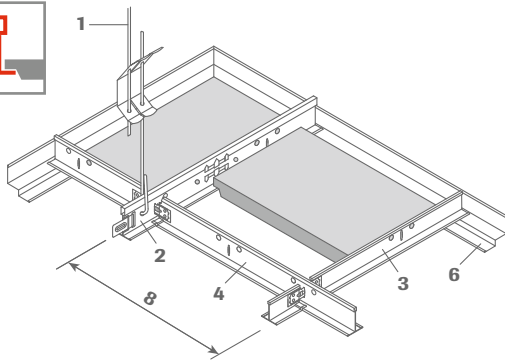
Metal suspension

All metal components listed are galvanized steel. For further details and colours please consult OWAlifetime collection price list.

Suspension depth

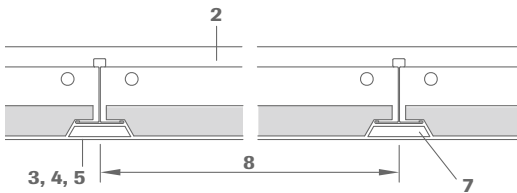
75 - 100 mm (depending on the existing structural ceiling)
for ease of panel removal 120 mm is recommended

System S 3a cliq | exposed, demountable



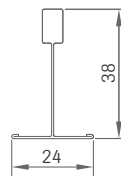
- 1 Hanger no. 12/.../...
- 2 Main tee cliq-24-MR, slots at 100 mm, 152.4 mm or 156.25 mm
- 3 Cross tee short cliq-24-CT, length: 600 mm, 610 mm or 625 mm
- 4 Cross tee long cliq-24-CT, length: 1200 mm, 1220 mm or 1250 mm
- 5 Cross tee short cliq-24-CT, length: 300 mm, 312.5 mm or 400 mm
- 6 Shadow wall angle no. 50/15G
- 7 Contura block no. 42/24
- 8 Module distance

Section:

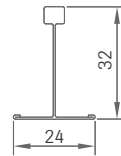


Section dimensions:

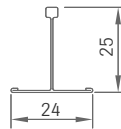
Main tee
cliq-24-MR



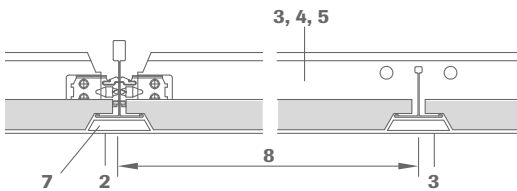
Cross tee long
cliq-24-CT



Cross tee short
cliq-24-CT



Cross-section:



Technical data | mineral tiles

Dimensions

600 x 600 mm, 610 x 610 mm, 625 x 625 mm, 1200 x 600 mm, 1220 x 610 mm, 1250 x 625 mm
widths: 300 mm, 312.5 mm, 400 mm | lengths: 1200 mm, 1250 mm, 1800 mm (Bolero, Sinfonia)
Subject to minimum quantities and surcharges. See OWAlifetime collection price list.

Edge detail

6

Thickness

15 mm and 20 mm nom. (OWAcoustic® premium)
Also suitable for OWAcoustic smart

Reaction to fire

A2-s1,d0 in accordance with EN 13501-1

Resistance to fire

See OWA-brochure no. 9500 eu e

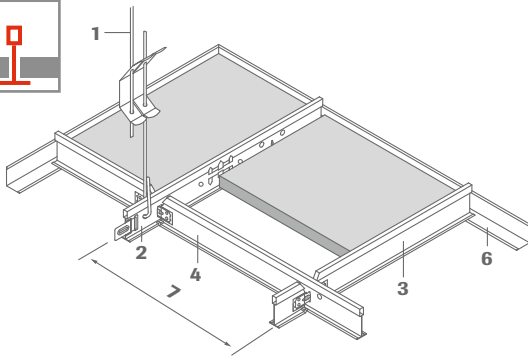
Metal suspension

All metal components listed are galvanized steel or white coated galvanized steel respectively.
For further details and colours please consult OWAlifetime collection price list.

Suspension depth

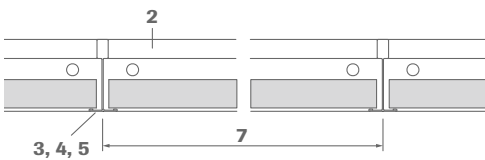
75 - 100 mm (depending on the existing structural ceiling)
for ease of panel removal 120 mm is recommended.

System S 15 cliq | exposed, demountable



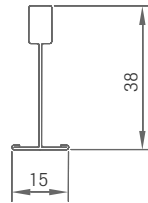
- 1 Hanger no. 12/.../...
- 2 Main tee cliq-15-MR, slots at 100 mm, 152.4 mm or 156.25 mm
- 3 Cross tee cliq-15-CT short, length: 600 mm, 610 mm or 625 mm
- 4 Cross tee cliq-15-CT long, length: 1200 mm, 1220 mm or 1250 mm
- 5 Cross tee cliq-15-CT short, length: 300 mm, 312.5 mm or 400 mm
- 6 Wall angle no. 50G
- 7 Module distance

Section:

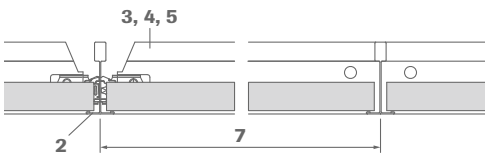


Section dimension:

cliq-15-MR and
cliq-15-CT



Cross-section:



Technical data | mineral tiles

Dimensions

600 x 600 mm, 610 x 610 mm, 625 x 625 mm, 1200 x 600 mm, 1220 x 610 mm, 1250 x 625 mm
widths: 300 mm, 312.5 mm, 400 mm | lengths: 1200 mm, 1250 mm, 2000* mm, 2500* mm
Other sizes available on request. Subject to minimum quantities and surcharges. See OWAlifetime collection price list.
* only conditionally demountable

Edge detail

3

Thickness

15 mm and 20 mm nom. (OWAcoustic® premium)
OWAcoustic® smart also available on request

Reaction to fire

A2-s1,d0 in accordance with EN 13501-1

Resistance to fire

See OWA-brochure no. 9500 eu e

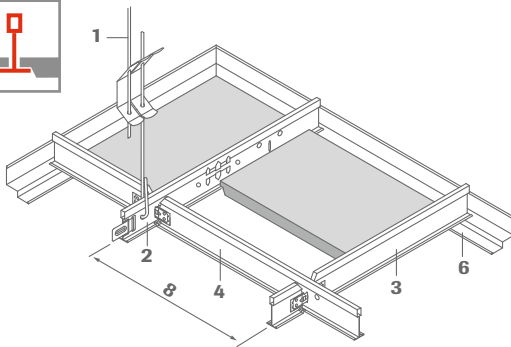
Metal suspension

All metal components listed are galvanized steel. For further details and colours please consult OWAlifetime collection price list.

Suspension depth

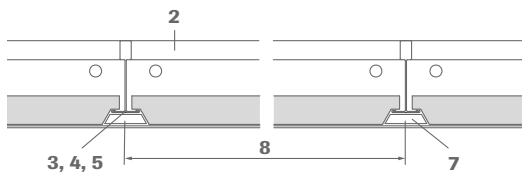
75 - 100 mm (depending on the existing structural ceiling)
for ease of panel removal 120 mm is recommended

System S 15a cliq | exposed, demountable



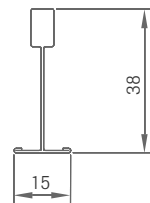
- 1 Hanger no. 12/.../...
- 2 Main tee cliq-15-MR, slots at 100 mm, 152.4 mm or 156.25 mm
- 3 Cross tee cliq-15-CT short, length: 600 mm, 610 mm or 625 mm
- 4 Cross tee cliq-15-CT long, length: 1200 mm, 1220 mm or 1250 mm
- 5 Cross tee cliq-15-CT short, length: 300 mm, 312.5 mm or 400 mm
- 6 Shadow wall angle no. 50/15G
- 7 Contura block no. 42/15
- 8 Module distance

Section:

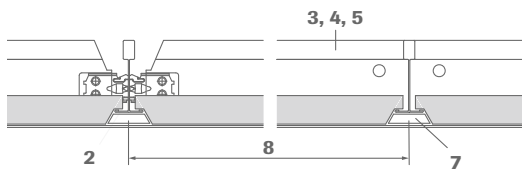


Section dimension:

cliq-15-MR and
cliq-15-CT



Cross-section:



Technical data | mineral tiles

Dimensions

600 x 600 mm, 610 x 610 mm, 625 x 625 mm, 1200 x 600 mm, 1220 x 610 mm, 1250 x 625 mm
widths: 300 mm, 312.5 mm, 400 mm | lengths: 1200 mm, 1250 mm, 2000* mm, 2500* mm
Other sizes available on request. Subject to minimum quantities and surcharges. See OWAlifetime collection price list.
* only conditionally demountable

Edge detail

15

Thickness

15 mm and 20 mm nom. (OWAcoustic® premium)

Reaction to fire

A2-s1,d0 in accordance with EN 13501-1

Resistance to fire

See OWA-brochure no. 9500 eu e

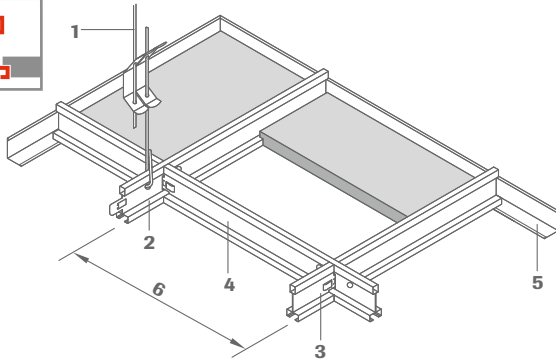
Metal suspension

All metal components listed are galvanized steel. For further details and colours please consult OWAlifetime collection price list.

Suspension depth

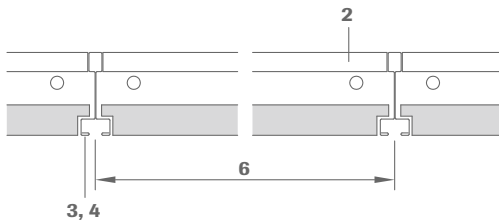
75 - 100 mm (depending on the existing structural ceiling)
for ease of panel removal 120 mm is recommended

System S 15b OWAline | exposed, demountable

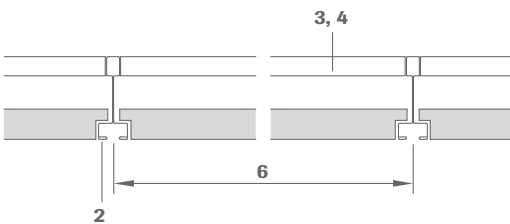


- 1 Hanger no. 12/.../...
- 2 Main tee no. 3500, slots at 600 mm, 609.6 mm or 625 mm
- 3 Cross tee no. 3512, length: 600 mm, 610 mm or 625 mm
- 4 Cross tee no. 3514, length: 1200 mm, 1220 mm or 1250 mm
- 5 Wall angle no. 50G
- 6 Module distance

Section:

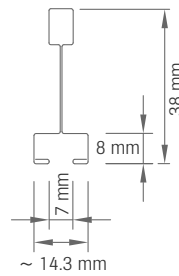


Cross-section:



Section dimension:

No. 3500, 3512 and 3514



Technical data | mineral tiles

Dimensions

600 x 600 mm, 610 x 610 mm, 625 x 625 mm

Other sizes available on request. Subject to minimum quantities and surcharges. See OWAlifetime collection price list.

Edge detail

15b

Thickness

15 mm and 20 mm nom. (OWAcoustic® premium)

Reaction to fire

A2-s1,d0 in accordance with EN 13501-1

Resistance to fire

See OWA-brochure no. 9500 eu e

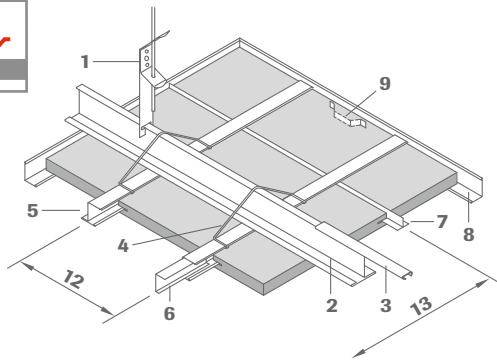
Metal suspension

All metal components listed are galvanized steel or white coated galvanized steel respectively with black or white shadow gap.

Suspension depth

75 – 100 mm (depending on the existing structural ceiling)
for ease of panel removal 120 mm is recommended

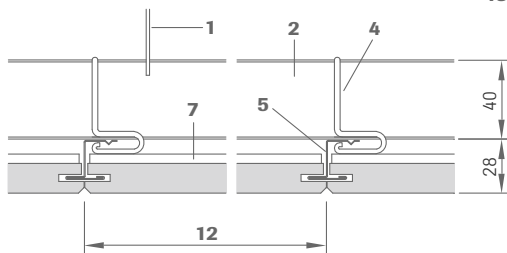
System S 1 | concealed



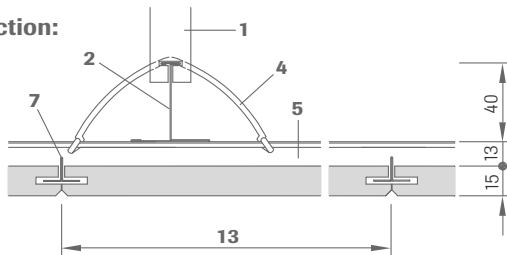
- 1 Hanger no. 12/10
- 2 Main hanger no. 70, distance ≤ 1250 mm
- 3 Connector no. 77
- 4 Spring clip no. 60
- 5 Z profile no. 20, distance ≤ 625 mm
- 6 Connector no. 25
- 7 T profile no. 23
- 8 Wall angle no. 50G
- 9 Wall spring clip no. 52
- 10 Direct fix clamp no. 62
- 11 Timber batten, distance ≤ 1250 mm
- 12 Tile width
- 13 Tile length

Suspended construction

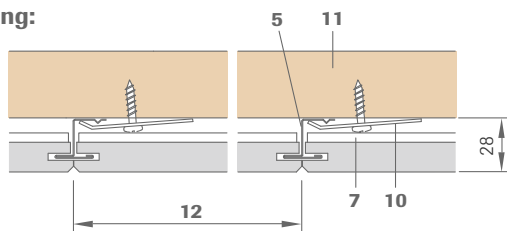
Section:



Cross-section:



Direct fixing:



Technical data | mineral tiles

Dimensions

600 x 600 mm, 625 x 625 mm
Width: 300 mm, 312.5 mm, 400 mm | length: 1200 mm, 1250 mm, 2000 mm, 2500 mm

Edge detail



Thickness

15 mm and 20 mm nom. (OWAcoustic® premium)

Reaction to fire

A2-s1,d0 in accordance with EN 13501-1

Resistance to fire

See OWA-brochure no. 9500 eu e

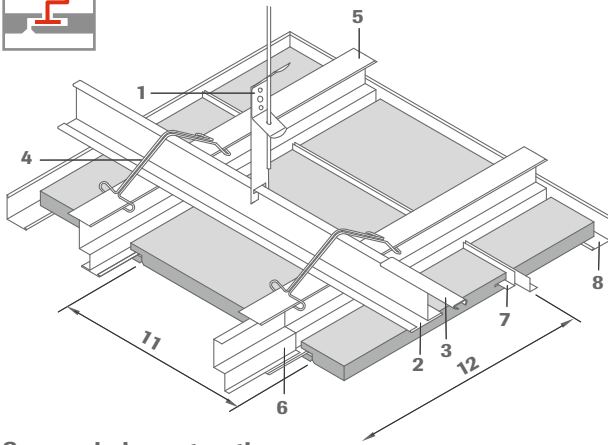
Metal suspension

All metal components listed are galvanized steel. For further details and colours please consult OWAlifetime collection price list.

Suspension depth

Suspended construction 115 - 140 mm using hanger no. 09/10, no. 09/5 and no. 76 (depending on the existing structural ceiling)
direct fixing approx. 28 mm + timber batten

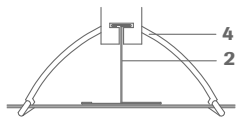
System S 9a | concealed, demountable



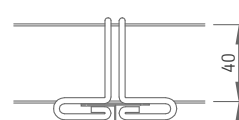
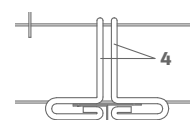
- 1 Hanger no. 12/10, distance ≤ 1250 mm
- 2 Main hanger no. 70, distance ≤ 1250 mm
- 3 Connector no. 77
- 4 Spring clip no. 60 (2 per cross joint)
- 5 Stepped Z profile no. 63, distance ≤ 625 mm
- 6 Connector no. 64
- 7 L profile no. 24 (2 per tile)
- 8 Wall angle no. 50G
- 9 Direct fix clamp no. 62 (2 per anchor point)
- 10 Timber batten, distance ≤ 1250 mm
- 11 Tile width
- 12 Tile length

Suspended construction


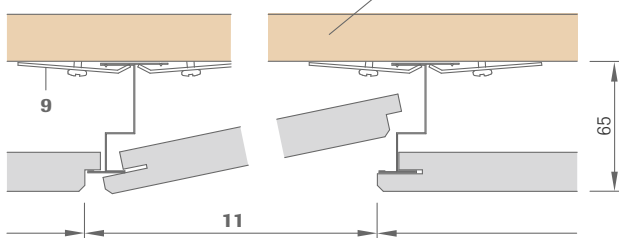
Section:



Cross-section:



Direct fixing:



Technical data | mineral tiles

Dimensions

600 x 600 mm, 610 x 610 mm, 625 x 625 mm
 widths: 300 mm, 305 mm, 312.5 mm, 400 mm | lengths: 1200 mm, 1220 mm, 1250 mm
 Widths depending on the Design surface. Other sizes available on request.
 Subject to minimum quantities and surcharges. See OWAlifetime collection price list.

Edge details

Long edge



Short edge



Thickness

20 mm nom. (OWAcoustic® premium)

Reaction to fire

A2-s1,d0 in accordance with EN 13501-1

Resistance to fire

See OWA-brochure no. 9500 eu e

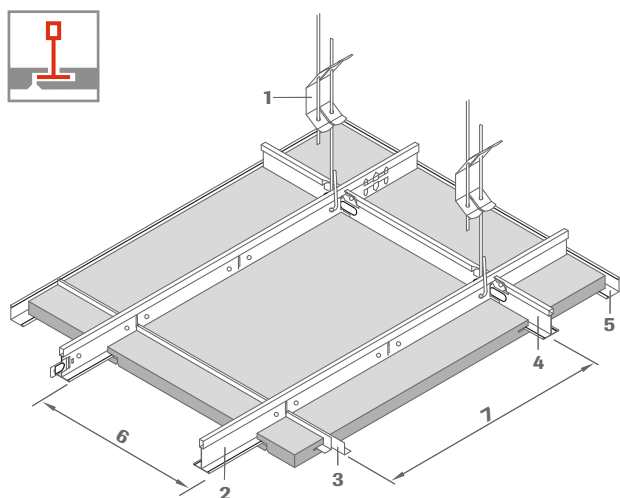
Metal suspension

All metal components listed are galvanized steel. For further details and colours please consult OWAlifetime collection price list.

Suspension depth

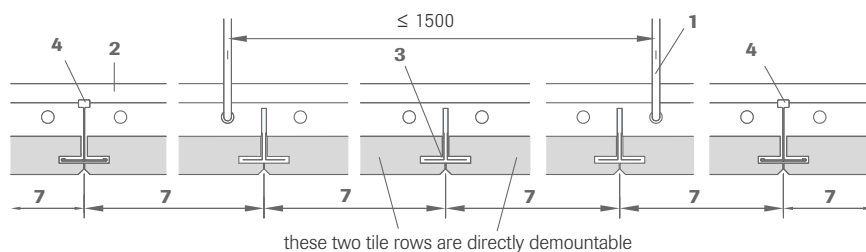
Suspended construction approx. 165 mm (depending on the existing structural ceiling)
 direct fixing approx. 65 mm + timber batten

System S 9b | concealed, demountable

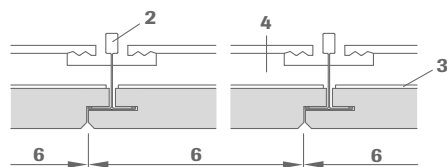


- 1 Hanger no. 12/.../2, distance ≤ 1500 mm
- 2 Main tee no. 45, distance ≤ 625 mm
- 3 L profile no. 24 (2 per tile)
- 4 Cross tee no. 46, distance ≤ 2500 mm
- 5 Wall angle no. 50G
- 6 Tile width
- 7 Tile length

Section:



Cross-section:



Technical data | mineral tiles

Dimensions

600 x 600 mm, 610 x 610 mm, 625 x 625 mm
 2 tiles directly demountable | other tiles by moving it sideways
 Other sizes available on request. Subject to minimum quantities and surcharges. See OWAlifetime collection price list.

Edge details

Long edge



Short edge



Thickness

20 mm nom. (OWAcoustic® premium)

Reaction to fire

A2-s1,d0 in accordance with EN 13501-1

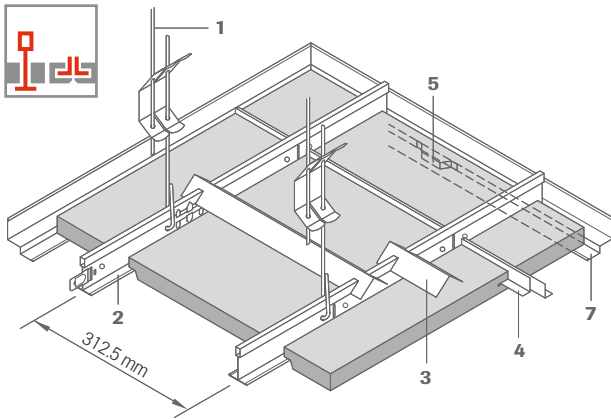
Metal suspension

All metal components listed are galvanized steel. For further details and colours please consult OWAlifetime collection price list.

Suspension depth

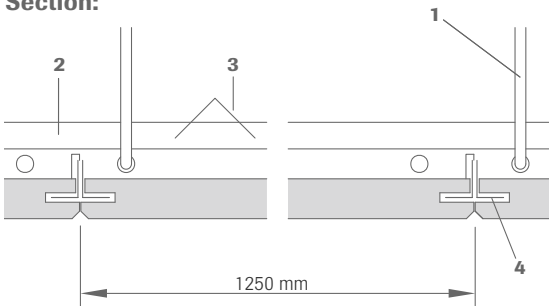
Suspended construction approx. 130 mm

System S 2a | semi-concealed, demountable

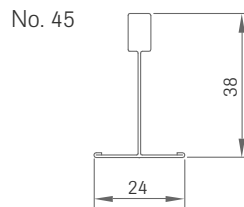


- 1 Hanger no. 12/.../...
- 2 Main tee no. 45
- 3 Stabilizer bar no. 43, for 312.5 mm module distance
- 4 L profile no. 24
- 5 Wall spring clip no. 52
- 6 Contura block no. 42/24
- 7 Shadow wall angle no. 50/15G

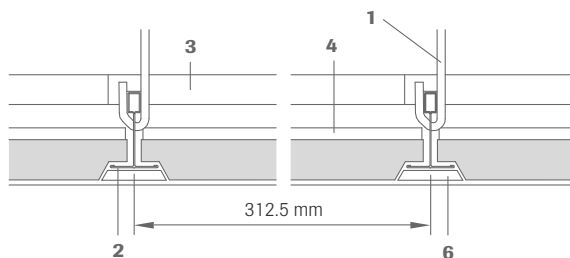
Section:



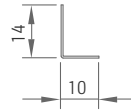
Section dimensions:



Cross-section:



No. 24



Technical data | mineral tiles

Dimensions

Width: 312.5 mm | length: 1250 mm

Other sizes available on request. Subject to minimum quantities and surcharges. See OWAlifetime collection price list.

Edge details

Long edge



Short edge



Thickness

20 mm nom. (OWAcoustic® premium)

Reaction to fire

A2-s1,d0 in accordance with EN 13501-1

Resistance to fire

On request

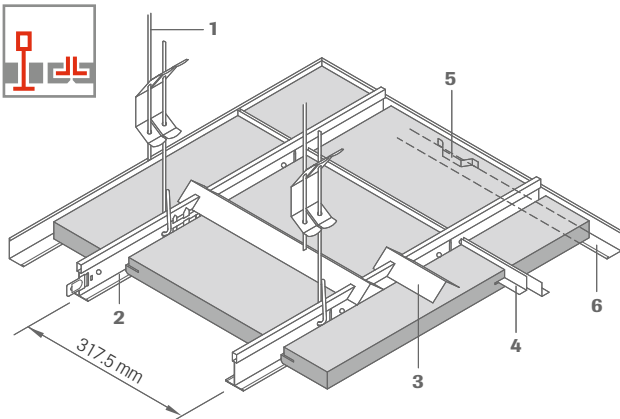
Metal suspension

All metal components listed are galvanized steel or white coated galvanized steel respectively. For further details and colours please consult OWAlifetime collection price list.

Suspension depth

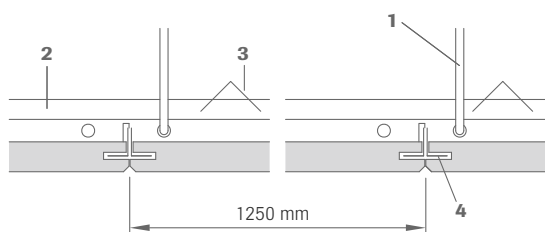
75 - 100 mm (depending on the existing structural ceiling)
for ease of panel removal 120 mm is recommended

System S 2b | semi-concealed, demountable

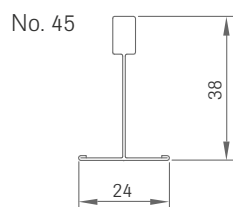


- 1 Hanger no. 12/.../...
- 2 Main tee no. 45
- 3 Stabilizer bar no. 43, for 317.5 mm module distance
- 4 L profile no. 24
- 5 Wall spring clip no. 52
- 6 Wall angle no. 50G

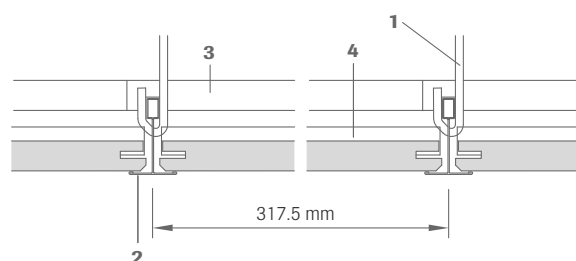
Section:



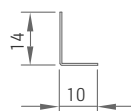
Section dimensions:



Cross-section:



No. 24



Technical data | mineral tiles

Dimensions

Width: 317.5 mm | length: 1250 mm

Other sizes available on request. Subject to minimum quantities and surcharges. See OWAlifetime collection price list.

Edge detail



Thickness

15 mm and 20 mm nom. (OWAcoustic® premium)

Reaction to fire

A2-s1,d0 in accordance with EN 13501-1

Resistance to fire

On request

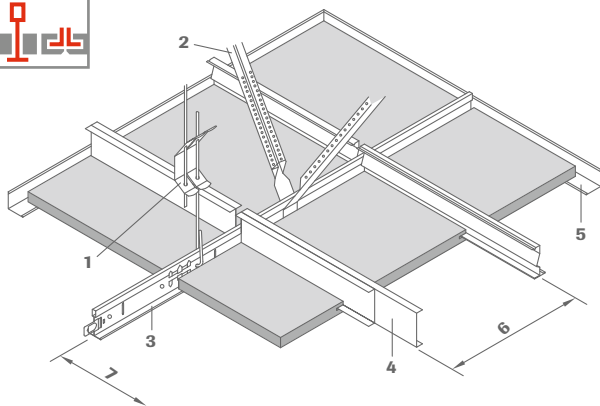
Metal suspension

All metal components listed are galvanized steel or white coated galvanized steel respectively. For further details and colours please consult OWAlifetime collection price list.

Suspension depth

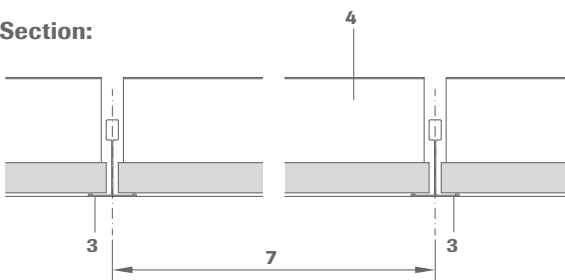
75 - 100 mm (depending on the existing structural ceiling)
for ease of panel removal 120 mm is recommended

System S 2p | semi-concealed, demountable

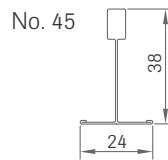


- 1 Hanger no. 12/.../...
- 2 Angle brace no. 17/80, Nonius hanger extension no. 16/... and safety pin no. 76 (double)
compulsory
- 3 Main tee no. 45
- 4 Tile reinforcement profiles, depending on span width, every 5th profile has to be fixed by a perimeter bracket
- 5 Wall angle no. 51/25
- 6 Tile support module distance
- 7 Main tee module distance, depending on tile length

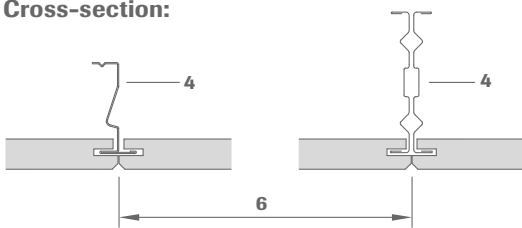
Section:



Section dimension:



Cross-section:



Technical data | mineral tiles

Dimensions

Width: 300 mm, 312.5 mm, 400 mm | length: 1200 mm, 1250 mm, 2000 mm*

* only conditionally demountable
Other sizes available on request. Subject to minimum quantities and surcharges. See OWAlifetime collection price list.

Edge details

Long edge



Short edge



Thickness

15 mm nom. (OWAacoustic® premium)

Reaction to fire

A2-s1,d0 in accordance with EN 13501-1

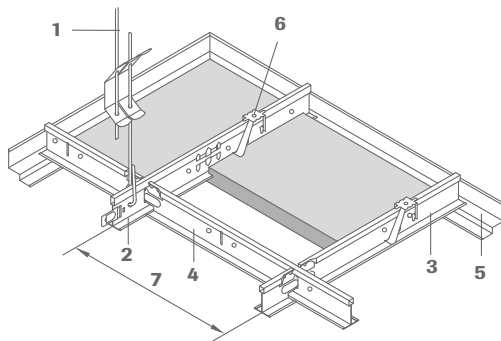
Metal suspension

All metal components listed are galvanized steel or white coated galvanized steel respectively. For further details and colours please consult OWAlifetime collection price list.

Suspension depth

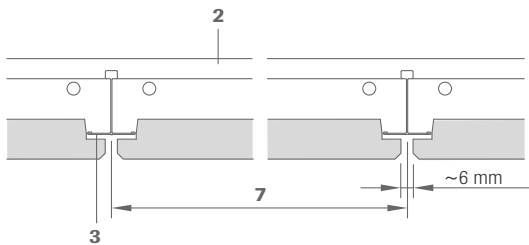
For ease of panel removal 150 mm is recommended. When suspension depth ≤ 500 mm angle brace no. 17/80 is required. When suspension depth > 500 mm reinforcement with CD sections is required. 150 mm for ease of panel removal.

System S 19 Teccor | concealed with shadow gap, demountable



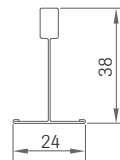
- 1 Hanger no. 12/.../...
- 2 Main tee no. 45, slots at 100 mm, 152.4 mm or 156.25 mm
- 3 Cross tee no. 46
- 4 Cross tee no. 47
- 5 Shadow wall angle no. 50/19
- 6 Hold down clip no. 819 (to fix the tile in the area of the edge 4c)
- 7 Module distance

Section:

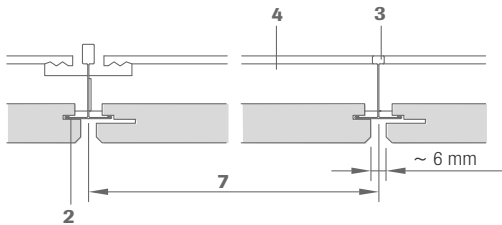


Section dimensions:


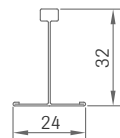
No. 45



Cross-section:



No. 46 and 47



Technical data | mineral tiles

Dimensions

600 x 600 mm, 610 x 610 mm, 625 x 625 mm, 1200 x 600 mm, 1220 x 610 mm, 1250 x 625 mm

Edge details

Long edge



Short edge



Thickness

20 mm nom. (OWAcoustic® premium)

Moisture resistance

 up to 80 % RH

Reaction to fire

A2-s1,d0 in accordance with EN 13501-1

Metal suspension

All metal components listed are galvanized steel. For further details and colours please consult OWAlifetime collection price list.

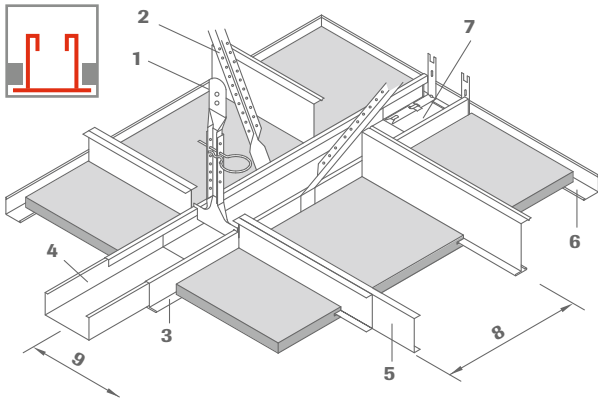
Suspension depth

75 - 100 mm (depending on the existing structural ceiling)

Classes of exposure

Class A according to table 8 EN 13964:2014

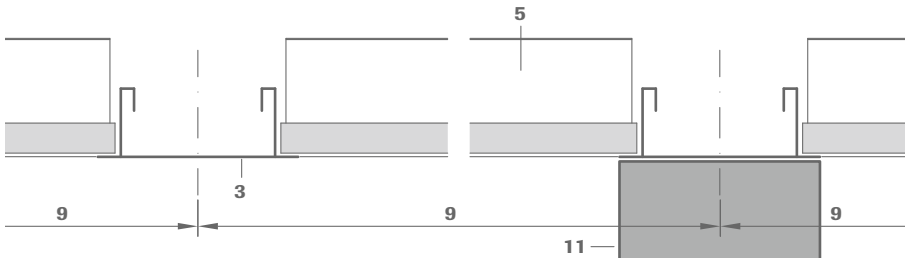
System S 18p | parallel grid, demountable



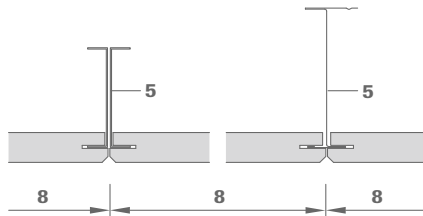
- 1 Nonius hanger no. 79/..., Nonius hanger extension no. 16/... and safety pin no. 76
- 2 Angle brace no. 17/80
- 3 Bandraster profile no. 80/...
- 4 Connector no. 82/...G
- 5 Reinforcement splines for tiles, depending on the span width
- 6 Wall angle no. 51/25 or shadow wall angle no. 50/15G or no. 50/22
- 7 Wall anchor no. 75/...G
- 8 Tile support module distance
- 9 Bandraster module distance



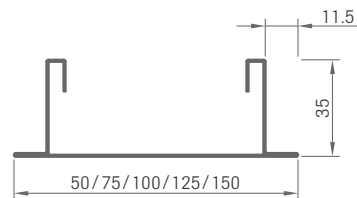
Section:







Cross-section:



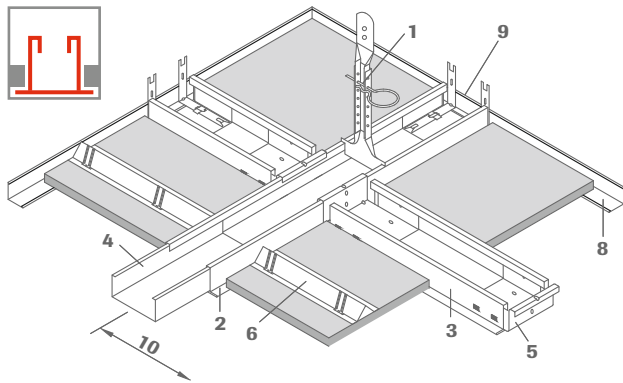
Section dimension:



Technical data | mineral tiles

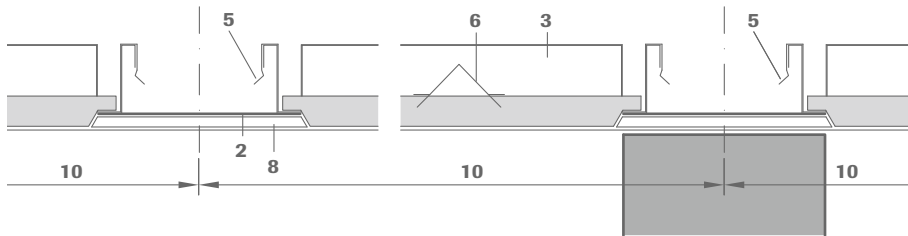
Thickness (OWAcoustic® premium)	15 mm nom.		20 mm nom.		
	Edge details	Long edge	Short edge	Long edge	Short edge
					
Dimensions	Width: 300 mm, 312.5 mm, 400 mm length: 1200 mm, 1250 mm, 2000 mm, 2500 mm		Width: 300 mm, 312.5 mm, 400 mm length: 1200 mm, 1250 mm, 1500 mm		
	Other sizes available on request. Subject to minimum quantities and surcharges. For available designs please also see OWAlifetime collection price list.				
Reaction to fire	A2-s1,d0 in accordance with EN 13501-1				
Resistance to fire	See OWA-brochure no. 9500 eu e				
Metal suspension	All metal components listed are galvanized steel. For further details and colours please consult OWAlifetime collection price list.				
Suspension depth	100 mm (depending on the existing structural ceiling) for ease of panel removal 130 mm is recommended If the suspension depth is less than 150 mm the Nonius hanger no. 79/... has to be shortened on site.				

System S 18k | cross grid, demountable

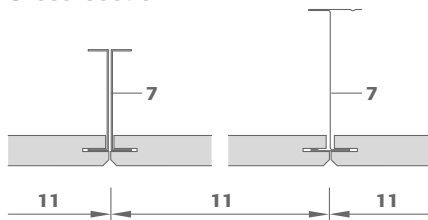


- 1 Nonius hanger no. 79/..., Nonius hanger extension no. 16/... and safety pin no. 76
- 2 Bandraster profile no. 80/...
- 3 Bandraster intermediate profile (fixed lengths on request)
- 4 Connector no. 82/...G
- 5 Cross connector no. 81/...G (must be mounted in the bandraster intermediate profile by the customer)
- 6 Reinforcing back spline no. 8040 and clip no. 8041
- 7 Tile support, depending on tile width
- 8 Wall angle no. 51/25 or shadow wall angle no. 50/15G or no. 50/22
- 9 Wall anchor no. 75/...G
- 10 Bandraster module distance
- 11 Tile support module distance

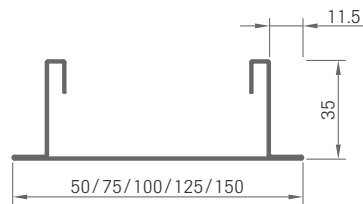
Section:



Cross-section:







Section dimension:



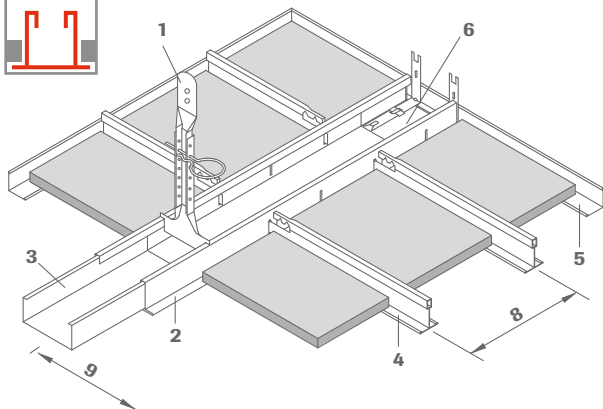
Bandraster systems

Technical data | mineral tiles

Thickness (OWAcoustic® premium)	15 mm nom.	20 mm nom.
Edge details	Long edge  1 Short edge  3	Circumferential for large sizes:  3 or  6
Dimensions	Width: 300 mm, 312.5 mm, 400 mm length: 1200 mm, 1250 mm Other sizes available on request. Subject to minimum quantities and surcharges. See OWAlifetime collection price list.	1200 x 1200 mm, 1250 x 1250 mm
Reaction to fire	A2-s1,d0 in accordance with EN 13501-1	
Resistance to fire	On request	
Metal suspension	All metal components listed are galvanized steel. For further details and colours please consult OWAlifetime collection price list.	
Suspension depth	100 mm (depending on the existing structural ceiling) for ease of panel removal 130 mm is recommended If the suspension depth is less than 150 mm the Nonius hanger no. 79/... has to be shortenend on site.	

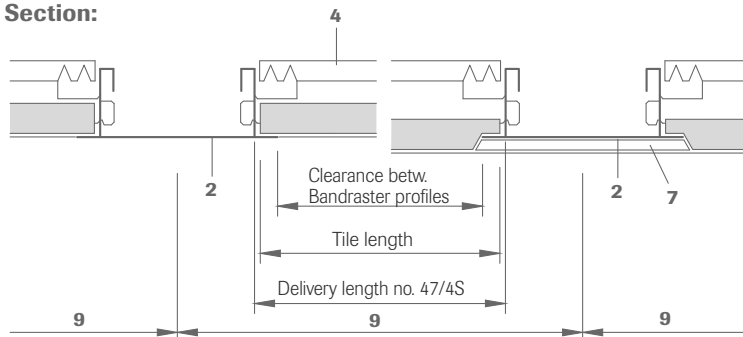
For details please consult system leaflet

System S 18d | Bandura, demountable



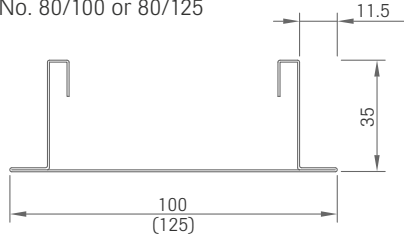
- 1 Nonius hanger no. 79/..., Nonius hanger extension no. 16/... and safety pin no. 76
- 2 Bandraster profile no. 80/..., slotted on both sides
- 3 Connector no. 82/...G
- 4 Cross tee no. 47/4S
- 5 Wall angle no. 51/25 (edge 3) and shadow wall angel no. 50/15G or no. 50/22 (edge 6)
- 6 Wall anchor no. 75/...G
- 7 Contura block no. 42/100 or no. 42/125 (edge 6) and Contura block no. 42/24 (edge 6)
- 8 Cross tee module distance
- 9 Bandraster module distance

Section:


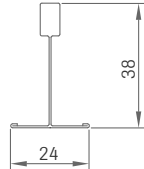


Section dimensions:

No. 80/100 or 80/125



No. 47/4S



Technical data | mineral tiles

Dimensions

1200 x 600 mm, 1250 x 625 mm

Width: 300 mm, 312.5 mm, 400 mm | length: 1200 mm, 1250 mm, 2000* mm, 2500* mm

Other sizes available on request. Subject to minimum quantities and surcharges. See OWAlifetime collection price list.
* only conditionally demountable

Edge details



Thickness

15 mm and 20 mm nom. (OWAcoustic® premium)

Reaction to fire

A2-s1,d0 in accordance with EN 13501-1

Resistance to fire

Not tested

Metal suspension

All metal components listed are galvanized steel or white coated galvanized steel respectively. For further details and colours please consult OWAlifetime collection price list.

Suspension depth

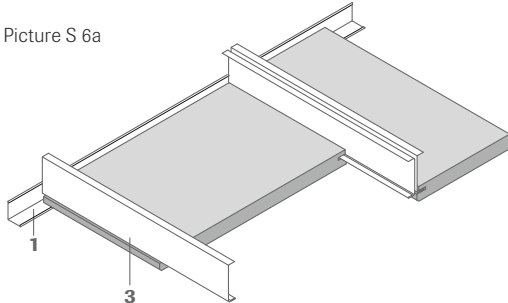
100 mm (depending on the existing structural ceiling)

For ease of panel removal 130 mm is recommended. If the suspension depth is less than 150 mm the Nonius hanger no. 79/... has to be shortened on site.

System S 6 | clear spanning



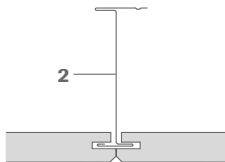
Picture S 6a



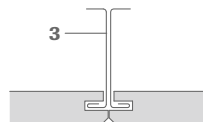
- 1 Wall angle no. 51/20, 20/50 mm, ~ 1.0 mm thickness, pre-drilled
- 2 Z profile no. 19/10
- 3 C profil no. 36 or 36/70 (2 pieces)
- 4 T profile no. 40

Cross-section:

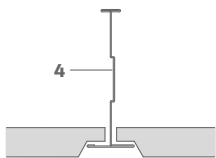
System S 6a – concealed non demountable



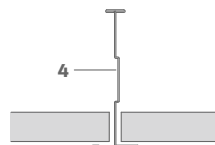
System S 6a – concealed demountable



System S 6b – Contura, exposed demountable



System S 6c – exposed demountable



Technical data | mineral tiles

Dimensions

Widths: 300 mm, 312.5 mm, 400 mm | lengths: 1200 mm, 1250 mm, 1500** mm, 2000* mm, 2500* mm

Other sizes available on request. Subject to minimum quantities and surcharges. See OWAlifetime collection price list.
* only conditionally demountable | ** depending on design

Edge details

Short edge Long edges



Thickness

15 mm nom. (OWAcoustic® premium)

Reaction to fire

A2-s1,d0 in accordance with EN 13501-1

Resistance to fire

System S 6a: certification for fire protection is available (≤ 2050 mm tile length)
Systems S 6b and S 6c have no certification

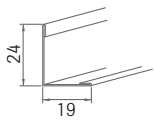
Metal suspension

All metal components listed are galvanized steel. For further details and colours please consult OWAlifetime collection price list.

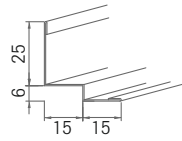
Suspension depth

S 6a: 180 - 200 mm
S 6b and S 6c: 100 - 120 mm

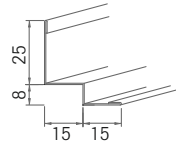
Wall perimeter



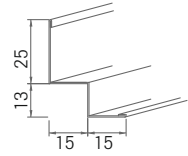
No. 50G 0.5 mm thick



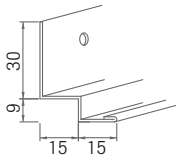
No. 50/14 0.5 mm thick



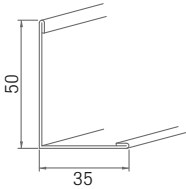
No. 50/15G 0.5 mm thick



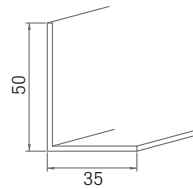
No. 50/19 0.5 mm thick



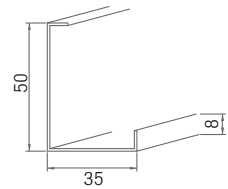
No. 50/22 1.0 mm thick, perforated



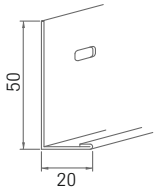
No. 51/1 1.0 mm thick



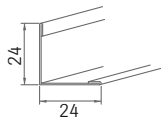
No. 51/02 2.0 mm thick



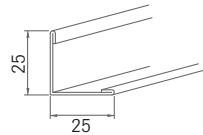
No. 51/08 1.0 mm thick



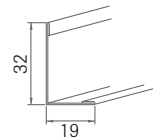
No. 51/20 1.0 mm thick, perforated



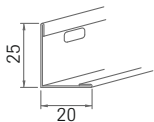
No. 51/24G 0.5 mm thick



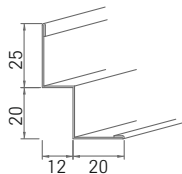
No. 51/25 1.0 mm thick



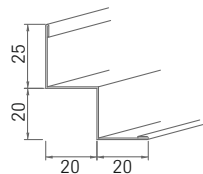
No. 51/32G 0.5 mm thick



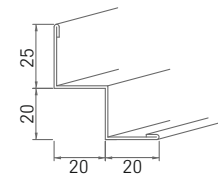
No. 53 0.6 mm thick, perforated



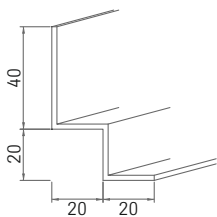
No. 56 0.6 mm thick



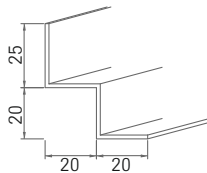
No. 56/20 0.6 mm thick



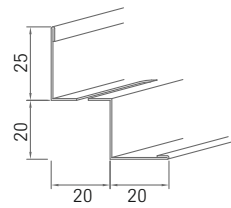
No. 56/21 1.0 mm thick



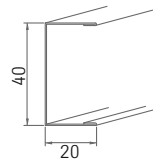
No. 56/22 2.0 mm thick



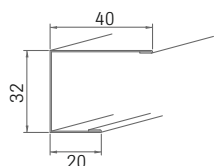
No. 56/23 1.5 mm thick



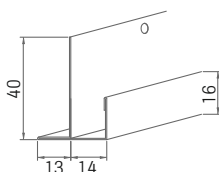
No. 56/35 0.6 mm thick (with ventilation slits)



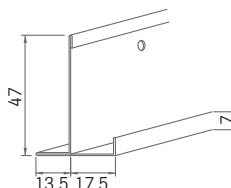
No. 57 0.5 mm thick



No. 57/10 0.6 mm thick

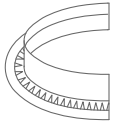


No. 8030/13 tile size 13 0.5 mm thick



No. 8030/15 tile size 15 0.6 mm thick

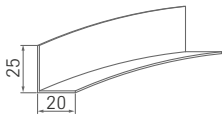
Flexible profiles



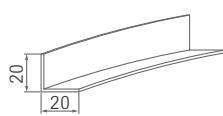
No. 1705
Flexible wall angle
(steel | PVC covered)



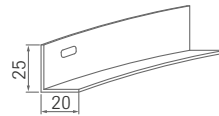
No. 8034/1
Pillar connection
(aluminium)



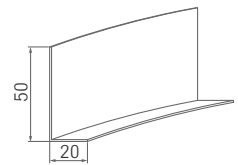
No. 50G
Wall angle
(steel)



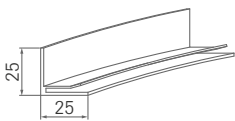
No. 50A
Wall angle
(aluminium)



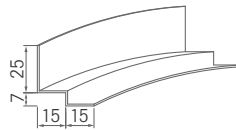
No. 53
Wall angle
(steel)



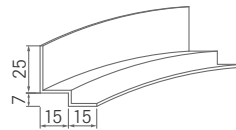
No. 51/20
Wall angle
(steel)



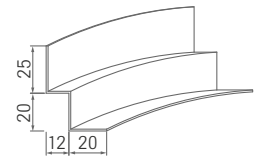
No. 50F
Wall angle for OWAtecta®
(aluminium)



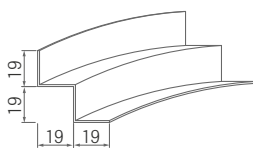
No. 50/15G
Contura wall angle
(steel)



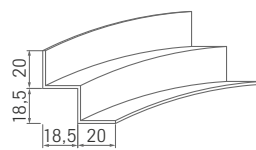
No. 50/15A
Contura wall angle
(aluminium)



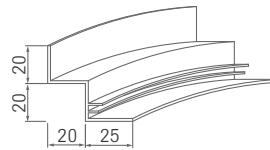
No. 56
Shadow wall angle
(steel)



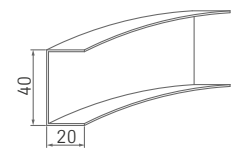
No. 56/20
Shadow wall angle
(steel)



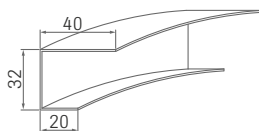
No. 56/20A
Shadow wall angle
(aluminium)



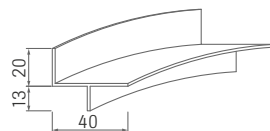
No. 56/20F
Shadow wall angle for
OWAtecta® (aluminium)



No. 57
Wall angle
(steel)



No. 57/10
Wall angle
(steel)

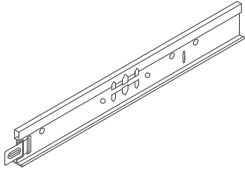


No. 57/11
Wall angle for Plaster ceilings
(aluminium)

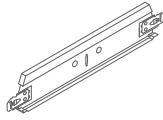
Coloured profiles

The systems given here can also be delivered in all Uni-RAL colours for a surcharge. Other colours on request.

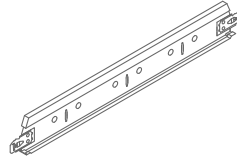
System S 3 cliq and S 15 cliq



Main tee

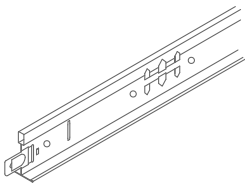


Cross tee short

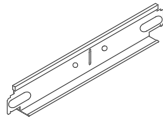


Cross tee long

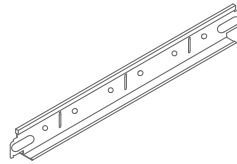
System S 3



Main tee

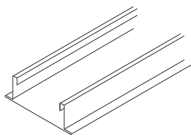


Cross tee short



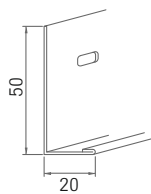
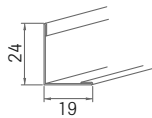
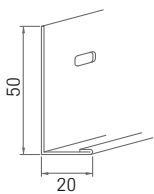
Cross tee long

System S 18d, S 18p and S 18k

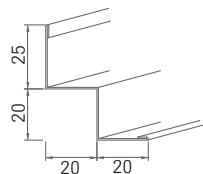
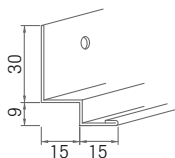
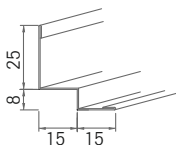


Bandraster profiles

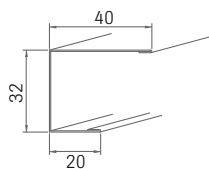
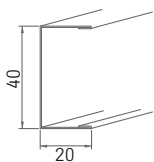
Wall perimeter L shape e. g.:



Whadow wall angles, e. g.:



C profiles, e. g.:



Hanger



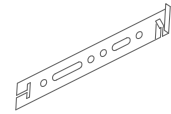
No. 09/5, no. 09/7, no. 09/11
Hanger upper element



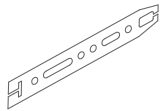
No. 09/10
Hanger lower element



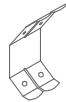
No. 09/45
Hanger lower element



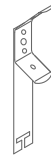
No. 10
Hanger



No. 11
Hanger



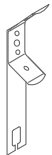
No. 12
Double tension spring



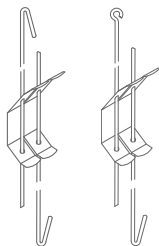
No. 12/10
Adjustable hanger



No. 12/44
Adjustable hanger click (2-parts)



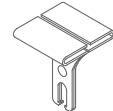
No. 12/45
Adjustable hanger



No. 12/.../1 or 2
Quick hanger with
double tension spring



No. 12/125, no. 12/250
Quick hanger with
pre-mounted hook



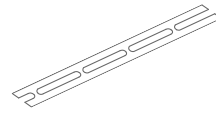
No. 90
Suspension clamp 2-parts



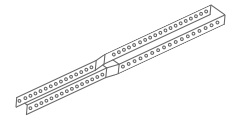
No. 14/.../1
Suspension rod



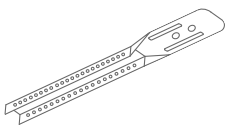
No. 14/.../2
Suspension rod



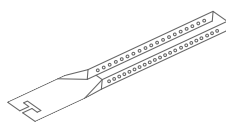
No. 15
Slit band



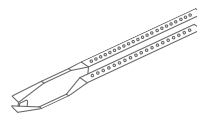
No. 16
Nonius extension



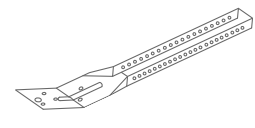
No. 16/... and no. 16/...KB
Hanger extension



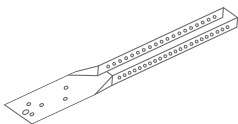
No. 17/10
Hanger



No. 17/45 and no. 17/45KB
Hanger



No. 17/80 lower element for
triangular reinforcement



No. 17/81
Nonius hanger



No. 49
Hanger for honeycomb ceiling



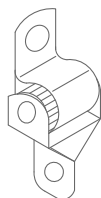
No. 49/15
Hanger



No. 76 and no. 76KB
Safety pin for Nonius hanger and
reinforcement

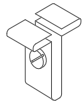


No. 78
Nails for Nonius hanger

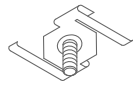


No. 8036
Vibration-dampening hanger

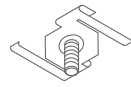
Decoration hanger



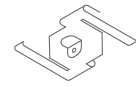
No. 94/1 screw clamp
No. 94/2 screw clamp
with screw + nut



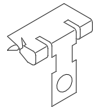
No. 95 (for 24 mm wide profiles)
No. 95/15 (for 15 mm wide profiles)
Screw clamp tempered,
with wing-nut




No. 95/30
Screw clamp white,
without wing-nut,
for 24 mm wide profiles



No. 95/20
Screw clamp white,
for 24 mm wide profiles



**No. 8013-4, no. 8013-24,
no. 8013-58**
Steel beam hanger



No. 8014/...
Suspension rod with double hook
for decorative purposes



No. 8015
Suspension clip
for decorative purposes



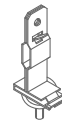
No. 8092
Plastic clip for wall angle



No. 8093
Plastic hanger clip



No. 8094
Magnetic hanger



No. 8095
Double hanger for S 3,
tempered

Fixing systems



No. 97/0
Dowel KDM-C



No. 89/4
Mounting tool SWM-SM



No. 98
Stop drill bit SDS 1



No. 97/21
Anchoring nail 6 x 40



No. 97/19
Nail anchor 6 x 35



No. 97/20
Nail anchor 6 x 50



No. 97/9
Autoclaved lightweight
concrete dowel PBD M 6 x 10




No. 89/2
Mounting tool EWP 6 x 10



No. 97/30
Riveting nut



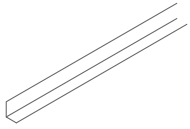
No. 97/32
Self-tapping screw



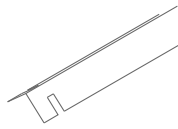
No. 89/6
Riveting nut installatin spanner

Other accessories

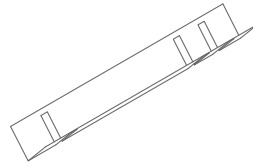
Accessories



No. 32
L profile



No. 43
Stabilizer bar



No. 43/1
Stabilizer bar



No. 44
Hold down clip



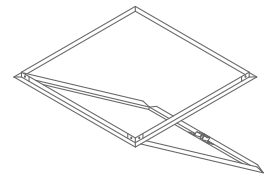
No. 819
Hold down clip



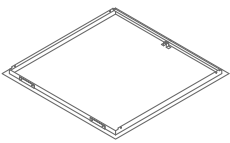
No. 91
Wood screw



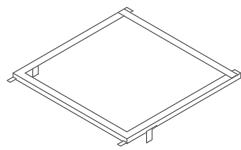
No. 8017
Connection angle



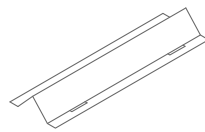
No. 8032
Inspection hatch



No. 8032-bws
Inspection hatch
(for system S 3 bws)



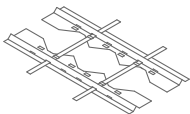
No. 8033
Replacement frame
(for system S 1)



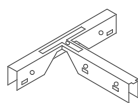
No. 8040
Reinforcing back spline



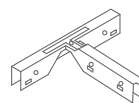
No. 8041
Clamp



**No. 8069/0, no. 8069/1,
no. 8069/2, no. 8069/3,
no. 8069/4**
Installation frame



No. 61/1
T connector



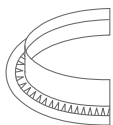
No. 61/2
T connector



No. 8900
Compression strip

Other accessories

Flexible profiles



No. 1705
Flexible wall angle

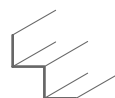
Edge profiles



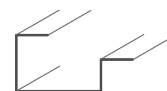
1 bending



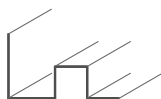
2 bendings



3 bendings

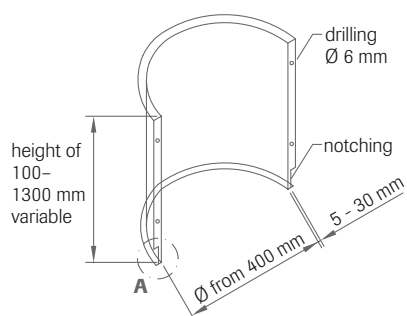


4 bendings



5 bendings

Round and curved seals



detail A

Material: steel sheet
Surface: galvanised white lacquered
two and multi-component with lining and fixation edge for the ceiling tiles

Installation tools



Odenwald craft knife



Contura plane



OWA gloves



Snips



Edge detail 1 tool



OWA repair kit



Slot cutter 45



Slot cutter cliq




Retractable chalk line



OWA-toolbox



Replacement chalk for
retractable chalk line



OWA cleaning sponge



Radius cutter



OWA profile paint




Adhesive for OWA fire box




OWAconstuct® fire
resistance kit


Clear grid




Plastic grid, no. 8063 or no. 8063/0



Parabolic mirror grid, no. 8063/1, no. 8063/3 or no. 8063/5



Aluminium grid, no. 8063/7 or no. 8063/8



Acrylic glass pane, no. 8063/9, no. 8063/10 or no. 5400

Standard light fixtures




Standard LED



Lifetime LED



OWA-Opta T5
No. 8122/3E or no. 8123/3E



OWA-Lex bws
No. 8065/1E-bws or no. 8061/1E-bws

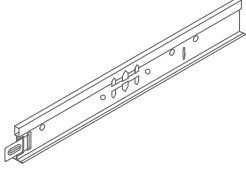
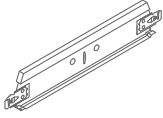
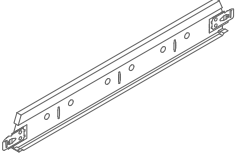
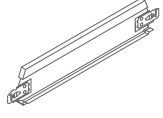
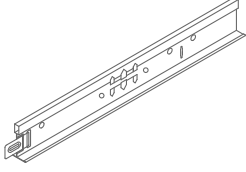
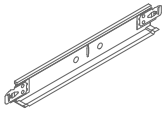
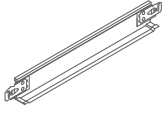
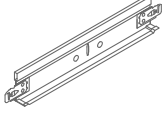
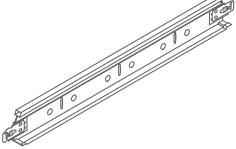


OWA-Prismat E
No. 8110/3E, no. 8110/1E, no. 8115/1E or no. 8115/3E

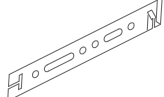


OWA-Opal E
No. 8110/4E, no. 8110/2E, no. 8115/4E or no. 8115/2E

OWAconstruct® index

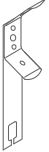
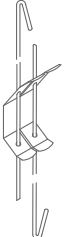




Illustration	Description	Dimension/surface	Units/pack
	cliq-15-MR Main tee 15 mm wide	Height: 38 mm lengths: 3000 mm 3048 mm 3125 mm visible side: white	20 pieces
	cliq-15-CT Cross tee short 15 mm wide, joggled	Height: 38 mm lengths: 600 mm 610 mm 625 mm visible side: white	60 pieces
	cliq-15-CT Cross tee long 15 mm wide, joggled	Height: 38 mm lengths: 1200 mm 1220 mm 1250 mm visible side: white	60 pieces
	cliq-15-CT Cross tee short 15 mm wide, joggled	Height: 38 mm lengths: 300 mm 312.5 mm 400 mm visible side: white	60 pieces 60 pieces 60 pieces
	cliq-24-MR Main tee 24 mm wide	Height: 38 mm lengths: 3600 mm 3660 mm 3750 mm visible side: white	20 pieces
	cliq-24-CT Cross tee short 24 mm wide, joggled	Height: 25 mm lengths: 600 mm 610 mm 625 mm visible side: white	60 pieces
	cliq-24-CT Cross tee short 24 mm wide, joggled	Height: 25 mm lengths: 300 mm 312.5 mm 400 mm visible side: white	60 pieces 60 pieces 60 pieces
	cliq-24-CT-bws Cross tee short 24 mm wide, joggled	Height: 32 mm lengths: 600 mm 625 mm visible side: white	60 pieces
	cliq-24-CT Cross tee long 24 mm wide, joggled	Height: 32 mm lengths: 1200 mm 1220 mm 1250 mm visible side: white	60 pieces

OWAconstruct® index

Illustration	Description	Dimension/surface	Units/pack								
	No. 09/5 L = 50 mm No. 09/7 L = 70 mm No. 09/11 L = 100 mm Hanger upper element	Suspension depths with lower element <table border="1"> <tr> <th>No. 09/10</th> <th>No. 09/45</th> </tr> <tr> <td>115 – 140 mm</td> <td>80 – 115 mm</td> </tr> <tr> <td>130 – 170 mm</td> <td>100 – 135 mm</td> </tr> <tr> <td>160 – 200 mm</td> <td>130 – 165 mm</td> </tr> </table> galvanised maximum load: 0.25 kN	No. 09/10	No. 09/45	115 – 140 mm	80 – 115 mm	130 – 170 mm	100 – 135 mm	160 – 200 mm	130 – 165 mm	Package 100 pieces Package 100 pieces Package 100 pieces
No. 09/10	No. 09/45										
115 – 140 mm	80 – 115 mm										
130 – 170 mm	100 – 135 mm										
160 – 200 mm	130 – 165 mm										
	No. 09/10 Hanger lower element for no. 70	Length: 50 mm galvanised maximum load: 0.25 kN	Package 100 pieces								
	No. 09/45 Hanger lower element for cliq-MR and no. 45	Length: 50 mm galvanised maximum load: 0.25 kN	Package 100 pieces								
	No. 09/45KB Hanger lower element for no. 45KB	Length: 50 mm galvanised maximum load: 0.25 kN corrosion resistant (KB)	Package 50 pieces								
	No. 10 Hanger for no. 19, 20, 21, 22, 69, 70	Length: 160 mm width: 25 mm galvanised – maximum load for no. 19, 20, 21, 22, 69 – 0.08 kN for no. 70 – 0.15 kN	Package 500 pieces								
	No. 11 Hanger for cliq-MR, no. 45 and no. 70	Length: 160 mm width: 25 mm galvanised maximum load: 0.15 kN	Package 250 pieces								
	No. 12 * Double tension spring for no. 14.../...	Spring steel maximum load: 0.25 kN	Package 100 pieces								
	No. 12/10 * Adjustable hanger for no. 70	Length: 110 mm width: 20 mm galvanised maximum load: 0.15 kN	Package 100 pieces								
	No. 12/44 * Adjustable hanger click for cliq-MR and no. 45	Length: 110 mm width: 20 mm galvanised maximum load: 0.25 kN incl. protective cover Attention: observe installation instruction!	Package 100 pieces								

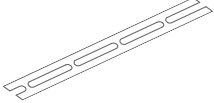
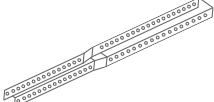
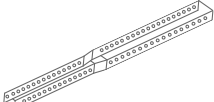
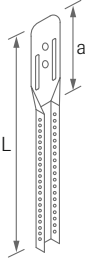
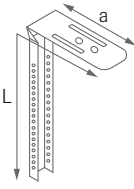
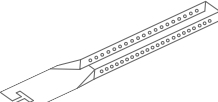
* **Attention:** A wire overhang of at least 15 mm must be maintained at the spring.

OWAconstruct® index

Illustration	Description	Dimension/surface	Units/pack
	No. 12/45 * Adjustable hanger click for cliq-MR and no. 45	Length: 110 mm width: 20 mm galvanised maximum load: 0.25 kN	Package 100 pieces
	No. 12/.../1 * Quick hanger with double tension spring, double wire, pre-mounted hook/hooks: no. 12/30/1 no. 12/60/1 no. 12/100/1 no. 12/125/1 no. 12/150/1 no. 12/175/1 no. 12/200/1	Diameter: 4 mm maximum load: 0.25 kN ranges of extension: 270 mm 570 mm 970 mm 1220 mm 1470 mm 1720 mm 1970 mm	Package 100 pieces
	No. 12/.../2 * Quick hanger with double tension spring, double wire, pre-mounted eye/hooks: no. 12/30/2 no. 12/60/2 no. 12/100/2 no. 12/125/2 no. 12/150/2 no. 12/175/2 no. 12/200/2	Diameter: 4 mm maximum load: 0.25 kN ranges of extension: 270 mm 570 mm 970 mm 1220 mm 1470 mm 1720 mm 1970 mm	Package 100 pieces
	No. 12/125 * No. 12/250 * Quick hanger with pre-mounted wire with hook for cliq-MR and no. 45	Wire length: 125 mm wire length: 250 mm diameter: 4 mm maximum load: 0.25 kN	Package 100 pieces Package 100 pieces
	No. 14/.../1 * Suspension rod for no. 12, 12/10, 12/44, 12/45, 12/125 and 12/250 no. 14/12/1 no. 14/25/1 no. 14/37/1 no. 14/50/1 no. 14/75/1 no. 14/100/1 no. 14/125/1 no. 14/150/1 no. 14/175/1 no. 14/200/1 no. 14/250/1 no. 14/300/1	galvanised diameter: 4 mm lengths: 125 mm 250 mm 375 mm 500 mm 750 mm 1000 mm 1250 mm 1500 mm 1750 mm 2000 mm 2500 mm 3000 mm	Package 100 pieces
	No. 14/.../2 * Suspension rod for no. 12, 12/10, 12/44, 12/45, 12/125 and 12/250 no. 14/12/2 no. 14/25/2 no. 14/37/2 no. 14/50/2 no. 14/75/2 no. 14/100/2 no. 14/125/2 no. 14/150/2 no. 14/175/2 no. 14/200/2 no. 14/250/2 no. 14/300/2	galvanised diameter: 4 mm lengths: 125 mm 250 mm 375 mm 500 mm 750 mm 1000 mm 1250 mm 1500 mm 1750 mm 2000 mm 2500 mm 3000 mm	Package 100 pieces

* **Attention:** A wire overhang of at least 15 mm must be maintained at the spring.

OWAconstruct® index

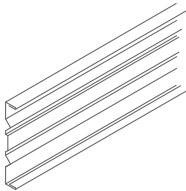
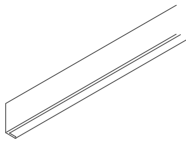
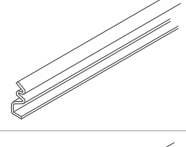
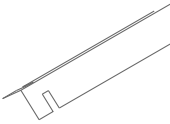
Illustration	Description	Dimension/surface	Units/pack
	No. 15 Slit band	Length: roles à 50 m width: 20 mm thickness: 1.5 mm galvanised	Role à 50 m
	No. 16 Nonius extension, intermediate element	Length: 200 mm galvanised maximum load: 0.25 kN extension max. 160 mm	Package 100 pieces
	No. 16KB Nonius extension, intermediate element	Length: 200 mm galvanised maximum load: 0.25 kN corrosion resistant (KB) extension max. 160 mm	Package 50 pieces
	No. 16/... Hanger extension (Nonius) for no. 17/..., 79/..., 09/45 and 09/10 no. 16/15 no. 16/20 no. 16/30 no. 16/40 no. 16/50 no. 16/60 no. 16/70 no. 16/80 no. 16/90 no. 16/100 no. 16/110 no. 16/120 no. 16/130 no. 16/140 no. 16/150 no. 16/160 no. 16/170 no. 16/180 no. 16/190 no. 16/200	galvanised also available in longer lengths on request to no. 16/100: 170 mm perforated from no. 16/110: 200 mm perforated L approx. a approx. 140 mm 55 mm 190 mm 55 mm 290 mm 55 mm 390 mm 55 mm 490 mm 55 mm 590 mm 55 mm 690 mm 55 mm 790 mm 55 mm 890 mm 55 mm 990 mm 55 mm 1090 mm 55 mm 1190 mm 55 mm 1290 mm 55 mm 1390 mm 55 mm 1490 mm 55 mm 1590 mm 55 mm 1690 mm 55 mm 1790 mm 55 mm 1890 mm 55 mm 1990 mm 55 mm	Package 100 pieces Package 100 pieces Package 100 pieces Package 100 pieces Package 100 pieces Package 100 pieces Package 100 pieces Package 100 pieces Package 100 pieces Package 100 pieces Package 100 pieces Package 25 pieces Package 25 pieces Package 25 pieces Package 25 pieces Package 25 pieces Package 25 pieces Package 25 pieces Package 25 pieces Package 25 pieces Package 25 pieces Package 25 pieces
	No. 16/...KB Hanger extension (Nonius) for no. 09/45KB and 17/45KB no. 16/15KB no. 16/20KB no. 16/30KB no. 16/40KB no. 16/50KB no. 16/60KB no. 16/70KB no. 16/80KB no. 16/90KB no. 16/100KB no. 16/110KB no. 16/120KB no. 16/130KB no. 16/140KB no. 16/150KB no. 16/160KB no. 16/170KB no. 16/180KB no. 16/190KB no. 16/200KB	galvanised also available in longer lengths on request corrosion resistant (KB) to no. 16/100: 170 mm perforated from no. 16/110: 200 mm perforated L approx. a approx. 140 mm 55 mm 190 mm 55 mm 290 mm 55 mm 390 mm 55 mm 490 mm 55 mm 590 mm 55 mm 690 mm 55 mm 790 mm 55 mm 890 mm 55 mm 990 mm 55 mm 1090 mm 55 mm 1190 mm 55 mm 1290 mm 55 mm 1390 mm 55 mm 1490 mm 55 mm 1590 mm 55 mm 1690 mm 55 mm 1790 mm 55 mm 1890 mm 55 mm 1990 mm 55 mm	Package 50 pieces Package 50 pieces Package 50 pieces Package 50 pieces Package 50 pieces Package 50 pieces Package 50 pieces Package 50 pieces Package 50 pieces Package 50 pieces Package 50 pieces Package 25 pieces Package 25 pieces Package 25 pieces Package 25 pieces Package 25 pieces Package 25 pieces Package 25 pieces Package 25 pieces Package 25 pieces Package 25 pieces Package 25 pieces
	No. 17/10 Hanger for no. 70	Length: 190 mm galvanised maximum load: 0.40 kN	Package 100 pieces

OWAconstruct® index

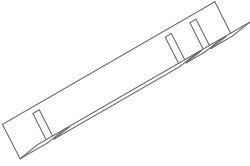
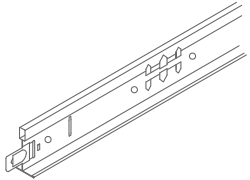
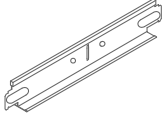
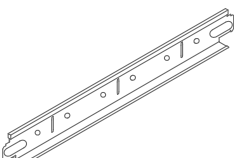
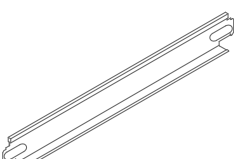
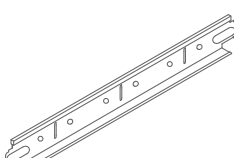
Illustration	Description	Dimension/surface	Units/pack
	No. 17/45 Hanger for cliq-MR, no. 45 and no. 8550	Length: 178 mm galvanised maximum load: 0.40 kN	Package 100 pieces
	No. 17/45KB Hanger for no. 45KB	Length: 190 mm galvanised maximum load: 0.40 kN corrosion resistant (KB)	Package 50 pieces
	No. 17/80 Lower element for triangular reinforcement	Length: 190 mm galvanised	Package 100 pieces
	No. 17/81 Nonius hanger	Length: 190 mm galvanised	Package 100 pieces
	No. 19 Z profile	Height: 70 mm flange width: 19 mm lengths: 2000 mm 2500 mm * galvanised	Abutement 25 pieces
	No. 19/10 Z profile	Height: 70 mm flange width: 19 mm lengths: 2000 mm 2500 mm * galvanised	Abutement 10 pieces
	No. 19/45 Z profile	Height: 45 mm lengths: 2000 mm 2500 mm * galvanised	Abutement 25 pieces
	No. 20 Z profile	Height: 21 mm flange width: 19 mm length: 3000 mm * galvanised	Abutement 25 pieces
	No. 22 Z profile	Height: 33 mm flange width: 19 mm length: 3000 mm galvanised	Abutement 25 pieces
	No. 23 T profile with stiffening corrugation	Height: 12.5 mm width: 17 mm length: 295 mm 307 mm 395 mm 595 mm 620 mm galvanised	Package 250 pieces Package 250 pieces Package 125 pieces Package 125 pieces Package 125 pieces
	No. 24 L profile with stiffening corrugation	Height: 14 mm width: 10 mm length: 295 mm 307 mm 395 mm 595 mm 620 mm galvanised	Package 200 pieces Package 200 pieces Package 100 pieces Package 100 pieces Package 100 pieces

* special lengths on request

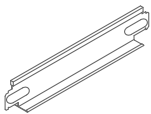


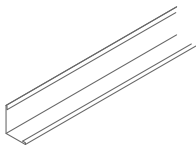
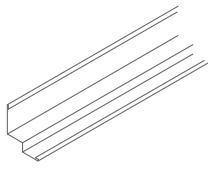
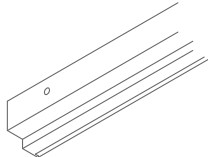
OWAconstruct® index

Illustration	Description	Dimension/surface	Units/pack
	No. 25 Connector for no. 20	Height: 20 mm width: 11 mm length: 150 mm galvanised	Package 100 pieces
	No. 32 L profile for system S 1	Height: 13 mm width: 10 mm lengths: 565 mm for module 600 mm 590 mm for module 625 mm galvanised	loose
	No. 36 C profile	Height: 50 mm width: 10 mm lengths: 2000 mm 2500 mm* galvanised	Abutement 20 pieces
	No. 36/70 C profile	Height: 70 mm width: 10 mm lengths: 2000 mm 2500 mm* galvanised	Abutement 20 pieces
	No. 37 L profile	Height: 25 mm width: 10 mm lengths: 1250 mm* 1500 mm* galvanised	Abutement 50 pieces
	No. 37/15 L profile	Height: 25 mm width: 10 mm thickness: 1.5 mm length: variabel up to 1495 mm galvanised	Abutement 20 pieces
	No. 37/25 ** Barriere profile	Length: variabel width: 10 mm thickness: 2 mm galvanised	Abutement 10 pieces
	No. 40 Main tee 24 mm wide	Height: 70 mm lengths: 1800 mm 2000 mm 2250 mm 2500 mm visible side: white other sizes are available on request	Package 20 pieces
	Contura block No. 42/7 No. 42/15 No. 42/17 No. 42/24 No. 42/100 No. 42/125	Height visible side (a) colour 6 mm 24 mm white 8 mm 15 mm white 6 mm 15 mm white 8 mm 24 mm white 8 mm 100 mm white 8 mm 125 mm white	Package 100 pieces Package 100 pieces Package 1000 pieces Package 100 pieces Package 250 pieces Package 250 pieces
	No. 43 Stabilizer bar	for module 300 mm length: 325.5 mm for module 312.5 mm length: 338 mm for module 317.5 mm length: 343 mm for module 600 mm length: 625.5 mm for module 625 mm length: 650.5 mm for module 1200 mm length: 1225.5 mm for module 1250 mm length: 1275.5 mm galvanised	Package 50 pieces Package 50 pieces Package 50 pieces Package 50 pieces Package 50 pieces Package 50 pieces Package 50 pieces

OWAconstruct® index

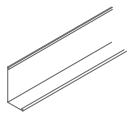
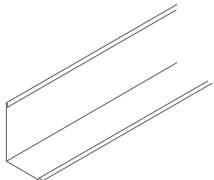
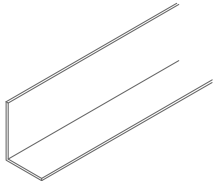
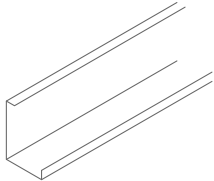
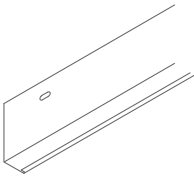
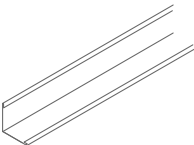
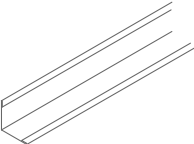
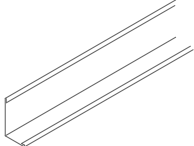

Illustration	Description	Dimension/surface	Units/pack
	No. 43/1 Stabilizer bar	Length: 655.5 mm for module 600/625 mm galvanised	Package 50 pieces
	No. 44 Hold down clip	Height: 30 mm	Package 500 pieces
	No. 45 Main tee 24 mm wide	Height: 38 mm lengths: 2500 mm 3660 mm 3700 mm 3750 mm visible side: white white aluminium (similar RAL 9006) other colours on request	Package 25 pieces
	No. 45KB Main tee 24 mm wide	Height: 38 mm thickness: 0.4 mm lengths: 3600 mm 3750 mm visible side: white corrosion resistant	Package 25 pieces
	No. 46 Cross tee 24 mm wide, butt-jointed	Height: 32 mm lengths: 600 mm 610 mm 625 mm visible side: white white aluminium (similar RAL 9006) other colours on request	Package 75 pieces
	No. 46KB Cross tee 24 mm wide, butt-jointed	Height: 38 mm thickness: 0.4 mm lengths: 600 mm 625 mm visible side: white corrosion resistant	Package 75 pieces
	No. 47 Cross tee 24 mm wide, butt-jointed	Height: 32 mm lengths: 1200 mm 1220 mm 1250 mm visible side: white white aluminium (similar RAL 9006) other colours on request	Package 50 pieces
	No. 47/4S Cross tee without module stamp for slit bandrafter profiles, butt-jointed	Height: 38 mm width: 24 mm thickness: 0.4 mm lengths: variabel to max. 2500 mm visible side: white max range of extension: see leaflet S 18d	Package dependent on tile length
	No. 47KB Cross tee 24 mm wide, butt-jointed	Height: 38 mm thickness: 0.4 mm lengths: 1200 mm 1250 mm visible side: white corrosion resistant	Package 50 pieces

OWAconstruct® index

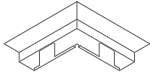
Illustration	Description	Dimension/surface	Units/pack
	No. 48 Cross tee 24 mm wide, butt-jointed	Height: 32 mm lengths: 185 mm 300 mm 312.5 mm 400 mm visible side: white other colours and lengths on request	Package 150 pieces Package 150 pieces Package 75 pieces Package 75 pieces
	No. 49 Hanger for cliq-MR and no. 45	Width: 15 mm length: 100 mm galvanised max. load: 0.15 kN	Package 500 pieces
	No. 49/15 Hanger for cliq-MR and no. 45	Width: 15 mm length: 60 mm galvanised max. load: 0.15 kN	Package 100 pieces
	No. 50G Wall angle	Height: 24 mm width: 19 mm length: 3050 mm visible side: white similar RAL 9006 *	Package 40 pieces
	No. 50KB Wall angle	Height: 24 mm width: 24 mm length: 3050 mm visible side: white corrosion resistant	Package 40 pieces
	No. 50/14 Wall angle	Height: 31 mm total width: 30 mm visible width: 15 mm length: 3050 mm visible side: white	Package 35 pieces
	No. 50/15G Wall angle	Height: 33 mm total width: 30 mm visible width: 15 mm length: 3050 mm visible side: white	Package 35 pieces
	No. 50/19 Wall angle	Height: 38 mm total width: 30 mm visible width: 15 mm length: 3050 mm visible side: white	Package 15 pieces
	No. 50/22 Shadow wall angle	Height: 39 mm total width: 30 mm visible width: 15 mm length: 3000 mm thickness: 1.0 mm visible side: white	Package 15 pieces

* Attention: other colours on request

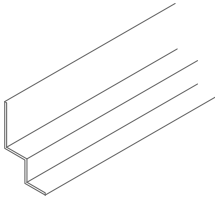
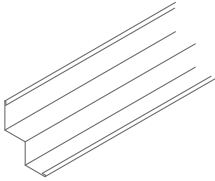
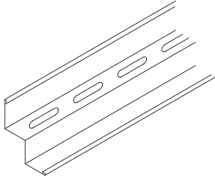
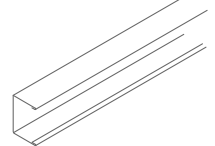
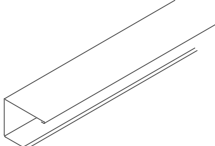
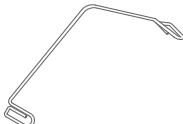
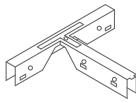
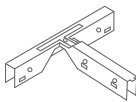
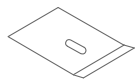
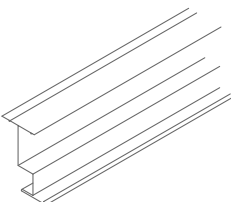
OWAconstruct® index

Illustration	Description	Dimension/surface	Units/pack
	No. 50/25 Wall angle	Height: 50 mm total width: 25 mm length: 3050 mm thickness: 1,0 mm visible side: white	Package 20 pieces
	No. 51/1 Wall angle	Height: 50 mm width: 35 mm length: 3750 mm thickness: 1.0 mm visible side: white	Package 10 pieces
	No. 51/02 Wall angle fire protection from above and below	Height: 50 mm width: 35 mm length: 3000 mm thickness: 2.0 mm visible side: white	Package 8 pieces
	No. 51/08 Wall angle	Height: 50 mm width: 35 mm length: 3000 mm thickness: 1.0 mm visible side: white	Package 10 pieces
	No. 51/20 Wall angle	Height: 50 mm width: 20 mm length: 3000 mm thickness: 1.0 mm visible side: white	Package 10 pieces
	No. 51/24G Wall angle	Height: 24 mm width: 24 mm length: 3000 mm thickness: 0.5 mm visible side: white	Package 30 pieces
	No. 51/25 Wall angle	Height: 25 mm width: 25 mm length: 3000 mm thickness: 1.0 mm visible side: white	Package 10 pieces
	No. 51/32G Wall angle	Height: 32 mm width: 19 mm length: 3000 mm thickness: 0.5 mm visible side: white	Package 30 pieces
	No. 52 Wall spring clip	Width: 16 mm length: 110 mm bronzed	Package 100 pieces

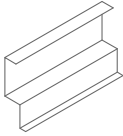
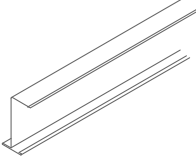
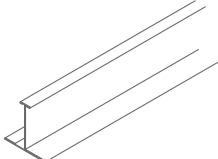
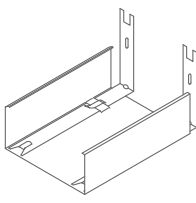
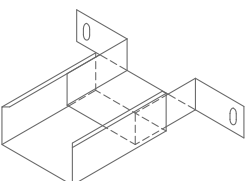


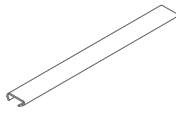
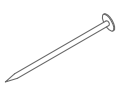
OWAconstruct® index

Illustration	Description	Dimension/surface	Units/pack
	No. 53 Wall angle (perforated)	Height: 25 mm width: 20 mm length: 3000 mm thickness: 0.6 mm visible side: white	Package 50 pieces
	No. 54 No. 54/1 Inner corner	for 19 mm flange for 24 mm flange side length: 55 mm visible side: white	Package 50 pieces Package 50 pieces
	No. 54/50 No. 54/50/1 Outer corner	for 19 mm flange for 24 mm flange side length: 60 mm visible side: white	Package 50 pieces Package 50 pieces
	No. 55/1 Inner corner for Contura shadow wall angle no. 50/15G and no. 50/22	side length: 72 mm visible side: white	Package 50 pieces
	No. 55/2 Outer corner for Contura shadow wall angle no. 50/15G and no. 50/22	side length: 57 mm visible side: white	Package 50 pieces
	No. 55/3 Inner corner for shadow wall angle no. 56/20 and no. 56/35	side length: 80 mm visible side: white	Package 50 pieces
	No. 55/4 Outer corner for shadow wall angle no. 56/20 and no. 56/35	side length: 57 mm visible side: white	Package 50 pieces
	No. 55/5 Inner corner for Contura shadow wall angle no. 50/14	side length: 72 mm visible side: white	Package 50 pieces
	No. 55/6 Outer corner for Contura shadow wall angle no. 50/14	side length: 57 mm visible side: white	Package 50 pieces
	No. 56 Shadow wall angle for 12 mm wide shadow gap	Height: 45 mm total length: 32 mm visible length: 20 mm length: 3000 mm thickness: 0.6 mm visible side: white	Package 15 pieces
	No. 56/20 Shadow wall angle for 20 mm wide shadow gap	Height: 45 mm total length: 40 mm visible length: 20 mm length: 3000 mm thickness: 0.6 mm visible side: white	Package 15 pieces
	No. 56/21 Shadow wall angle	Height: 45 mm total length: 40 mm visible length: 20 mm length: 3000 mm thickness: 1.0 mm visible side: white	Package 15 pieces

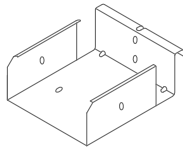

OWAconstruct® index

Illustration	Description	Dimension/surface	Units/pack
	No. 56/22 Shadow wall angle fire protection from above	Height: 60 mm width: 40 mm length: 3000 mm thickness: 2.0 mm visible side: white	Package 10 pieces
	No. 56/23 Shadow wall angle	Height: 45 mm total width: 40 mm visible width: 20 mm length: 3000 mm thickness: 1.5 mm visible side: white	Package 12 pieces
	No. 56/35 Shadow wall angle with ventilation slits	Length: 3000 mm ventilation slits: 32 x 4 mm free cross-section: 30 cm ² /m = 7.5 % visible side: white for dimension see no. 56/20	Package 15 pieces
	No. 57 Wall angle C shaped	Height: 40 mm width: 20 mm length: 3050 mm visible side: white	Package 16 pieces
	No. 57/10 Wall angle C shaped	Height: 32 mm width: 20/40 mm length: 3000 mm visible side: white	Package 10 pieces
	No. 60 Spring clip for no. 70	Length: 180 mm galvanised	Package 500 pieces
	No. 61/1 T connector for cliq-MR and no. 45	Length: 75 mm width: 100 mm galvanised only for support structures without static certification	Package 100 pieces
	No. 61/2 T connector for no. 80/50 – 80/150	Length: 75 mm width: 100 mm galvanised only for support structures without static certification	Package 100 pieces
	No. 62 Direct fix clamp	Dimension: 50 x 55 mm galvanised	Package 100 pieces
	No. 63 Stepped Z profile	Height: 55 mm flange width: 19 mm lengths: 3000 mm 4000 mm galvanised special lengths on request	Abutement 10 pieces







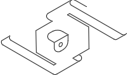
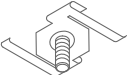




OWAconstruct® index

Illustration	Description	Dimension/surface	Units/pack
	No. 64 Connector for profile no. 63	Height: 54 mm width: 20 mm length: 150 mm galvanised	Package 100 pieces
	No. 69 Z profile	Height: 45 mm flange width: 19 mm length: 3000 mm galvanised special lengths on request	Abutement 25 pieces
	No. 70 Main hanger	Height: 40 mm width: 40 mm thickness: 0.75 mm length: 5000 mm galvanised	Abutement 8 pieces
	No. 75/50G Wall anchor for no. 80/50	galvanised	Package 25 pieces
	No. 75/75G Wall anchor for no. 80/75	galvanised	Package 25 pieces
	No. 75/100G Wall anchor for no. 80/100	galvanised	Package 25 pieces
	No. 75/125G Wall anchor for no. 80/125	galvanised	Package 25 pieces
	No. 75/150G Wall anchor for no. 80/150	galvanised	Package 25 pieces
	No. 75/8025 Wall anchor for no. 8025/100	galvanised	Package 25 pieces
	No. 75/51 Wall anchor for binder infill for no. 80/50	galvanised	Package 6 pieces
	No. 75/76 Wall anchor for binder infill for no. 80/75 and no. 8025/100	galvanised	Package 6 pieces
	No. 75/101 Wall anchor for binder infill for no. 80/100	galvanised	Package 6 pieces
	No. 76 Safety pin for Nonius hanger	Length: 70 mm thickness: 3 mm galvanised	Package 100 pieces
	No. 76KB Safety pin for Nonius hanger	Length: approx. 70 mm thickness: 3 mm galvanised corrosion resistant (KB)	Package 100 pieces
	No. 77 Connector for no. 70 and no. 70/10	Height: 4 mm width: 12.5 mm length: 100 mm galvanised	Package 100 pieces
	No. 78 Nail for Nonius hanger	Length: 50 mm thickness: 3 mm galvanised	Package 200 pieces

OWAconstruct® index

Illustration	Description	Dimension/surface	Units/pack
	No. 79/50 Nonius hanger for no. 80/50	Length: 120 mm galvanised	Package 100 pieces
	No. 79/75 Nonius hanger for no. 80/75 and no. 8025/100	Length: 120 mm galvanised	Package 100 pieces
	No. 79/100 Nonius hanger for no. 80/100	Length: 120 mm galvanised	Package 100 pieces
	No. 79/125 Nonius hanger for no. 80/125	Length: 120 mm galvanised	Package 100 pieces
	No. 79/150 Nonius hanger for no. 80/150	Length: 120 mm galvanised	Package 100 pieces
	No. 80/50 Bandraster profile	Lengths: 3600 mm 3750 mm visible side: white	Package 8 pieces
	No. 80/75 Bandraster profile	Lengths: 3600 mm 3750 mm visible side: white	Package 8 pieces
	No. 80/100 Bandraster profile	Lengths: 3600 mm 3750 mm visible side: white	Package 8 pieces
	No. 80/125 Bandraster profile	Lengths: 3600 mm 3750 mm visible side: white	Package 4 pieces
	No. 80/150 Bandraster profile	Lengths: 3600 mm 3750 mm visible side: white	Package 4 pieces
	No. 81/50G Cross connection for no. 80/50	Length: 90 mm galvanised	Package 25 pieces
	No. 81/75G Cross connection for no. 80/75	Length: 90 mm galvanised	Package 25 pieces
	No. 81/100G Cross connection for no. 80/100	Length: 90 mm galvanised	Package 25 pieces
	No. 81/125G Cross connection for no. 80/125	Length: 90 mm galvanised	Package 25 pieces
	No. 81/150G Cross connection for no. 80/150	Length: 90 mm galvanised	Package 25 pieces
	No. 82/50G Connection for no. 80/50	Length: 200 mm galvanised	Package 25 pieces
	No. 82/75G Connection for no. 80/75	Length: 200 mm galvanised	Package 25 pieces
	No. 82/100G Connection for no. 80/100	Length: 200 mm galvanised	Package 25 pieces
	No. 82/125G Connection for no. 80/125	Length: 200 mm galvanised	Package 25 pieces
	No. 82/150G Connection for no. 80/150	Length: 200 mm galvanised	Package 25 pieces
	No. 82/8025G Connection for no. 8025/100	Length: 200 mm galvanised	Package 25 pieces
	No. 89/2 Mounting tool EWP 6 x 10 for dowel no. 97/9		Package 1 pieces

OWAconstruct® index

Illustration	Description	Dimension/surface	Units/pack
	No. 89/6 Riveting nut installation spanner for no. 97/30		loose
	No. 90 Suspension clamp 2-parts for no. 70	Height: 55 mm galvanised	Package 100 pieces
	No. 90/02 (R) No. 90/03 (L) No. 90/04 (G) Snips 2-part design, for cutting OWAconstruct metal profiles (left, right, straight)		Package 1 pieces Package 1 pieces Package 1 pieces
	No. 91 Wood screw	5/25 mm galvanised	Package 500 pieces
	No. 94/1 Screw clamp for system 3	Without screw height: 24 mm colour: white maximum load: 0.09 kN	Package 50 pieces
	No. 94/2 Screw and nut for screw clamp no. 94/1		Package 50 pieces
	No. 95 Screw clamp with wing-nut for S 3 (24 mm wide profile)	Screw length: M 6 x 16 mm screw length: M 6 x 38 mm tempered maximum load: 0.10 kN	Package 25 pieces
	No. 95/15 Screw clamp with wing-nut for S 15 (15 mm wide profile)	Screw length: M 6 x 16 mm tempered maximum load: 0.10 kN	Package 25 pieces
	No. 95/20 Screw clamp	With eye for system S 3 (24 mm wide profile) colour: white	Package 25 pieces
	No. 95/30 Screw clamp without wing-nut for S 3 (24 mm wide profile)	Screw length: M 6 x 16 mm white threaded bolts: nickle-plated maximum load: 0.10 kN	Package 25 pieces
	No. 96 Module clamp	Length: 80 mm width: 45 mm height: 20 mm galvanised	Package 500 pieces
	No. 97/0 Dowel KDM-C		Package 100 pieces
	No. 97/9 Autoclaved lightweight concrete dowel PBD M 6 x 10 (mounting tool no. 89/2 necessary)		Package 25 pieces
	No. 97/19 Nail anchor 6 x 35	For wall fixation (not approved)	Package 100 pieces

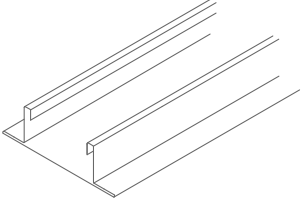
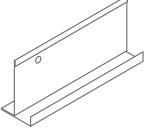
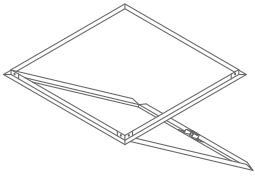
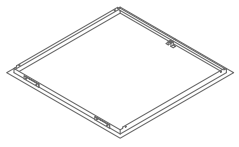
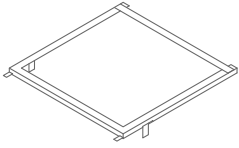

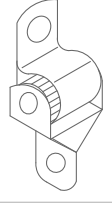
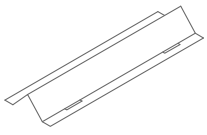

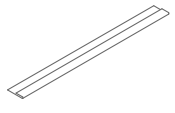
OWAconstruct® index

Illustration	Description	Dimension/surface	Units/pack
	No. 97/20 Nail anchor 6 x 50	For wall fixation (not approved)	Package 100 pieces
	No. 97/21 Anchoring nail 6 x 40		Package 100 pieces
	No. 97/30 Riveting nut	M 6 steel	Package 100 pieces
	No. 97/32 Self-tapping screw	M 6 x 16 mm galvanised	Package 100 pieces
	No. 98 Stop drill bit SDS 1		Package 1 pieces
	No. 99/18 OWA profile paint	Colour: white quantity: 200 ml, weight: 240 g/can to repair small scratches, etc.	1 can
	No. 99/18KB 2-component touch-up paint	750 ml can + hardener Attention: only mix the reactive hardener into the desired amount of paint colour: black	1 can
	No. 99/24 Glue	310 ml tube	Karton 12 pieces
	No. 99/28 OWAconstruct fire resistance kit	310 ml tube	loose
	No. 819 Hold down clip for OWA no. 45, 46, 47, 45KB, 46KB, 47KB, cliq-24-MR, cliq-24-CT long, cliq-15-MR, cliq-15-CT short and long	Corrosion resistant	Package 500 pieces
	No. 1503S Longitudinal connector for wall angle no. 57	Height: 38 mm width: 15 mm length: 200 mm galvanised	loose
	No. 1504S Corner connector for wall angle no. 57	Height: 38 mm width: 15 mm length: 150 mm galvanised	loose
	No. 1506 Corner connector for wall angle no. 57/10	Height: 30.8 mm width: 12/30 mm length: 100 mm galvanised	loose
	No. 1705 Flexible wall angle	Height: 24 mm width: 24 mm length: 2500 mm visible side: white only bendable towards the outside minimum diameter: 800 mm	Package 10 pieces
	No. 1808 Replacement blade for Contura plane		Package 10 pieces

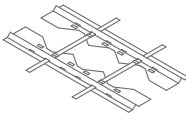



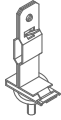


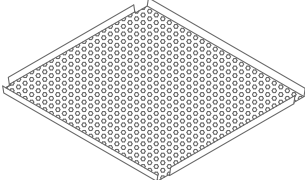
OWAconstruct® index

Illustration	Description	Dimension/surface	Units/pack
	No. 3500 Main tee	Height: 38 mm width: 14.3 mm lengths: 3000 mm 3125 mm outer edge and shadow gap white outer edge white and shadow gap black	Karton 20 pieces
	No. 3512 Cross tee	Height: 38 mm width: 14.3 mm lengths: 600 mm 625 mm outer edge and shadow gap white outer edge white and shadow gap black	Karton 60 pieces
	No. 3514 Cross tee	Height: 38 mm width: 14.3 mm lengths: 1200 mm 1250 mm outer edge and shadow gap white outer edge white and shadow gap black	Karton 60 pieces
	No. 4437 Insulation expansion strip	Width: 12 mm thickness: 1.5 mm self-adhesive	Role à 25 m
	No. 4438 Insulation expansion strip	Width: 20 mm thickness: 1.5 mm self-adhesive	Role à 25 m
	No. 5210 Wall spring clip	Height: 48 mm width: 16 mm length: 110 mm	Package 500 pieces
	No. 8013-4	for flange thickness: 2 – 3 mm maximum individual load: 0.7 kN	Package 25 pieces
	No. 8013-24	for flange thickness 3 – 8 mm maximum individual load: 0.9 kN	Package 25 pieces
	No. 8013-58 Flange hanger	for flange thickness 8 – 14 mm maximum individual load: 0.9 kN tempered	Package 25 pieces
	No. 8014/... Suspension rod with double-hook for decorative purposes	nickel-plated	
	no. 8014/75 no. 8014/100	750 mm 1000 mm	Package 50 pieces Package 50 pieces
	No. 8015 Hanger clip for decorative purposes suitable for T profiles	galvanised	Package 100 pieces
	No. 8017 Connection angle	Height: 22 mm side length: 30 mm thickness: 0.75 mm galvanised	Package 50 pieces

OWAconstruct® index

Illustration	Description	Dimension/surface	Units/pack
	No. 8025/100 Bandrastrer profile	Length: 3750 mm visible side: white	Abutement 4 pieces
	No. 8030/13 No. 8030/15 F profile	for 13 mm tile length: 3000 mm for 15 mm tile length: 3000 mm visible side: white	Package 12 pieces Package 12 pieces
	No. 8032 Inspection hatch (without tile)	625 x 625 mm 600 x 600 mm steel sheet galvanised visible areas: white suitable for systems S 1, S 9, S 3, S 3a, S 15 cliq and S 15a cliq	loose
	No. 8032-bws Inspection hatch with closed steel sheet cover	625 x 625 mm 600 x 600 mm steel sheet galvanised visible areas: white suitable for system S 3 bws	loose
	No. 8033 Replacement frame for tiles suitable for system 1	600 x 600 mm 625 x 625 mm other dimensions on request galvanised	loose
	No. 8034/1 Pillar connection semi-circle Attention: maximum tolerance pillar diameter 3 mm; adaptation required	Ø 300 – 500 mm in steps of 50 height: 20 mm width: 20 mm thickness: 1.5 mm material: aluminium visible side: white	loose
	No. 8036 Vibration-dampening hanger	galvanised maximum load: 0.30 kN	Package 100 pieces
	No. 8040 Reinforcing back spline	In the required fixed lengths slit spacing: 150 mm galvanised lengths: 595 mm, 620 mm, 1115 mm, 1120 mm special lengths on request	Abutement 25 pieces
	No. 8041 Clamp for no. 8040	galvanised	Package 250 pieces
	No. 8060 No. 8060/1 Wall angle full strips for visible track systems	Length: 597 mm (for module 625 mm) length: 572 mm (for module 600 mm) visible side: white	Package 200 pieces

OWAconstruct® index

Illustration	Description	Dimension/surface	Units/pack
	No. 8069/1 * No. 8069/0 * No. 8069/3 No. 8069/2 No. 8069/4 Installation frame for built-in spots	Length: 619 mm (module 625 mm) length: 594 mm (module 600 mm) length: 306 mm (module 312.5 mm) length: 294 mm (module 300 mm) length: 394 mm (module 400 mm)	loose Package 25 pieces Package 50 pieces Package 50 pieces Package 25 pieces
	No. 8092 Plastic clip for wall angles	Colour: white material: plastic maximum load: 0.05 kN	Package 100 pieces
	No. 8093 Plastic hanger clip for system S 3	Height: 23.5 mm colour: white material: plastic maximum load: 0.10 kN	Package 100 pieces
	No. 8094 Magnetic hanger	Height: 15 mm width: 13 mm length: 36 mm maximum load: approx. 0.005 kN	loose
	No. 8095 Double hanger for system S 3 joggled	Screw length: 16 mm screw diameter: M 6 maximum load: 0.25 kN each hanger is to be hung from the rough ceiling or roof	Package 25 pieces
	No. 8900 Compression strip for sterile and hygienic areas and OWAlux ceilings	Width: 9 mm height: 3 mm colour: white one side is self-adhesive	Shrink pack à 100 m
	No. 99723 No. 99724 OWA repair kit	Normal (suitable for all surfaces) Cosmos (suitable for Cosmos tiles) weight: approx. 135 g/can	
	No. 5314X00001FF Perforated metal tile for system S 3 bws	for module 600 x 600 mm	loose
	No. 5314X00001GG Perforated metal tile for system S 3 bws	for module 625 x 625 mm	loose
	No. 5314X00001KF Perforated metal tile for system S 3 bws	for module 1200 x 600 mm	loose
	No. 5314X00001LG Perforated metal tile for system S 3 bws	for module 1250 x 625 mm	loose

* including connecting strips

OWAconstruct® systems and accessories

Technical data

Dimensions

The information regarding the sizes of the different systems always refers to the dimensions of the grid. The exact size of the individual tiles is factory-adjusted to the precise system requirements.

Substructure

The grid consists of galvanised steel sheet. The exposed sides are coated white. Other colours on request. Weight (dependent on system): approx. 1.5 to 3.0 kg/m².

Installation

Careful assembly and suitable working conditions are required for a perfectly installed ceiling.

Recommendations: To comply with all guidelines of the EU BauPVO (Construction Products Directive), only use construction components of the OWAconstruct® programme – the correct profiles and individual elements are provided there for every installation.

Please check the following before installing an OWA ceiling:

- dry rooms
- completed plastering, screed and wet and installation work
- already installed and glazed windows and doors
- connected heating system that can be put into operation if needed

Additional information for „renovations“ for example can be found in the OWA-Installation Guide no. 9801 e.

For further information please have a look at the system leaflets.

All brochures can be found at www.owa-ceilings.com.

Product Warranties

The information provided in this leaflet is based on the standards and data available at the time of publication. Any performance, warranties or guarantees provided, expressed or implied, are subject to the exclusive use of OWA components and the installation of those components in accordance with our recommendations. Failure to adhere to these conditions will result in the invalidation of any performance claims, warranties or guarantees and rejection of any liability. OWA reserves the right to make any technical improvements to the products, systems or services without prior notice. **All goods and services are supplied in accordance with our current Terms and Conditions of Sale.** Errors excepted!



Odenwald Faserplattenwerk GmbH
Dr.-F.-A.-Freundt-Straße 3 | 63916 Amorbach | Germany
tel +49 93 73.2 01-0 | info@owa.de
www.owa-ceilings.com

