



Quick Reference Guide v1.0

Water Softener / Filter Maintenance

While at home:

- Ensure the filter is powered on, e.g. Time of Day present
- Ensure the bypass valve is in “normal” mode – see backside
- Inspect your filter for leaks on a regular basis

When away (1 or more weeks):

- Turn bypass valve to bypass – see backside
- Power off the filter
- On return, turn power back on and set valve to “normal”
 - o If TOD flashing “12:00” call us. Filter will still work.



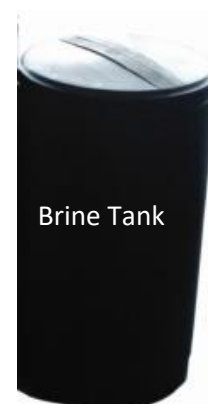
Brine Tank Maintenance (if equipped)

Do:

- Keep the lid on to prevent dirt/debris entering the tank.
- Check your salt levels every 2 weeks.
- Add 1-2 bags of salt when the tank gets 2-3” from the bottom.
- Clean the Brine tank using a clean cloth from any surface grime build-up if it exists

Don't:

- Ignore your brine tank
- Fill the tank to the top with salt
- Disconnect the brine tank



Ultraviolet System

While at home:

- Ensure the UV is powered on, green light will be present
- Replace bulb annually, clean sleeve annually & replace if damaged
- Inspect system for leaks on a regular basis

When away (1 or more weeks):

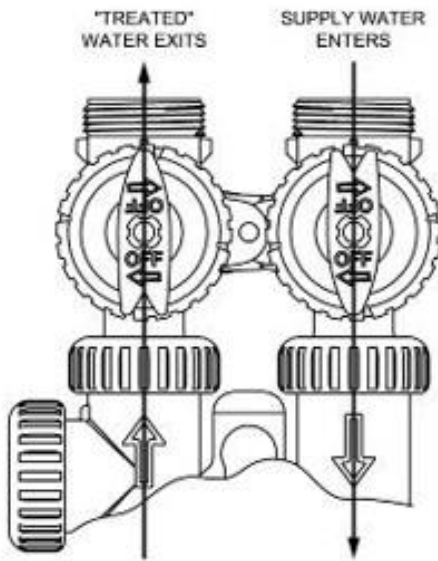
- Power off the UV system
- On return, power it back on



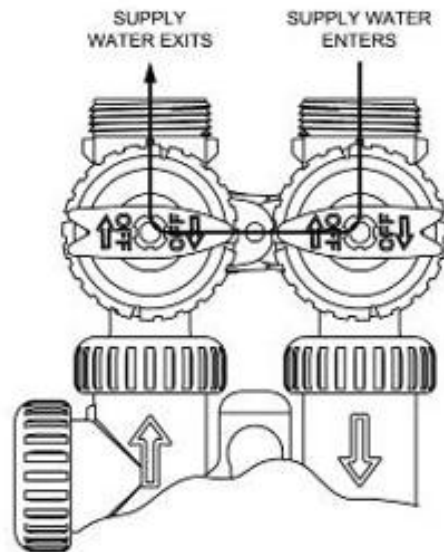


Bypass Valve Modes of Operation

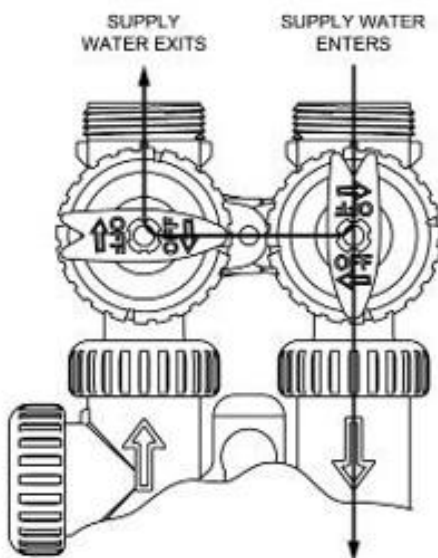
NORMAL OPERATION



BYPASS OPERATION



DIAGNOSTIC MODE



SHUT OFF MODE

