

HIGH SOCIETY

Premium Open Aspect
Disabled Access Platform
Lifts for Prestige Property
and Discerning Clientele

Beautiful spaces
made beautifully
accessible

www.DyLyfthaus.com



★ A Culture of Excellence ★



The Tailor-Made
Platform Lift Specialists

We **rise** by lifting others. Lyfthaus of Cambridge

Lyfthaus Limited, Steeple Bumpstead, Cambridge, CB9 7BN. Tel 01440 731111 lifts@lyfthaus.com www.mylyft.com

Beautifully Discreet

1500mm raised height through car platform lift finished in white with frameless glass side barriers and platform mounted gate. Upper level gate designed to match the *cruise liner* styled balustrades of this south coast location.




Platform lift Couture



The maritime theme of the balustrades and decking runs throughout this racecourse including the newly remodelled Champagne Bar in which this Mylyft Autograph model has been installed. The lift complements its elegant surroundings perfectly and is exceptionally discreet with no visual impact to distract from the incredible vistas of the rolling hills and racetrack in one direction and the stunning south coast in the other.

With our sales partners we worked in close liaison with the project architects to deliver this unique platform lift that blends style and practicality beautifully to provide modern, easy to use disabled access with contemporary building design for this very popular sporting and hospitality location.



We rise by lifting others

www.bylyfthaus.com

Finished in a C4 RAL9005 powder coat, black pearl platform with brush stainless steel accents, this Mylyft TB2000 has a 1000mm raised height and a 1650mm x 1150mm platform area. The lower level control has been integrated into the dividing wall adjacent to the lift.



Platform Lift Couture

Fitness and Fashion



This exclusive central London City gym features state of the art fitness equipment, contemporary interior design and a platform lift that complements in every respect. Seen here in both its raised and lowered positions the lift blends seamlessly in this lounge area in the entrance of this fully refurbished building. The stylists wanted a lift that provided access for members recovering from injury as well as disabled visitors and parents with prams and pushchairs but it had to be unobtrusive so not to distract - interior branding is very important to the client.

Beautiful spaces made beautifully accessible



www.bylyfthaus.com

Hidden subterranean wheelie bin storage, the modern solution to this massive urban problem. Push button operation, choice of sizes, residential and commercial bins.

NEW



www.bylyfthaus.com



May we introduce the innovative new bin and refuse storage system from Lyfthaus. Planners, architects, developers and home owners alike can all see the many advantages of hiding these unsightly yet necessary bins from view. Not least of which is the immediate improvement in the visual environment.

Some less obvious but equally important benefits of underground bin storage are the measurable reduction in littering and vandalism, less foul odour due to cool year-round subterranean temperatures and the increase in usable ground level space - a car can be parked or a patio laid directly over the stored bins!

The bin store is push button operated and takes just a few seconds to raise and descend for rubbish disposal and bin collection. The bins and refuse sacks are housed in a perforated sheet clad steel enclosure complete with safety edges to prevent trapping injuries and damage as your bins descend out of view. The roof of the bin enclosure is recessed and can be finished to match or complement the surrounding ground area with stone, slabs, slate or Astro-turf so when lowered the bin store and your bins are virtually undetectable.

Various sizes of bin store are available, the most popular intended to accommodate two or three residential wheelie bins and larger units being designed for apartment buildings and commercial use.



A single scissor Mylyft Autograph with stainless steel top-side furniture. The power pack is enclosed within the curved wall. 800mm raised height and a 1450mm x 1100mm platform size.



Platform Lift Couture



Located in one of London's newest and smartest office towers this TL2000 Mylyft Autograph is finished with a slate grey stone floor to match the adjacent finishes. The lift provides access between the entrance level and the main passenger lift lobby. The building is one of London's most contemporary and features huge digital screens and a roof-top LED light system.

The art of elevation

Bylyft Haus

www.bylyfthaus.com







New Signature Collection

Coming Soon

Our first, much anticipated *off the rack* platform lift range is coming soon. The new premium Mylyft Signature Collection will be available for immediate dispatch from stock.

Same beautifully stylish Mylyft Collection platform lifts in an adaptable package for the fastest deliveries.







Goods Elevator Platform Lifts by Lyfthaus

Lyfthaus are renowned for our Mylyft Collection of premium disabled access platforms but did you know that we also design and build a huge range of architectural goods elevator platform lifts for transporting all types of goods including waste and recycling bins, bikes and motorbikes, catering and office supplies. From 500Kg to 10,000Kg.

LYFTHAUS MAKES AN ENTRANCE



The Mylyft SOLO is the first in a whole new category of platform lift (Standing Compact) which has been designed specifically for the vast majority of mobility impaired people who are capable of walking but require a helping hand with obstacles. This compact lift has a 600mm raised height and is suitable for private residential property and workplaces.

- BS6440/2011 and EN1570 compliant
- Low profile, single, double and triple scissor mechanism lifts to heights of 3M
- 500Kg load capacity + 500Kg floor finish capacity (stone, slate, marble etc)
- Platform sizes from 1400mm x 900mm upwards plus bespoke options
- Frameless glass or bespoke gates and barriers
- Stainless steel, bronze, copper, brass metallic pearlescent and all RAL code paint finishes
- Bespoke platform configurations
- In-house design service
- Three years parts and labour warranty

Like all pioneers, the Lyfthaus founders' approach to platform lift design had to be unique. To be different. They wanted Lyfthaus to stand out by standing for something different and for many years the company has done just that. Year after year, new platform lifts and refreshed designs have been introduced, each as impressive as the last, keeping pace with continually evolving architectural trends. As time has progressed a company style has emerged and now the Mylyft Collection created by Lyfthaus of Cambridge is internationally recognised as the open aspect platform lift industry's leader in stylish contemporary design, technical innovation and bespoke adaptability. All proudly made near Cambridge, England.

