



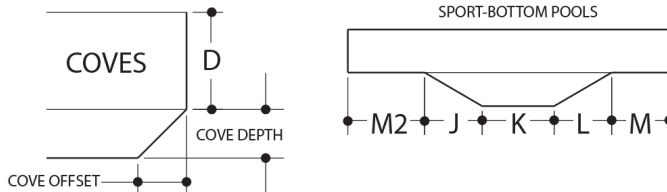
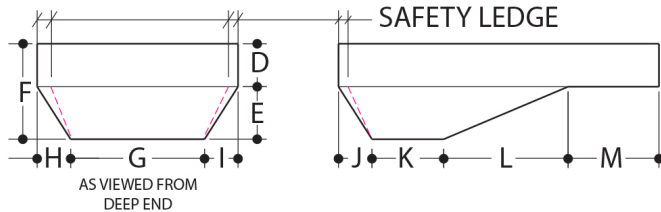
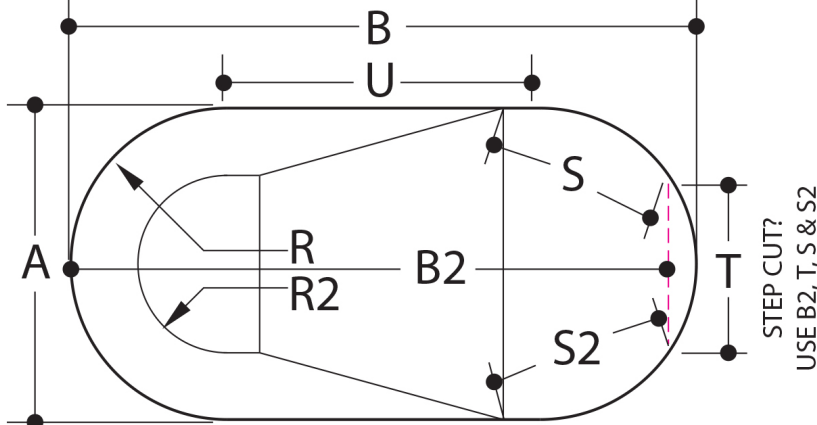
1 866 536 5312

## Oval Pool Liner Form

### CUSTOMER IS RESPONSIBLE FOR THE PROPER FIT!

By the submission of this order the below named corporation and individual hereby authorize 711 POOLS to manufacture as a special order, a vinyl liner for an in-ground pool in accordance with the design and specifications which have been provided here within, and hereby acknowledge that 711 POOLS has not participated in either the design or formation of this liner and accepts full responsibility for the same, and further agrees to hold 711 POOLS harmless, that is, the below named corporation will pay in full or for any and all claims and expenses that may arise out of the design or use of this special liner.

\*ALL MEASUREMENTS ARE TO IMAGINARY SQUARE CORNERS\*



A	<input type="text"/>	D	<input type="text"/>	G	<input type="text"/>	J	<input type="text"/>	Hopper Rad.	<input type="text"/>	Front
B	<input type="text"/>	E	<input type="text"/>	H	<input type="text"/>	K	<input type="text"/>	Hopper Rad.	<input type="text"/>	Back
	<input type="text"/>	F	<input type="text"/>	I	<input type="text"/>	L	<input type="text"/>	Safety Ledge:	<input type="text"/>	
	<input type="text"/>		<input type="text"/>		<input type="text"/>	M	<input type="text"/>	Cove Offset:	<input type="text"/>	
	<input type="text"/>		<input type="text"/>		<input type="text"/>	M2	<input type="text"/>	Cove Depth:	<input type="text"/>	

**Helpful Hints**  
 D+E=F  
 G+H+I=A  
 J+K+L+M+M2=B

### Additional Measurements Needed

U	<input type="text"/>	R	<input type="text"/>		
B2	<input type="text"/>	T	<input type="text"/>	S	<input type="text"/>
		S2	<input type="text"/>	<b>(B2, T, S, &amp; S2 only needed with Step Cut)</b>	

\*Coves are small slopes beginning at the the pool wall usually found in the shallow end.

### SOME POOLS ARE NOT BUILT TO MANUFACTURERS SPECS. IT IS IMPORTANT THAT YOU VERIFY THE DIMENSIONS

HYDRA POOLS and its authorized distributors and dealers, as part of the swimming pool industry and members of the Association of Pool and Spa Professionals adopt those standards for the purpose of pool safety to prevent the risk of a consumer or guest from suffering a severe or paralyzing injury or loss of life due to diving into water less than prescribed by modern standards. Such injuries can occur by sliding head first into shallow water. We will produce the liner according to the dimensions provided only upon the following conditions: The customer recognizes that the pool may be of non-conforming type and - 1. Consumer agrees to permanently remove the diving board if it exists prior to the installation of this liner. 2. Consumer agrees to relocate sliding board if necessary, prior to installation of this liner, to conform to APSP standards. 3. Consumer agrees to defend, indemnify and hold HYDRA POOLS and its distributors and dealers harmless from any claims arising from injuries that may occur from the use of the pool containing this liner. 4. Consumer agrees that in addition to abiding to the conditions above, he will not allow use of the pool by anyone, including guests, which is inconsistent with this warning. I UNDERSTAND THE ABOVE WARNING AND RECOMMENDATIONS, CERTIFY THAT I WILL ABIDE BY ALL PERTINENT CONDITIONS, AND REQUEST THAT YOU PRODUCE THIS LINER AS ORDERED. **Your digital signature below and return of the document to PWH becomes the conditions confirming and binding the dimensions listed above as accurate and to be used in the production of the product.**

Signature:  Date/Time Field

Name:   
 Address:   
 City:  State:   
 Zip:  Phone:   
 E-Mail:

### SHIPPING INSTRUCTIONS

Name:   
 Address:   
 City:  State:   
 Zip:  Phone:   
 E-Mail:   
 Mark Box:

PATTERN:   
 20 Mil  28/20 Mil  27 Mil  28 Mil  30 Mil

**BEAD**  
 Yes  No  Reverse  Esther Williams

Overlap (in.)

Is the Pool Bottom 'Bowled' or 'Dished' out?

Total SqFt:  HY Drawing #

### Hopper Shape

Contour  Square  
 R2  **(R2 only needed with contoured hopper)**