

COMPONENTS

PER POST

A FRONT GROUND ANCHOR

x1



E RESPECT BARRIER POST

x1

F BARRIER POST CAP

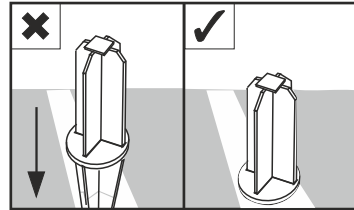
x1



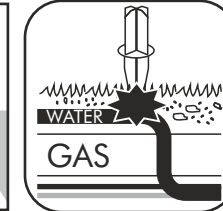
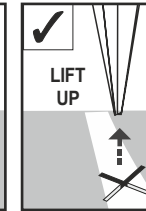
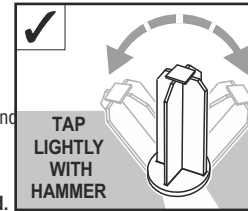
RESPECT BARRIER - METAL ANCHOR - OPTION FOR ROPE (rope not included)

SPARE PARTS TEL: 0114 24 24 244

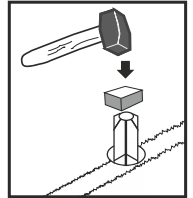
! STEEL GROUND ANCHORS HAMMER FULL DOWN INTO THE GROUND



1. Make sure the Steel Ground Anchor is in line square with the posts and hammer fully into the ground.
2. To remove from ground tap lightly and wiggle left to right and lift up. This should leave the ground undisturbed.

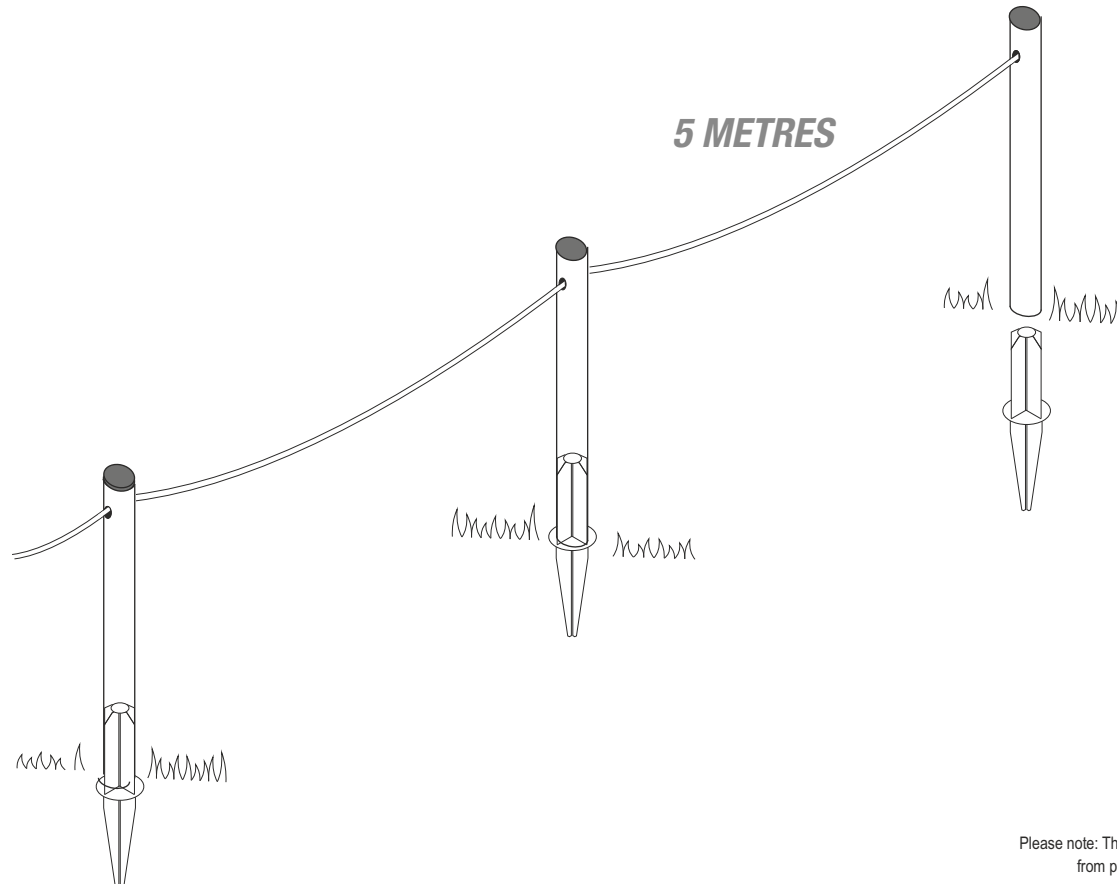



NOTE Always use a protective wood block when hammering with a metal mallet to protect the shape of the ground anchor



Note : If the ground is hard it is advisable to wet the ground and make a starting hole with a metal pole before hammering the ground anchor into the ground. Damage cause in this way will invalidate your warranty.

WARNING: CHECK THE POSITION OF ANY UNDERGROUND SERVICES BEFORE USING THE GROUND SPIKES AND PEGS. WE TAKE NO RESPONSIBILITY FOR ANY DAMAGE OR INJURY CAUSED IN THIS MANNER. OUR GROUND ANCHOR SYSTEM IS DESIGNED TO GIVE SLIGHTLY UNDER HEAVY IMPACT TO HELP PREVENT SERIOUS INJURY. TO LOOSEN TAP SIDES OF SPIKE WITH HAMMER BEFORE EXTRACTING. YOU MAY NEED TO INSTALL GROUND SOCKETS FILLED WITH SAND IF USED IN THE SAME POSITION REGULARLY.



Please note: This is a temporary no load bearing quick-fit barrier to separate spectators from players for a more permanent solution please visit itsagoal.co.uk