

# SAMSUNG



**Air Solutions**

**Mar-Apr  
2021**

\*Image simulated.



HONOREE Awards



MCE Awards



IDEA Awards



IF Award

# Intelligent innovations. Redefining comfort.



**Living  
Smart**



**Ultimate  
Cooling**



**Saving Energy  
and Environment**

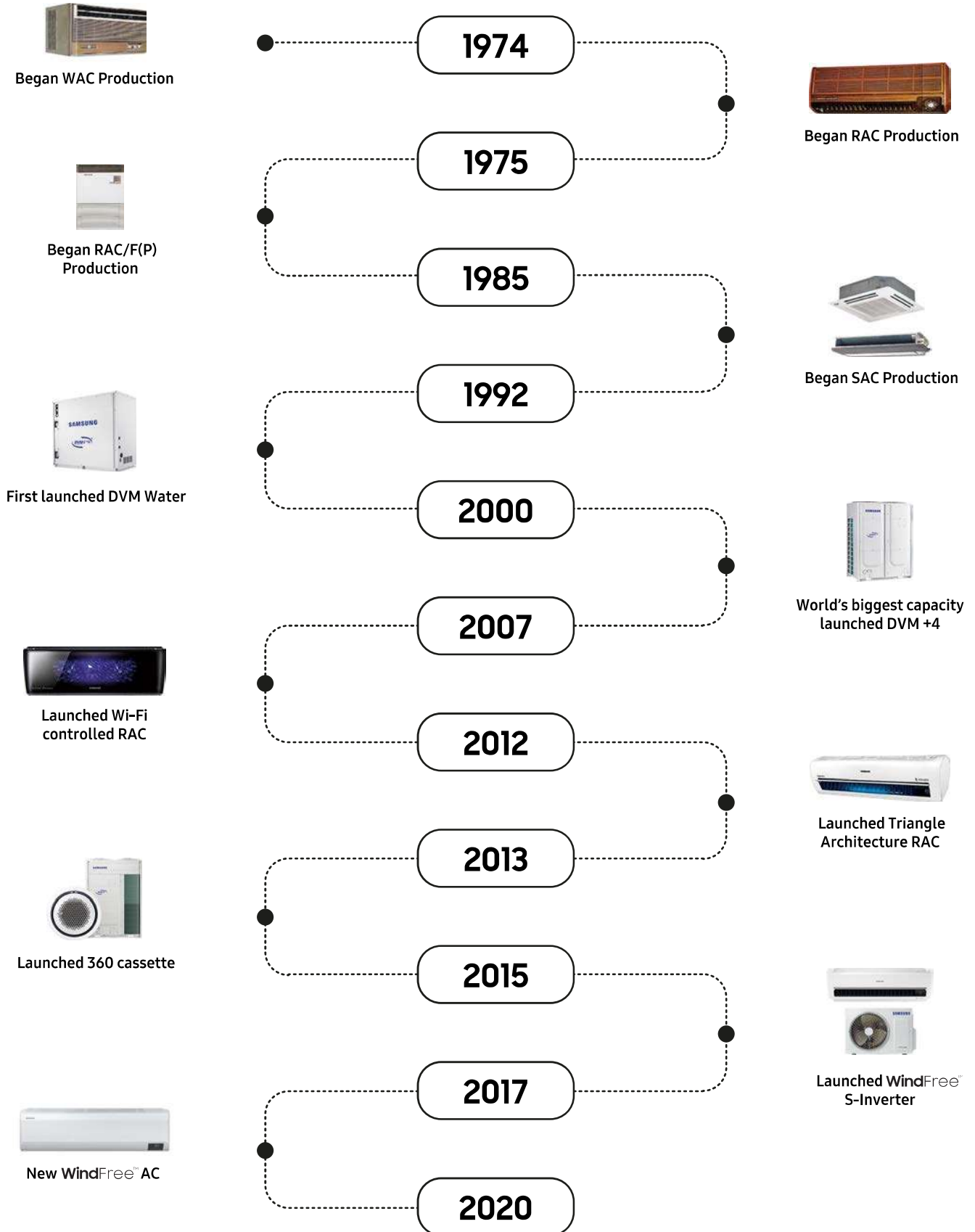
Samsung air conditioners are renowned for bringing cutting edge technology to you, but they also feature designs that complement your lifestyle.

Don't believe us, trust the bevy of international awards that recognise our design pedigree.

This amalgamation of mesmerising designs and intelligent innovations is what makes them unique, for they not only keep you comfortable, while being energy efficient, but they also look good while they are at it.

With Samsung air conditioners discover a way of life that is cool, convenient, and chic.

# A heritage of 46 years







Room Air Conditioners

System Air Conditioners

Air Purifiers



# Room AC 2020 Range



## WindFree™ Air Conditioners

06-08



## Convertible Air Conditioners

09-11



## Eco Inverter Air Conditioners

12-13

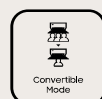



## On-off Air Conditioners

14-15

# WindFree™ Range

<b>Capacity range</b>	3.20kW (1.0T), 5.00kW (1.5T)
<b>Energy Rating</b>	5 Star and 3 Star
<b>Cooling features</b>	WindFree® Cooling Convertible Mode Copper Condenser Turbo Cooling Good Sleep Mode Dehumidification mode
<b>Convenience features</b>	AI Auto-Cooling with WiFi Motion detect sensor Voltage Fluctuation Protector Smart Installation Triple Protector Plus Auto Clean, Super Silent Db Easy Filter
<b>Warranty</b>	10 years warranty on compressor 5 years warranty on Condenser 5 years warranty on PCB Controller



3.20kW(1.0T) – 5.00kW(1.5T)

○ Plain White



5.00kW(1.5T)

○ Plain White

## 1 Stay comfortably cool without feeling cold



**WindFree™** cools gently and quietly without the unpleasant feeling of cold wind on your skin, as it disperses air through 23000 micro air holes.

## 3 Automatically cools more efficiently



**Direct wind**

Tracks your movement to follow you wherever you move.



**Indirect wind**

Tracks your movement to avoid wind from blowing towards you.

The user can control the direction of the wind. The motion detect sensor starts detecting 5 mins after turning on. If there is no movement after 20 mins it will automatically switch to the **WindFree™** mode to save energy.

## 5 Remotely control it anytime, anywhere



Using the SmartThings App\* you can remotely control and monitor the air conditioner with just a touch. Or simply tell artificial intelligence (AI) system what you want and it does it. It even suggests the best settings.

## 2 Enjoy a more intelligent way of living



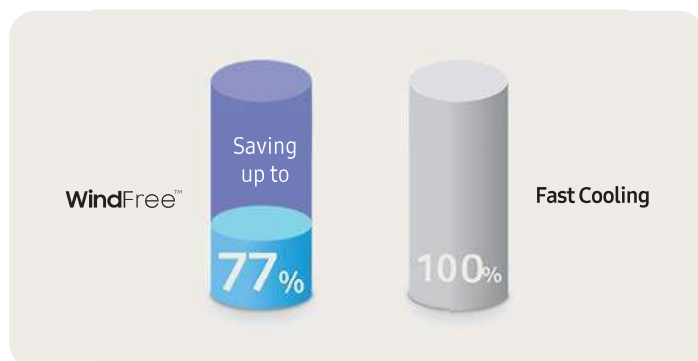
AI auto cooling feature automatically optimizes the cooling by analyzing the usage behavior. Based on your preferred temperature and the outside temperature, it automatically switches to the most appropriate mode.

## 4 Low noise levels



Super Silent Samsung air conditioner works much more smoothly and quietly as its stable operation produces less vibration and noise.

## 6 Reduces energy use by 77%^ to save money

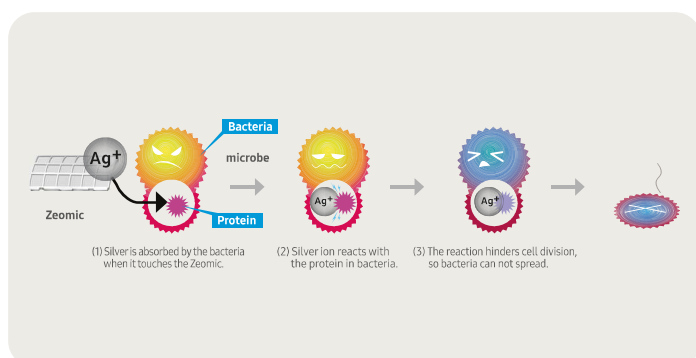


The compressor and the indoor fan operate efficiently to maintain the desired temperature, thus using minimum energy.

\*Available on iPhones and Android devices. A network connection is required. Samsung application account is necessary. ^Tested on the AR12TY5AAWK model, based on the power consumption of Fast cooling mode vs WindFree cooling mode.



## 7 Easy to clean anti-bacterial filter



Keep your air conditioner working efficiently with less effort. The Easy Filter Plus is located outside, on the top, so it can easily be taken out and cleaned. Its dense mesh keeps the Heat Exchanger clean and an anti-bacterial coating helps protect you against dangerous airborne contaminants\*.

## 8 Stable and durable in harsh conditions



Enjoy a long - lasting performance in challenging environments. Triple Protector Plus technology prevents damage from power surges and fluctuating electrical currents. Its anti-corrosion coating also protects the condenser and cabinet in harsh conditions.

## 9 Simply cleans itself



Keep the inside of your air conditioner hygienic by doing nothing! After it has been working, the Auto Clean function automatically dries the Heat Exchanger using a 3-step process. It removes moisture by blowing air for between 10 to 30 minutes. So it prevents the build-up of bacteria and odors.

## 10 Designed to cool faster, wider and farther

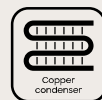
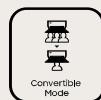



Save money every day with highly energy-efficient Digital Inverter Boost technology. It maintains the desired temperature with less fluctuation. It also has neodymium magnets and a Twin Tube Muffler, so it works efficiently, quietly and lasts much longer. And it reduces energy usage by up to 77%<sup>^</sup>.

\*Tested in Korea Test lab. Data has been measured under specific testing conditions and may vary depending on environmental factors and individual use. <sup>^</sup>Tested on the AR12TY5AAWK model, based on the power consumption of Fast cooling mode vs WindFree™ cooling mode.

# Convertible Range

<b>Capacity range</b>	3.20kW(1.0T), 5.00kW (1.5T) 6.00kW(2.0T)
<b>Energy Rating</b>	5 Star and 3 Star
<b>Cooling features</b>	Convertible Mode, 8 pole Motor, Copper Condenser, Turbo Cooling, Good Sleep Mode, Dehumidification mode
<b>Convenience features</b>	Voltage Fluctuation Protector, Smart Installation, Triple Protector Plus, Auto Clean, Anti Bacteria Filter
<b>Warranty</b>	10 years warranty on compressor 5 years warranty on Condenser 5 years warranty on PCB Controller



3.20kW(1.0T) – 6.00kW(2.0T)

○ Paradise Bloom Pattern



3.20kW(1.0T) – 6.00kW(2.0T)

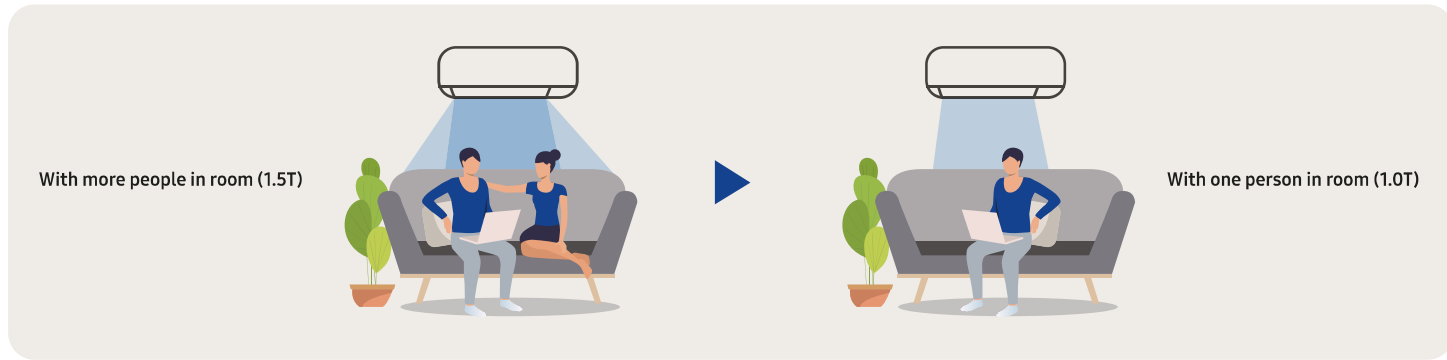
○ Plain White Pattern



3.2kW(1.0T) – 5.00kW(1.5T)

○ Maldives White

## 1 Controlling the cooling capacity



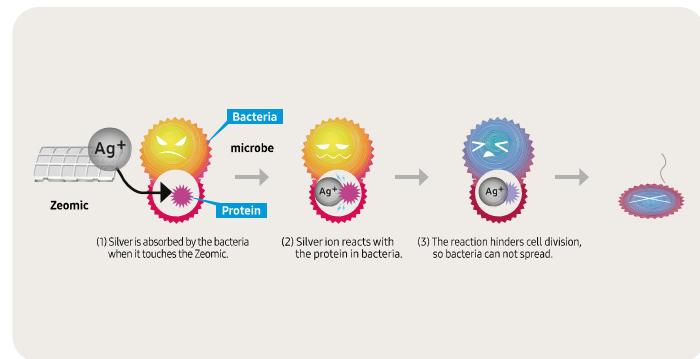
Powered by innovation, in the convertible mode cooling can be adjusted according to the number of people in the room. This helps to maintain a pleasant atmosphere and save energy. The 2.0T capacity gets converted to 1.5T, 1.5T gets converted to 1.0T and 1.0T gets converted to 0.8T.

## 2 Works smart, saves energy



An energy-efficient Digital Inverter 8-Pole maintains the desired temperature without frequently turning off and on. So it uses less energy\* and helps you stay comfortable for long periods.

## 3 Easy to clean anti-bacterial filter



Keep your air conditioner working efficiently with less effort. The Filter Plus is located outside, on the top, so it can easily be taken out and cleaned. Its dense mesh keeps the Heat Exchanger clean and an anti-bacterial coating helps protect you against dangerous airborne contaminants<sup>^</sup>.

## 4 Keeps comfortably cool



The 2-Step Cooling Mode begins cooling the air fast using its Turbo cool mode. It then automatically changes to Comfort Cool mode to maintain the desired temperature, so don't have to keep changing the settings.

\*Tested on the AR12TY5AAWK model, based on the power consumption of Fast cooling mode vs WindFree cooling mode. ^Tested in Korea Test lab. Data has been measured under specific testing conditions and may vary depending on environmental factors and individual use.




## 5 Stable performance




The Voltage fluctuation protector delivers a long lasting performance with advanced durability and protection from power surges. The triple protector technology protects the AC against sudden voltage surge or drop. Operating range (130 Vac to 290 Vac)

## 7 Long-lasting cooling



The Copper condenser is made of corrosion-resistant material to protect the condenser from rusting, which helps to maintain the optimal performance of the Heat Exchanger.

## 9 Stays fresh



When the air conditioner is turned off the Auto Clean function automatically runs a fan to remove dust and moisture in the heat exchanger. So it stays clean and dry, which prevents the growth of bacteria and mildew.

## 6 Removes excess humidity



The dry mode acts as a dehumidifier and removes excess humidity from the room without lowering the temperature significantly.

## 8 Seamless installation experience



Smart installation provides confirmation to the user through the digital display after service and set up is complete.

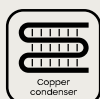
## 10 Enjoy a good sleep



Good Sleep mode automatically controls and fine-tunes the temperature to create the ideal conditions for each stage of the sleep cycle.

# Eco Inverter Range

<b>Capacity range</b>	3.20kW(1.0T), 5.00kW(1.5T)
<b>Energy Rating</b>	5 Star and 3 Star
<b>Cooling features</b>	Copper Condenser Turbo Cooling Good Sleep Mode Dehumidification mode
<b>Convenience features</b>	Back-lit digital display Auto Clean Anti Bacteria Filter
<b>Warranty</b>	10 years warranty on compressor



**Penta Series**  
3.20kW(1.0T) – 5.00kW(1.5T)

○  
Plain White



**Crystal Series**  
3.20kW(1.0T) – 5.00kW(1.5T)

● ● ●  
Brown Strip Blue Strip Pastel Blue Strip



**Super Series**  
3.20kW(1.0T) – 5.00kW(1.5T)

● ● ●  
Brown Strip Blue Strip Pastel Blue Strip

## 1 Long-lasting cooling




The Copper condenser is made of corrosion-resistant material to protect the condenser from rusting, which helps to maintain the optimal performance of the Heat Exchanger.

## 2 Cools you faster




Cool a whole room rapidly and effectively. Turbo cooling mode operates with the fastest fan speed, before slowing down. So it cools much faster compared to the normal mode and reaches the desired temperature in the shortest time.

## 3 Removes excess humidity



The dry mode acts as a dehumidifier and removes excess humidity from the room without lowering the temperature significantly.

## 4 Stays fresh




When the air conditioner is turned off the Auto Clean function automatically runs a fan to remove dust and moisture in the heat exchanger. So it stays clean and dry, which prevents the growth of bacteria and mildew.

## 5 Breathe purer air



Anti-dust and Bacteria Filter is really effective at capturing dust, airborne contaminants and allergens, such as pollen, mold spores and pet dander.

## 6 Enjoy a good sleep



Good Sleep mode automatically controls and fine-tunes the temperature to create the ideal conditions for each stage of the sleep cycle.



# On-Off Range

Capacity range	3.2kW(1.0T) 5.00kW(1.5T)
Energy Rating	3 Star
Cooling features	Copper Condenser Turbo Cooling Good Sleep Mode Dehumidification mode
Convenience features	Auto Clean Anti Bacteria Filter Back-lit digital display
Warranty	5 years warranty on compressor



3.20kW(1.0T) – 5.00kW(1.5T)  
● Ultima Brown Strip



3.20kW(1.0T) – 5.00kW(1.5T)  
● Optima blue strip

## 1 Long-lasting cooling




The Copper condenser is made of corrosion-resistant material to protect the condenser from rusting, which helps to maintain the optimal performance of the Heat Exchanger.

## 2 Cools you faster




Cool a whole room rapidly and effectively. Turbo cooling mode operates with the fastest fan speed, before slowing down. So it cools much faster compared to the normal mode and reaches the desired temperature in the shortest time.

## 3 Removes excess humidity



The dry mode acts as a dehumidifier and removes excess humidity from the room without lowering the temperature significantly.

## 4 Stays fresh




When the air conditioner is turned off the Auto Clean function automatically runs a fan to remove dust and moisture in the heat exchanger. So it stays clean and dry, which prevents the growth of bacteria and mildew.

## 5 Breathe purer air



Anti-dust and Bacteria Filter is really effective at capturing dust, airborne contaminants and allergens, such as pollen, mold spores and pet dander.

## 6 Enjoy a good sleep



Good Sleep mode automatically controls and fine-tunes the temperature to create the ideal conditions for each stage of the sleep cycle.

# System AC Range



**360 Cassette**

17-18



**Slim 1-Way Cassette**

19-20



**4 Way Cassette**

21-22



**Range- IDU + ODU**

23-26



# 360 Cassette

Capacity range (Min/Std/Max)	1.5 TR, 2 TR, 3 TR and 4 TR
---------------------------------	-----------------------------

Cooling features	Circular design, Booster fan, Wireless Remote
---------------------	--

Convenience features	Even cooling, Bladeless Airflow, PM 1.0 filter
-------------------------	---



○ Square Plain White



● Square Black



○ Circular Plain White



● Circular Black

## 1 Evenly circulates and cools every corner



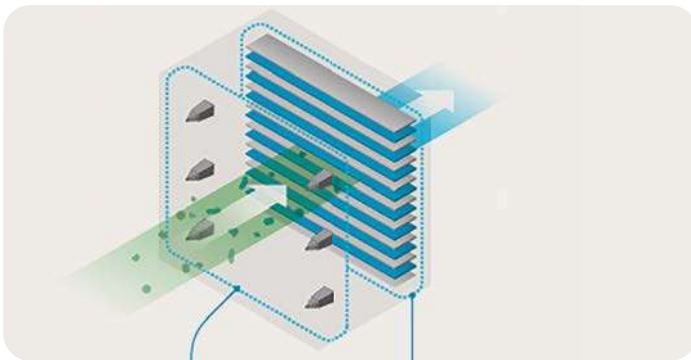
Unlike 4-way, cassette type air conditioners that create areas of uneven airflow where cool air can't reach\*, a circular outlet blows cool air in all directions, so every corner of a room is the same temperature\*\*.

## 2 Comfortable cool, not unpleasantly cold



A bladeless design softly disperses cool air across the room, making you comfortably cool without feeling a cold draft\*. With no blades to block the air flow, it also expels 25% more air^ and spreads it farther.

## 3 PM1.0 Filter



The PM1.0 filter is not only effective at capturing ultrafine dust of up to  $0.3\mu\text{m}$  in size, but it also sterilizes up to 99% of the bacteria trapped by the filter using an electrostatic precipitator.

## 4 Circular design to perfectly fit in everywhere



Its innovative circular design can match a multitude of interior designs, so it perfectly fits in everywhere. Its minimalist modern styling creates a sophisticated look and its circular shape stands out beautifully.

## 5 Spreads more air in more ways



An innovative Booster Fan enables cool air to be expelled at much lower angles. It creates a low pressure area around the outlet, so that cool air comes out parallel to the ceiling and disperses across a wider area.

## 6 All round simpler, intuitive control



Intuitively control its performance and see where the air is going. The Wireless Remote Controller's Jog shuttle and button offer a fun way to adjust the air flow and a Circular LED Display shows its direction.

\*Samsung testing compared to a general 4 way cassette type air conditioner. \*\* Within an 9.3m radius the temperature difference is less than 0.6°C. ^Within a 5m radius, no cold draft between 0~1.5m in height (with 14.0kw).



# Slim 1-Way Cassette

Capacity range	0.6 TR, 0.8 TR, 1.0 TR, 1.6 TR and 2.0 TR
Cooling features	<b>WindFree™</b> , Built-in Drain
Convenience features	Slim Design, Long Air throw



slim and  
compact design



Stylish Panel



Built-in drain  
pump




**WindFree™**  
☐ Plain White



**Flat Panel**  
☐ Plain White




## 1 Stay cool without direct wind



**WindFree™** Cooling effectively maintains a comfortable level of coolness without the unpleasant feeling of cold wind. Cool air is gently dispersed through 10,000 micro air holes, so you don't feel too hot or cold.

## 2 Energy saving with WindFree™



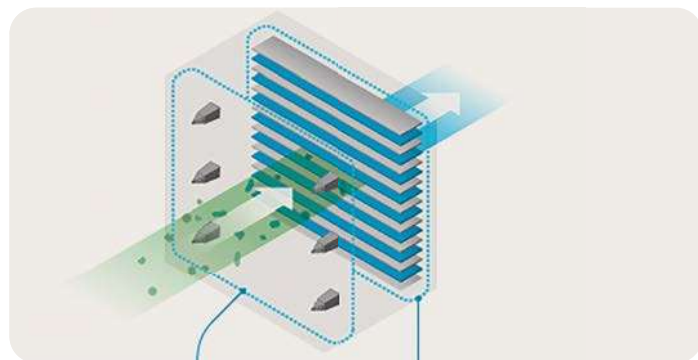
**WindFree™** Cooling allows efficient energy saving.

## 3 Faster cooling in wide area



Wider and bigger blade cools large area much faster, without leaving dead zone.

## 4 PM1.0 Filter



The PM1.0 filter is not only effective at capturing ultrafine dust of up to  $0.3\mu\text{m}$  in size, but it also sterilizes up to 99% of the bacteria trapped by the filter using an electrostatic precipitator.

# Slim 4-Way Cassette

Capacity range	2 TR, 3 TR, 4 TR
Cooling features	Wind Free™, Big Blade (Wider Cooling)
Convenience features	Motion detect Sensor (MDS)S-Plasma ion Filter, PM 1.0 Filter* (*optional)



slim and  
compact design



stylish panel



built-in drain  
pump



○ Plain White



## 1 Lighter in weight




Samsung's 4 Way Cassette S is now lighter in weight at 17 Kg. It is the lightest indoor unit in the industry, about 35% lighter than the conventional products. Samsung was the first to apply ABS cabinets into its indoor units to provide the lightest units.

## 3 Sanitizes your indoor air




Sanitize your indoor air with Samsung's S-Plasma ion! Priority-filtered air is made even healthier through the S-Plasma ion device which eliminates airborne contaminants, completely eradicates bacteria and eradicates allergies.

## 5 Cools at greater distance



Wide blades in the indoor unit deliver cool or warm air at greater distances up to 5.2 meters to provide cooling and heating throughout the room efficiently

## 2 Surrounded air flow



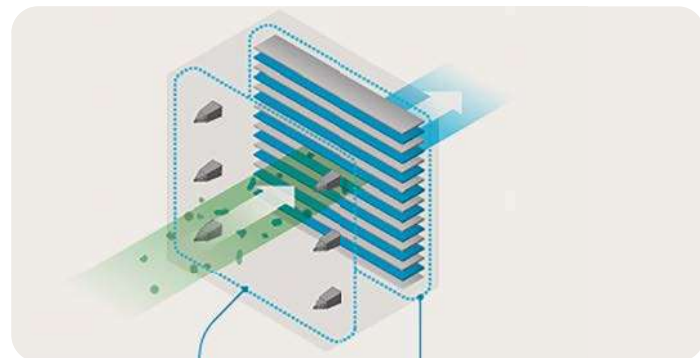
The new 4 Way Cassette S can cool every portion of your room. The new and practical design of the blades minimises blind spots at the corners of the panel, and can almost cover a full 360° around the indoor unit.

## 4 Efficient cooling at all angles



By using the new remote controller, the opening angles of the 4 blades can be individually set at the same or different angles within a 32° - 65° range for more efficient cooling.

## 6 PM1.0 Filter



The PM1.0 filter is not only effective at capturing ultrafine dust of up to 0.3µm in size, but it also sterilizes up to 99% of the bacteria trapped by the filter using an electrostatic precipitator.



# Outdoor Units Line-up

## Side Discharge

Heat Pump/Cooling



4HP | 5HP



6HP | 8HP | 14HP



10HP | 12HP | 14HP

---

## Top Discharge

Heat Pump/Cooling/Heat Recovery



8HP | 10HP | 12HP



14HP | 16HP | 20HP | 22HP



24HP | 26HP | 28HP | 30HP

---

## DVM S Water



8HP | 10HP | 12HP | 20HP | 30HP

## DVM Chiller



12HP | 16HP | 20HP

---

# Indoor Units Line-up

360 Cassette



Slim 1 Way Cassette<sup>+</sup>



4 Way Cassette<sup>+</sup>



Mini 4 Way Cassette



2 Way Cassette



Premium Wall Mount<sup>^</sup>



MSP Duct



HSP Duct



Slim Duct



Floor Standing



Ceiling



Concealed Floor Standing



DVM Hydro



# Wireless/wired Remote Controllers

## AR-EH03I

Wireless Remote Controller  
Standard with **WindFree™**



## AR-KH03I

Wireless Remote Controller for  
360 Cassette



## MWR-WE13N

Wired Remote Controller



## MWR-WG00UN

Wireless Remote Controller  
Standard type



## MWR-SH00N

Wired Remote Controller  
Simple type



## MWR-SH11N

Wired Remote Controller  
Touch Simple type



## MWR-VH12N

Wired Remote Controller  
for ERV



## MCM-A300N

Programmable LCD  
Central Controller



## MWR-WW10N

Wired Remote Controller  
Standard type for EHS





# CAC Line-up

## Outdoor



## 4 Way Cassette

Digital Inverter



## 360 Cassette



## New Slim 1 Way Cassette

WindFree™



## Floor Standing



# Air Purifier Range



## Air Purifier

28-29

# Air Purifiers

Coverage Area	39m <sup>2</sup> (420 Sq. ft.) – 93m <sup>2</sup> (1000 Sq. ft.)
Cooling features	Triple premium HEPA filter, 3-way Air flow
Convenience features	Air purity display, 3 usage modes, Easy to clean



Digital Inverter technology



HEPA Filter



3 Way flow



Filter Indicator



**AX7000**

○ Off White



**AX5500**

○ Noble Silver



**AX3000**

● Blue



## 1 Eliminate up to 99% of PM2.5



Keeps air outstandingly pure with 4 step filtration systems. It removes up to 99.9% of ultrafine dust\*\* and harmful gases,^ and eliminates up to 99.7% of harmful allergens.^

## 2 Pure air, fast and wide



A Front Air Inflow easily draws in air and Dual Power Fans with 4 step filtration systems which powerfully purify and distribute clean air with its 3 Way Air Flow. So it purifies large living rooms faster.

## 3 Check air quality in realtime



The Air Purity Display lets you see the pollution drop before your eyes! 3 sensors give an exact numeric measurement of the PM2.5 and PM10 levels, and various colour lights visually show them and the harmful gas level.

## 4 Enjoy fresh air with low energy use



Super Low Mode senses the pollution level and automatically adjusts the power to minimise electricity use and cost. Sleep Mode works softly and quietly, while Speed Mode powerfully refresh a room at the maximum power for 30 minutes.

# Line-up: WindFree™ | Convertible AC Range











Range Series	WindFree™ Range WindFree™ 2.0	WindFree™ 2.0	WindFree™ 2.0
Model Code	AR12TY5AAWK	AR18TY5AAWK	AR18TY3CAWK
Color—Body/Strip	White	White	White
Performance			
Star Rating	5★	5★	3★
Capacity (Tonnage)	1.0	1.5	1.5
Capacity (kW)	3.20	5.00	5.00
ISEER (Cooling, W/W)	4.63	4.64	3.98
Moisture Removal (l/hr)	1.50	2.00	2.00
Air Circulation (Max, m³/min)	11.20	17.90	17.90
Indoor Noise (High/Low, dB)	39/21	45/26	45/26
Outdoor Noise (High, dB)	48	52	52
Electrical Data			
Power Source (V/Hz/Φ)	230V/50Hz/1Φ	230V/50Hz/1Φ	230V/50Hz/1Φ
Consumption (Cooling, W)	930	1435	1435
Operating Current (Cooling, A)	4.20	6.80	6.80
Dimensions			
Indoor (WxHxD, mm)	820x299x215	1055x299x215	1055x299x215
Outdoor (WxHxD, mm)	790x548x285	790x548x285	790x548x285
Indoor Weight (kg)	9.10	11.60	11.60
Outdoor Weight (kg)	28.20	32.10	32.10
Technical Information			
SVC Valve Liquid (ODxL, mm)	6.35	6.35	6.35
Gas (ODxL, mm)	9.52	12.70	12.70
Piping Length (Max, m)	15	30	30
Piping Height (Max, m)	8	15	15
Features			
Air Direction Control (Up/Down)	Auto	Auto	Auto
Air Direction Control (Left/Right)	Auto	Auto	Auto
Air Flow Control Step (Cool/Fan)	5/4	5/4	5/4
Auto Fan Speed	•	•	•
Air Purification			
Pre-Filter/Easy Filter+/3-Care Filter	•	•	•
Anti-Allergy Care/Anti-Bacteria Coating/Anti-Virus Coating	•	•	•
Auto Clean (Self Cleansing)	•	•	•
Convenience			
Smart Wi-Fi	•	•	•
Motion Detect Sensor (MDS)	•	•	•
Convertible Mode	•	•	•
Stabilizer Free Operation	•	•	•
Smart Installation	•	•	•
Indoor Temp. Display	•	•	•
Remote Controller	•	•	•
Beep On/Off	•	•	•
24-Hour Timer	•	•	•
Auto Restart	•	•	•
Operating Mode			
Fast Cool	•	•	•
Good Sleep	•	•	•
Dehumidification	•	•	•
Auto Mode	•	•	•
Fan Mode	•	•	•
Outdoor Unit			
Compressor Type	BLDC	BLDC	BLDC
Condensor	Copper	Copper	Copper
Refrigerant	R32	R32	R32
Triple Protector	•	•	•
Warranty			
Compressor (Yr)	10	10	10
Condensor (Yr)	5	5	5
PCB Controller (Yr)	5	5	5

Convertible Range- Copper Condenser		Convertible Range- Copper Condenser		Purista Plain
Maldives	Purista Pattern	Purista Pattern	Purista Pattern	Purista Plain
Model Code	AR18TV3PFWK	AR12TV3HFTZ	AR18TV3HFTZ	AR24TV3HFTZ
Color—Body/Strip	White	Purista Pattern	Purista Pattern	Purista Pattern
AR12TV3HFWK				Purista Plain
Performance				
3★	3★	3★	3★	3★
1.5	1.0	1.5	2.0	1.0
5.10	3.20	5.00	6.00	3.20
3.72	3.61	3.61	3.61	3.61
2.00	1.50	2.00	2.50	1.50
14.50	11.10	16.20	17.70	11.10
45/28	37/21	45/26	44/26	37/21
53	48	53	53	48
Electrical Data				
230V/50Hz/1Φ	230V/50Hz/1Φ	230V/50Hz/1Φ	230V/50Hz/1Φ	230V/50Hz/1Φ
1700	1060	1740	2050	1060
10.80	4.80	11.00	8.90	4.80
Dimensions				
1065x298x243	890x285x227	890x285x251	1065x298x243	890x285x227
720x548x265	720x548x265	720x548x265	880x638x310	720x548x265
11.51	9.40	10.00	11.40	9.40
28.00	27.25	28.00	40.99	27.25
Technical Information				
6.35	6.35	6.35	6.35	6.35
12.70	9.52	12.70	15.88	9.52
20	15	20	20	15
12	7	12	12	7
Features				
Auto	Auto	Auto	Auto	Auto
Manual	Manual	Manual	Manual	Manual
5/4	5/4	5/4	5/4	5/4
•	•	•	•	•
Air Purification				
•	•	•	•	•
•	•	•	•	•
•	•	•	•	•
Convenience				
-	-	-	-	-
-	-	-	-	-
•	•	•	•	•
•	•	•	•	•
•	•	•	•	•
•	•	•	•	•
•	•	•	•	•
•	•	•	•	•
•	•	•	•	•
Operating Mode				
•	•	•	•	•
•	•	•	•	•
•	•	•	•	•
•	•	•	•	•
•	•	•	•	•
Outdoor Unit				
8-Pole	8-Pole	8-Pole	8-Pole	8-Pole
Copper	Copper	Copper	Copper	Copper
R410	R410	R410	R410	R410
•	•	•	•	•
Warranty				
10	10	10	10	10
5	5	5	5	5
5	5	5	5	5



# Line-up:

## Convertible AC Range | Eco Inverter Range

								
Range Series	Convertible Range- Copper Condenser Purista Plain		Convertible Range- Durafin Condenser Purista Plain		Convertible Range- Durafin Condenser Purista Plain		Eco Inverter Range- Copper Condenser Penta	
Model Code	AR18TV3HFWK	AR24TV3HFWK	AR12TV5PAWK	AR18TV5PAWK	AR12TV5HEWK	AR18TV5HEWK	AR12TY5QAWK	AR18TY5QAWK
Color—Body/Strip	Purista Plain	Purista Plain	White	White	White	White	White	White
Star Rating	3★	3★	5★	5★	5★	5★	5★	5★
Capacity (Tonnage)	1.5	2.0	1.0	1.5	1.0	1.5	1.0	1.5
Capacity (kW)	5.00	6.00	3.20	5.00	3.20	5.00	3.52	5.22
ISEER (Cooling, W/W)	3.61	3.61	4.64	4.64	4.80	4.64	4.50	4.50
Moisture Removal (L/hr)	2.00	2.50	1.50	2.00	1.50	2.00	1.00	1.50
Air Circulation (Max, m³/min)	16.20	17.70	10.60	18.30	14.10	18.80	11.00	14.83
Indoor Noise (High/Low, dB)	45 / 26	44 / 26	45 / 28	46 / 24	45 / 28	49 / 33	38 / 27	42 / 33
Outdoor Noise (High, dB)	53	53	54	47	54	59	51	52
Electrical Data								
Power Source (V/Hz/Φ)	230V/50Hz/1Φ	230V/50Hz/1Φ	230V/50Hz/1Φ	230V/50Hz/1Φ	230V/50Hz/1Φ	230V/50Hz/1Φ	220~240V/50Hz/1Φ	220~240V/50Hz/1Φ
Consumption (Cooling, W)	1740	2050	920	1390	890	1390	975	1465
Operating Current (Cooling, A)	11.00	8.90	4.60	7.00	4.60	7.00	4.50	6.70
Dimensions								
Indoor (WxHxD, mm)	890x285x251	1065x298x243	820x285x215	1065x298x243	890x285x251	1065x298x243	802x297x189	965x319x215
Outdoor (WxHxD, mm)	720x548x265	880x638x310	720x548x265	880x638x310	720x548x265	880x638x310	770x555x300	800x554x333
Indoor Weight (kg)	10.00	11.40	8.00	11.50	10.00	11.20	9.40	11.80
Outdoor Weight (kg)	28.00	40.99	25.60	36.70	25.70	36.70	23.20	30.10
Technical Information								
SVC Valve Liquid (ODxL, mm)	6.35	6.35	6.35	6.35	6.35	6.35	6.35	6.35
Gas (ODxL, mm)	12.70	15.88	9.52	12.7	9.52	12.70	12.70	12.70
Piping Length (Max, m)	20	20	15	30	15	30	25	30
Piping Height (Max, m)	12	12	8	15	8	15	10	20
Features								
Air Direction Control (Up/Down)	Auto	Auto	Auto	Auto	Auto	Auto	Auto	Auto
Air Direction Control (Left/Right)	Manual	Manual	Manual	Manual	Manual	Manual	Manual	Manual
Air Flow Control Step (Cool/Fan)	5/4	5/4	5/4	5/4	5/4	5/4	3/3	3/3
Auto Fan Speed	•	•	•	•	•	•	•	•
Air Purification								
Pre-Filter/Easy Filter+/3-Care Filter	•	•	•	•	•	•	•	•
Anti-Allergy Care/Anti-Bacteria Coating/Anti-Virus Coating	•	•	•	•	•	•	•	•
Auto Clean (Self Cleansing)	•	•	•	•	•	•	•	•
Convenience								
Smart Wi-Fi	-	-	-	-	-	-	-	-
Motion Detect Sensor (MDS)	-	-	-	-	-	-	-	-
Convertible Mode	•	•	•	•	•	•	-	-
Stabilizer Free Operation	•	•	•	•	•	•	-	-
Smart Installation	•	•	•	•	•	•	-	-
Indoor Temp. Display	•	•	•	•	•	•	•	•
Remote Controller	•	•	•	•	•	•	•	•
Beep On/Off	•	•	•	•	•	•	•	•
24-Hour Timer	•	•	•	•	•	•	•	•
Auto Restart	•	•	•	•	•	•	•	•
Operating Mode								
Fast Cool	•	•	•	•	•	•	•	•
Good Sleep	•	•	•	•	•	•	•	•
Dehumidification	•	•	•	•	•	•	•	•
Auto Mode	•	•	•	•	•	•	•	•
Fan Mode	•	•	•	•	•	•	•	•
Outdoor Unit								
Compressor Type	8-Pole	8-Pole	8-Pole	8-Pole	8-Pole	8-Pole	Rotary	Rotary
Condensor	Copper	Copper	Durafin	Durafin	Durafin	Durafin	Copper	Copper
Refrigerant	R410	R410	R410	R410	R410	R410	R32	R32
Triple Protector	•	•	•	•	•	•	-	-
Warranty								
Compressor (Yr)	10	10	10	10	10	10	10	10
Condensor (Yr)	5	5	5	5	5	5	1	1
PCB Controller (Yr)	5	5	5	5	5	5	1	1

# Line-up:

## Eco Inverter Range | On-off Range

								
Range Series	Eco Inverter Range- Copper Condenser Crystal		Super	Super	On-Off Range Ultima	Ultima	Optima	Optima
Model Code	AR12TY3QCBR	AR18TY3QCBR*	AR12TY3QBBU	AR18TY3QBBU*	AR12TG3BBWK	AR18TG3BBWK	AR12RG3BAWK	AR18RG3BAWK
Color-Body/Strip	Brown Strip	Brown Strip	Blue Strip	Blue Strip	Brown Strip	Brown Strip	Blue Strip	Blue Strip
Star Rating	3★	3★	3★	3★	3★	3★	3★	3★
Capacity (Tonnage)	1.0	1.5	1.0	1.5	1.0	1.5	1.0	1.5
Capacity (kW)	3.52	4.98	3.52	4.98	3.30	5.05	3.30	5.05
ISEER (Cooling, W/W)	3.50	3.50	3.50	3.50	3.59	3.58	3.59	3.58
Moisture Removal (l/hr)	1.00	1.50	1.00	1.50	1.00	1.50	1.00	1.50
Air Circulation (Max, m³/min)	10.40	13.17	10.40	13.17	13.00	19.00	13.00	19.00
Indoor Noise (High/Low, dB)	40/32	40/31	40/32	40/31	42/32	44/36	42/32	44/36
Outdoor Noise (High, dB)	54	52	54	52	53	54	53	54
Electrical Data								
Power Source (V/Hz/Φ)	220~240V/50Hz/1Φ	220~240V/50Hz/1Φ	220~240V/50Hz/1Φ	220~240V/50Hz/1Φ	230V/50Hz/1Φ	230V/50Hz/1Φ	230V/50Hz/1Φ	230V/50Hz/1Φ
Consumption (Cooling, W)	1150	1748	1150	1748	920	1410	920	1410
Operating Current (Cooling, A)	5.00	7.60	5.00	7.60	4.23	6.24	4.23	6.24
Dimensions								
Indoor (WxHxD, mm)	805x285x194	957x302x213	805x285x194	957x302x213	800x295x230	1000x295x230	800x295x230	1000x295x230
Outdoor (WxHxD, mm)	720x495x270	800x554x333	720x495x270	800x554x333	780x557x241	780x557x241	780x557x241	780x557x241
Indoor Weight (kg)	8.95	11.90	8.20	10.85	9.30	11.00	9.30	11.00
Outdoor Weight (kg)	21.00	28.30	21.50	28.30	28.50	35.00	28.50	35.00
Technical Information								
SVC Valve Liquid (ODxL, mm)	6.35	6.35	6.35	6.35	6.35	6.35	6.35	6.35
Gas (ODxL, mm)	9.52	12.70	9.52	12.70	12.70	12.70	12.70	12.70
Piping Length (Max, m)	25	30	25	30	15	15	15	15
Piping Height (Max, m)	10	20	10	20	10	10	10	10
Features								
Air Direction Control (Up/Down)	Auto	Auto	Auto	Auto	Auto	Auto	Auto	Auto
Air Direction Control (Left/Right)	Manual	Manual	Manual	Manual	Manual	Manual	Manual	Manual
Air Flow Control Step (Cool/Fan)	3/3	3/3	3/3	3/3	4	4	4	4
Auto Fan Speed	•	•	•	•	•	•	•	•
Air Purification								
Pre-Filter/Easy Filter+/ 3-Care Filter	•	•	•	•	•	•	•	•
Anti-Allergy Care/Anti-Bacteria Coating/Anti-Virus Coating	•	•	•	•	•	•	•	•
Auto Clean (Self Cleansing)	•	•	•	•	•	•	•	•
Convenience								
Smart Wi-Fi	-	-	-	-	-	-	-	-
Motion Detect Sensor (MDS)	-	-	-	-	-	-	-	-
Convertible Mode	-	-	-	-	-	-	-	-
Stabilizer Free Operation	-	-	-	-	-	-	-	-
Smart Installation	-	-	-	-	-	-	-	-
Indoor Temp. Display	•	•	•	•	•	•	•	•
Remote Controller	•	•	•	•	•	•	•	•
Beep On/Off	•	•	•	•	-	-	-	-
24-Hour Timer	•	•	•	•	•	•	•	•
Auto Restart	•	•	•	•	•	•	•	•
Operating Mode								
Fast Cool	•	•	•	•	•	•	•	•
Good Sleep	•	•	•	•	•	•	•	•
Dehumidification	•	•	•	•	•	•	•	•
Auto Mode	•	•	•	•	•	•	•	•
Fan Mode	•	•	•	•	•	•	•	•
Outdoor Unit								
Compressor Type	Rotary	Rotary	Rotary	Rotary	Rotary	Rotary	Rotary	Rotary
Condensor	Copper	Copper	Copper	Copper	Copper	Copper	Copper	Copper
Refrigerant	R32	R32	R32	R32	R32	R32	R32	R32
Triple Protector	-	-	-	-	-	-	-	-
Warranty								
Compressor (Yr)	10	10	10	10	5	5	5	5
Condensor (Yr)	1	1	1	1	1	1	1	1
PCB Controller (Yr)	1	1	1	1	1	1	1	1

\*Color may vary from model to model.



# Line-up: System Air Conditioners



Model Type	AC036NN1PKC/TL* 1-Way CAC Inverter CO	AC052NN1PKC/TL* 1-Way CAC Inverter CO	AC071NN1PKC/TL* 1-Way CAC Inverter CO	AC071KN4DEH/TL 360 CAC Inverter HP	AC100KN4DEH/TL 360 CAC Inverter HP	AC140KN4DEH/TL 360 CAC Inverter HP
------------	--	--	--	---------------------------------------	---------------------------------------	---------------------------------------

Model Name						
Indoor Unit	AC036NN1PKC/TL	AC052NN1PKC/TL	AC071NN1PKC/TL	AC071KN4DEH/TL	AC100KN4DEH/TL	AC140KN4DEH/TL
Outdoor Unit	AC036NX1DKC/TL	AC052NX1DKC/TL	AC071NX1DKC/TL	AC071KXADEH/TL	AC100KXADGH/TL	AC140KXADGH/TL
Star Rating	3★	3★	3★	5★	-	-

System Capacity						
Cooling (Min/Std/Max) [KW]	1.2/3.6/4.8	1.5/5.2/6.0	1.8/6.5/7.8	2.20/7.10/8.00	3.50/10.00/12.00	3.50/13.60/15.50
Heating (Min/Std/Max) [KW]	-	-	-	1.90/8.00/9.00	3.50/11.20/15.50	3.50/16.00/18.00
EER Cooling	3.5	3.8	3.5	3.8	3.8	3.11
COP Heating	-	-	-	3.9	4.06	3.44
Liquid Pipe (ø,mm)	6.35	6.35	6.35	6.35	9.52	9.52
Gas Pipe (ø,mm)	12.7	12.7	15.88	15.88	15.88	15.88
Installation Max. Length [m]	30	30	30	50	75	75
Installation Max. Height [m]	15	15	15	30	30	30

Indoor Unit						
Power Supply (ø, V,Hz)	1ø,2,220-240V/50Hz	1ø,2,220-240V/50Hz	1ø,2,220-240V/50Hz	1ø,2,220-240V/50Hz	1ø,2,220-240V/50Hz	1ø,2,220-240V/50Hz
Air Flow Rate (High/Mid/Low, CMM)	9.2/8.3/7.8	14/13/12	15/14/12.5	21.5/18.0/14.5	30/24/20	33/28/23
Sound Pressure (High/Mid/Low, dB)	34/30/28	41/35/29	46/38/30	34/31/28	43/37/32	44/40/36
Net Weight (Kg)	9.2	13.4	13.4	24	26	26
Net Dimensions (WxHxD, mm)	970x135x410	1200x138x450	1200x138x450	947x365x947	947x365x947	947x365x947
Panel Model	PC1NWFMAN	PC1BWFMAN	PC1BWFMAN	PC4NUNMAN	PC4NUNMAN	PC4NUNMAN
Net Dimensions (WxHxD, mm)	1198x35x500	1410x35x500	1410x35x500	1000x66x1000	1000x66x1000	1000x66x1000

Outdoor Unit						
Power Supply (ø, V,Hz)	1ø,2,220-240V/50Hz	1ø,2,220-240V/50Hz	1ø,2,220-240V/50Hz	1ø,2,220-240V/50Hz	3ø,4,380-415V/50Hz	3ø,4,380-415V/50Hz
Net Dimensions (WxHxD, mm)	790x548x285	880x638x310	880x798x310	880x798x310	940x1210x330	940x1210x330
Net Weight (kg)	33.5	40.5	52.8	50.5	90	92
Cooling Temp. Range (°C)	-5-52 °C	-5-52 °C	-5-52 °C	-15-52 °C	-15-52 °C	-15-52 °C
Heating Temp. Range (°C)	-	-	-	-20-24 °C	-20-24 °C	-20-24 °C

\*Available in both Wind-Free and non Wind-Free options. All products with Green Refrigerant R410A.  
CO: Cooling Only, HP: Heat Pump

# Line-up: System Air Conditioners



Model Type	AC071NN4DKC/TL* 4-Way CAC Inverter CO	AC100NN4DKC/TL* 4-Way CAC Inverter CO	AC140NN4DKC/TL* 4-Way CAC Inverter CO
Model Name			
Indoor Unit	AC071NN4DKC/TL	AC100NN4DKC/TL	AC140NN4DKC/TL
Outdoor Unit	AC071NXADKC/TL	AC100NXADKC/TL	AC140NXADKC/TL
Star Rating	5★	-	-
System/Capacity			
Cooling (Min/Std/Max) [KW]	1.7/6.8/8.0	3.0/10.6/12.0	3.5/13.6/15.5
EER Cooling	4.5	2.8	2.8
Liquid Pipe (ø,mm)	6.35	9.52	9.52
Gas Pipe (ø,mm)	15.88	15.88	15.88
Installation Max. Length [m]	50	50	75
Installation Max. Height [m]	30	30	30
Indoor Unit			
Power Supply (ø, V,Hz)	1ø,2,220-240V/50Hz	1ø,2,220-240V/50Hz	1ø,2,220-240V/50Hz
Air Flow Rate (High/Mid/Low, CMM)	25/22/18	31/25/19	33.5/27/22
Sound Pressure (High/Mid/Low, dB)	40/37/34	44/39/33	45/41/37
Net Weight (kg)	18	18	20
Net Dimensions (WxHxD, mm)	840x288x840	840x288x840	840x288x840
Panel Model	PC4NUFMAN	PC4NUFMAN	PC4NUFMAN
Net Dimensions (WxHxD, mm)	950x45x950	950x45x950	950x45x950
Outdoor Unit			
Power Supply	1ø,2,220-240V/50Hz	1ø,2,220-240V/50Hz	3ø,4,380-415V/50Hz
Net Dimensions (WxHxD, mm)	880x798x310	940x998x330	940x1210x330
Net Weight (kg)	48.5	71	86.5
Cooling Temp. Range (°C)	-5-52 °C	-5-52 °C	-5-52 °C

\*\*Available in non Wind-Free option only. All products with Green Refrigerant R410A.  
CO: Cooling Only, HP: Heat Pump

# Line-up: Air Purifiers



Model Manufacturing	AX70J7000WT/NA Korea	AX60M5051WS/NA China	AX40K3020WU/NA China
Performance			
Dust Collecting^ (CA, m³)	93.1	60	39
Dust Collecting CADR (CFM, Ft³/Min)	-	-	325.7
Energy (W)	80	60	34
Noise (High, dB)	54	50	45
Pre Filter	•	•	•
Dust Collecting Filter	•	•	•
Deodorization	•	•	•
Integral Combine	•	•	•
Modes/Input			
Control Input	Touch	Touch	Touch
Auto Mode	•	•	•
Air-flow Control	3-Step (H-M-L)	3-Step (H-M-L)	2-Step (H-L)
Sleep Mode	•	•	•
Speed (Turbo) Mode	•	•	-
Filter Progress	-	•	-
Filter Change Alarm	•	•	•
Timer	•	•	-
Wi-Fi	-	-	-
Dust Sensor	•	•	•
Odour Sensor	•	•	•
Filter Sensor	-	•	-
Cleanliness (Dust+Gas) Display	5-Colour	-	4-Colour
PM Digital Display	PM2.5 and PM10	PM2.5	-
Odour Display	-	4-Colour	-
Design			
Body Colour	Airy White	Airy White	DA White
Point Colour	White	Silver	Serene Blue
Blade	-	-	-
Physical Specifications			
Net (WxHxD, mm)	360×1054×284	360x783x293	361x481x233
Gross (WxHxD, mm)	457x1110x377	437x838x372	414x572x269
Weight (Net/Gross)	15kg/18.2 kg	11.6kg/14.1kg	6.5kg/7.9kg
Loading (40Q)	310	332/498	964
Loading (20Q)	150	160	476

^Room coveration for Korea.

# Samsung Services: we've got you covered

Extensive service network with multiple support channels

**3300+**

Service center touchpoints

**24 x 7**

Call center facility



Convenient access



Track your repair



**Extended warranty**

## Extended warranty

A comprehensive warranty that lets you get the most out of your Samsung Home Appliances for a longer period. Samsung's extended warranty gives you a seamless, stress free ownership experience.

[Click to know more](#)

