

DECLARATION OF DR. JERRY NELSON, M.D.

I have reviewed the autopsy report attached to this declaration as Exhibit A. The attached autopsy report appears to be a report prepared by my brother, Dr. Thomas C. Nelson, M.D. I recognize his signatures on the report. The name of the decedent recorded on the report is Theresa Graybeal. The report indicates it was prepared at 1:00 p.m. on February 9, 1978.

My Brother ^{Began} and I worked as forensic pathologists for the County of Fresno from ^{APPROX 1965} APPROX. 1970 to 1992. During that time we performed thousands of autopsies. I have personally performed approximately 8,500 autopsies; and I have testified in court as an expert in forensic pathology 434 times. }

The attached autopsy report notes on the first page the "length" of the body being examined. This is the place on every autopsy report that I am familiar with where the pathologist notes the full height of the decedent as measured from the bottom of the foot to the top of the head. In the attached report there appears to be the number 160 written to record the full length of the body. **This would indicate that the decedent's actual height was 160 centimeters.**

I also noted that there was a **10 degree upward angle from the entry wound to the exit wound.** If rods were used to determine this angle, based upon my experience and training, this would be the most accurate method of determining this measurement. It is customary for a forensic pathologist to use rods for this purpose.

I declare under penalty of perjury that the foregoing is true and correct. This declaration is being executed in the County of Fresno in the State of California.

Date Mar. 19, 2019

Signed Dr. Jerry Nelson, M.D.
Dr. Jerry Nelson, M.D.

EXHIBIT A

COUNTY OF FRESNO — OFFICE OF SHERIFF-CORONER
POST MORTEM RECORD

Name Therese Graybeal
 Age 22 Height 160 Weight _____ Date & Time of Death 1:23 AM 2-9-78
 Date, Time & Place of Autopsy: 1 PM 2-9-78 VMS

INSPECTION

1. Marks of Identification _____
2. Eyes _____ 3. Ears _____ 4. Mouth _____
5. Rigor Mortis Face + legs beginning neck
6. Wounds and General Remarks _____

AUTOPSY

1. Examination of Thoracic Cavity The heart is normal in size. The Coronary Veins are uniform. The valves and muscle are not altered. The lungs are smooth and diffusely and moderately darkly congested. Neck organs are patent.
2. Examination of Abdominal Cavity The stomach contains some partly digested food like orange jelly. The liver, spleen and kidneys are smooth. The pancreas, adrenals and testicles are not remarkable. The right ovary has a Corpus luteum and the endometrium is thick.
3. Examination of Cranial Cavity The vagina & vulva are not altered. The scalp and skull are intact. The brain and vessels are normal, but a little subarachnoid hemorrhage is on the base of the cerebellum and on the 1st 1/3 of the cord that is raggedly transected.

We, the undersigned, have made the above examination, find the cause of death to have been due to:

(A) Sunshot Wound of the Neck

Due to (B) _____

Due to (C) _____

Other Conditions: _____

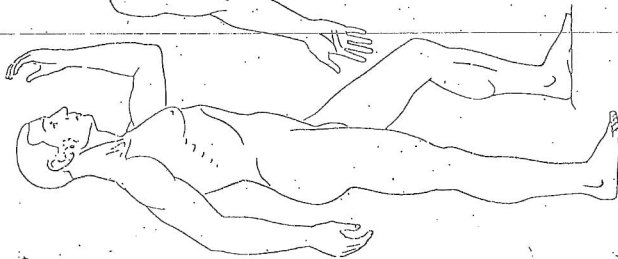
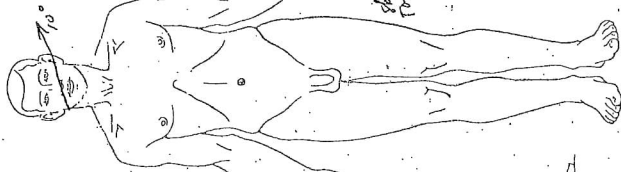
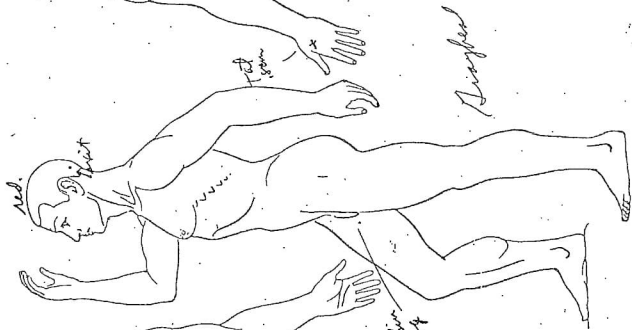
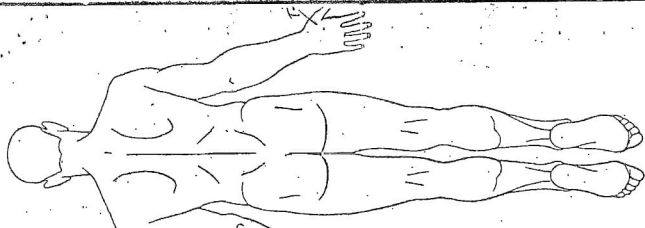
Test to be made for:	
Alcohol	<u>✓</u>
Drugs	<u>✓</u>
Toxic Chemicals	

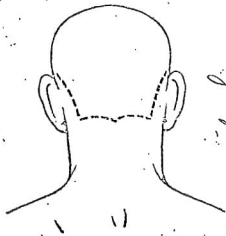
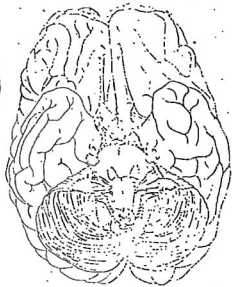
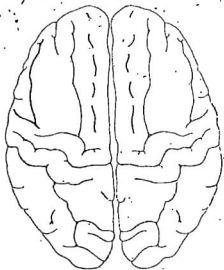
Thompson M.T.
 HAROLD McKINNEY, Sheriff-Coroner, Fresno County
 By _____ Deputy

COUNTY OF FRESNO — OFFICE OF SHERIFF-CORONER
POST MORTEM RECORD

Name Theresa Graybeal

Harold McKinney M.D.
HAROLD McKINNEY, Sheriff-Coroner, Fresno County
By _____ Deputy

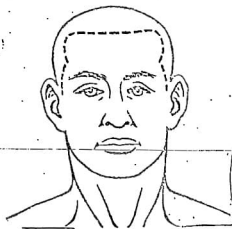




Draw head



low 9 cm



20-25°

