



Menu | Help | Log Out

Back | Print | Refresh | Edit | Close

Grant/Project Tracking

Status Report: 213477 - 01

Grant: 213477-Cerro Gordo, Hancock, Worth Early Childhood Iowa SFY'18
Status: Editing
Program Area: Early Childhood Iowa
Grantee Organization: Empowerment For The Kids
Program Manager: Tami Foley

Board and Contact Information

[Mark as Complete](#) | [Go to Status Report Forms](#)

Area and Counties Served

Name of Early Childhood Area: North Iowa Children's Alliance
Website: www.nichildrensalliance.com
Counties in ECIA: Cerro Gordo, Hancock, Worth

Current Board Chairperson

Current Board Chairperson Name: Chris Watts
Board Chairperson Address: 220 N. Washington Ave
Board Chairperson City: Mason City
Board Chairperson State: Iowa
Board Chairperson Zipcode: 50401
Board Chairperson Phone: 641-421-3022
Board Chairperson E-mail: cwatts@cgcounty.org

Current Fiscal Agent

Current Fiscal Agent Name: Cerro Gordo County
Fiscal Agent Address: 220 N. Washington Ave
Fiscal Agent City: Mason City
Fiscal Agent State: Iowa
Fiscal Agent Zipcode: 50401
Fiscal Agent E-mail: hmathre@cgcounty.org

Contact Person for the Local ECI Board

Contact Person Name: Cody Williams
Contact Address: 103 East State Street, STE 301
Contact City: Mason City
Contact State: Iowa
Contact Zipcode: 50401
Contact Phone: 641-421-2089
Contact E-mail: director@nichildrensalliance.com

[Click here to download the Board Matrix template.](#)

Board Matrix Attachment* [Board_Membership_Matrix_SF1718.pdf](#)

[Click here to download the Community Plan Updates template.](#)

Community Plan Updates* [Community_Plan_Updates_SF18.pdf](#)

[Click here to download the Executive Summary template.](#)

Executive Summary Attachment [17_18_execsummary_Cerro_Gordo_Hancoc_Worth.pdf](#)

Last Edited By: Cody Williams, 08/27/2018



Menu | Help | Log Out

Back | Edit

Grant/Project Tracking

Status Report: 213477 - 01

Grant: 213477-Cerro Gordo, Hancock, Worth Early Childhood Iowa SFY'18

Status: Editing

Program Area: Early Childhood Iowa

Grantee Organization: Empowerment For The Kids

Program Manager: Tami Foley

Instructions

If your board funds two or more dental programs, combine and report the performance measures data together.

Use the TAB key to move from one field to the next. When entering financial information, include both dollars and cents, example. 95234.22

Note: This is a two-part form; follow instructions carefully!

To begin entering information into this form, click "Edit" at the top of the form. You can complete all fields except the "Optional: Other Funding Expended and Source" field. Click "Save" at the top of the form. Now, the "Optional: Other Funding Expended and Source" field is available. If applicable, click "Add" to enter the source and funding amount in the fields. Next, click on "Save" at the top of the form. Repeat this process for each "Optional Funding" entry in this section.

Dental - Direct Services

[Go to Status Report Forms](#)

Name of Program or Service Oral Health Project

List the name of each contractor funded.

Contractor North Iowa Community Action

Description The hygienists from NICAO will provide oral health education, screenings, and fluoride varnish services for children in Cerro Gordo, Worth, and Hancock counties. They will also assist children needing further treatment in receiving it.

Link to Which Comm. Plan Priority or Priorities Dental

How much was invested (Input measures)

Fiscal investments must coincide with early childhood financial statement

Source	
Early Childhood Program	\$0.00
School Ready-Quality	\$0.00
School Ready-Other/Undesignated	\$15,892.77
School Ready-Admin	\$0.00
Total	\$15,892.77

Optional: Other Funding Expended and Source

Source	Amount	Add
		\$0.00

Total Funding

Total \$15,892.77

How much was done or produced (Output measures)

Age of children served (as of September 15)

Output Measures	# done or produced
Prenatal	0
Children 0 to 1 Year	0
Children 1 to 2 Years	0
Children 2 to 3 Years	4
Children 3 to 4 Years	143
Children 4 to 5 Years	169
Children 5 to 6 Years	77
Total	393

How well did we do it (Quality/Efficiency Measures)

Children Screened for	Dental Decay Type of Screening Completed	393 # Achieved Measure	393 # Possible	100.0% %
Of those Children Screened, % referred on for additional services or treatment	20 # Achieved Measure	393 # Possible		5.09% %
Cost per Child for the service	\$15,892.77 Total Cost	393 # of Children		\$40.44 \$

What Was the Change in Conditions for Those We Served (Outcome Measures)

% of children who need dental treatment that went to a dentist	8 # Achieved Measure	20 # Possible		40.0% %
% of children who are cavity free	381 # Achieved measure	393 # Possible		96.95% %

Last Edited By: Cody Williams, 08/20/2018

Menu | Help | Log Out

Back |

Edit |

Grant/Project Tracking

Status Report: 213477 - 01

Grant: 213477-Cerro Gordo, Hancock, Worth Early Childhood Iowa SFY'18

Status: Editing

Program Area: Early Childhood Iowa

Grantee Organization: Empowerment For The Kids

Program Manager: Tami Foley

Instructions

If your board funds scholarships in two or more early learning programs, combine and report the performance measures data together.

Use the TAB key to move from one field to the next. When entering financial information, include both dollars and cents. example: 95234.22

Note: This is a two-part form; follow instructions carefully!

To begin entering information into this form, click "Edit" at the top of the form. You can complete all fields except the "Optional: Other Funding Expended and Source" field. Click "Save" at the top of the form. Now, the "Optional: Other Funding Expended and Source" field is available. If applicable, click "Add" to enter the source and funding amount in the fields. Next, click on "Save" at the top of the form. Repeat this process for each "Optional Funding" entry in this section.

Early Care & Education Scholarships - Direct Services

Mark as Complete | Go to Status Report Forms

Name of Program or Service **Preschool Scholarships**

List the name of each contractor funded.

Contractor GH-V Community School, Little Lambs Preschool, Newman Preschool, Sugar Plum Preschool, Sunbeam Preschool, Sunset Preschool, Tugs daycare and preschool, Washington Charlie Brown Preschool, West Fork CSD, Westhancock, school.

Description Provide 9 month preschool scholarships to children 3-5 years old in the 3 counties we serve, for those that meet income guidelines.

Link to Which Comm. Plan Priority or Priorities Quality Preschool

How much was invested (Input measures)

Fiscal investments must coincide with early childhood financial statement

Source	
Early Childhood Program	\$0.00
Early Childhood Admin	\$0.00
School Ready-Quality	\$0.00
School Ready-Other/Undesignated	\$32,876.50
School Ready-Admin	\$0.00
Total	\$32,876.50

Optional: Other Funding Expended and Source

Add

Source	Amount	Add
		\$0.00

Total Funding

Total \$32,876.50

How much was done or produced (Output measures)

Age of children served (as of September 15)

Output Measures	# done or produced
Prenatal	0
Children 0 to 1 Year	0
Children 1 to 2 Years	0
Children 2 to 3 Years	0
Children 3 to 4 Years	18
Children 4 to 5 Years	18
Children 5 to 6 Years	3

Total

Marital Status - Head of Household (Output Measures)*The total number for the head of household in each category:*

Married	14
Single	16
Widowed	0
Partnered	2
Divorced	5
Separated	2

Household Size (Output Measures)*The total number in the household as reported by the family in each category:*

2 People	8
3 People	5
4 People	13
5 People	8
6 People	4
Greater than 6 People	1

Federal Poverty Level (Output Measures)*The total number of families in each category:*

100% or Below FPL	15
101 - 150% FPL	10
151 - 200% FPL	14
201 - 299% FPL	0
300% or Greater FPL	0

Educational Level of Head of Household (Output Measures)*The total number in each category:*

Middle School or Lower	0
Some High School	2
High School Diploma	13
GED	4
Trade or Vocational Training	1
2-Year College Degree	10
4-Year College Degree	9
Master's Degree or Higher	0

Race of Head of Household (Output Measures)*The total number in each category:*

Native American or Alaskan Native	1
Native Hawaiian or Pacific Islander	0
African American	1
Asian	0
White	37
Multiracial	0

Ethnicity - Hispanic/Latino (Output Measure)*Enter the number of children that received a scholarship and were identified on the application or by the parent as Hispanic/Latino.*

Hispanic/Latino	3
-----------------	---

How much was done or produced (Output Measures)*The total number of programs that received funding for a scholarship.*

Number of programs that received funding for a scholarship 10

Programs Meeting Quality Initiatives (Output Measures)

The total number of programs that meet each of a quality initiatives by category:

NAEYC Accredited 0
 NAFCC Accredited 0
 Head Start 0
 IQPPS Verified 6
 QRS Level 3 1
 QRS Level 4 3
 QRS Level 5 0

Education Level of Lead Teacher (Output Measures)

The total number of lead teachers that are at each of the following educational levels:

GED 0
 High School Diploma 0
 CDA 0
 AA in Early Childhood or Child Development 0
 AA in Related Field 0
 BA/BS in Early Childhood or Child Development 6
 Holds a Teaching License with an Early Childhood Endorsement 3
 Post Graduate Degree 1

How well did we do it (Quality/Efficiency Measures)

Children Screened for Special Education	3	39	7.69%
Type of Screening Completed	# Achieved Measure	# Possible	%
Of those Children Screened, % referred on for additional services or treatment	1	3	33.33%
	# Achieved Measure	# Possible	%
Cost per Child for the service	\$32,876.50	\$842.99	
	Total Cost	# of Children	\$

What Was the Change in Conditions for Those We Served (Outcome Measures)

% of children demonstrating age appropriate skills	2	3	66.67%
	# Achieved	# Possible	%

Assessments for Determining Age Appropriate Skills

The total number of early learning programs using each of the following assessments:

Gold 8
 Creative Curriculum 1
 Brigance 0
 ASQ 1
 IGDIs 0
 High Scope 0
 Ireton Developmental Checklist 0
 Saxon Math 0
 Locally Developed 0

What Was the Change in Conditions for Those We Served (Outcome Measures)

% of programs with a rating of 3 or higher in the QRS system	4	10	40.0%
	# Achieved Measure	# Possible	%

Last Edited By: Cody Williams, 08/20/2018



Menu | Help | Log Out

Back |

Edit |

Grant/Project Tracking

Status Report: 213477 - 01

Grant: 213477-Cerro Gordo, Hancock, Worth Early Childhood Iowa SFY'18

Status: Editing

Program Area: Early Childhood Iowa

Grantee Organization: Empowerment For The Kids

Program Manager: Tami Foley

Instructions

If your board funds two or more health prevention programs, combine and report the performance measures data together.

Use the TAB key to move from one field to the next. When entering financial information, include both dollars and cents, example: 95234.22

Note: This is a two-part form; follow instructions carefully!

To begin entering information into this form, click "Edit" at the top of the form. You can complete all fields except the "Optional: Other Funding Expended and Source" field. Click "Save" at the top of the form. Now, the "Optional: Other Funding Expended and Source" field is available. If applicable, click "Add" to enter the source and funding amount in the fields. Next, click on "Save" at the top of the form. Repeat this process for each "Optional Funding" entry in this section.

Health Prevention - Direct Service

Mark as Complete | Go to Status Report Forms

Name of Program or Service **Calling the Shots**

List the name of each contractor funded.

Contractor **Cerro Gordo Department of Public Health**

Description **Mail out computer-generated vaccine recall letters for under-immunized children aged 0-36 months that are served by the following clinics: Mason City Pediatric Clinic, Clear Lake Pediatric Clinic, Forest Park Clinic, Regency Family Practice, Residency Program, Northwood Clinic, Clear Lake Family Practice, and Hancock County Health Services; Britt, Garner, and Kanawha Clinics as well as Cerro Gordo Public Health.**

Link to Which Comm. Plan Priority or Priorities **Imunizations**

How much was invested (Input measures)

Fiscal investments must coincide with early childhood financial statement

	Source
School Ready-Quality	\$19,232.56
School Ready-Other/Undesignated	\$0.00
School Ready-Admin	\$0.00
Total	\$19,232.56

Optional: Other Funding Expended and Source

Add

Source	Amount
	\$0.00

Total Funding

Total **\$19,232.56**

How much was done or produced (Output measures)

Age of children served (as of September 15)

	Output Measures
Prenatal	0
Children 0 to 1 Year	6434
Children 1 to 2 Years	7990
Children 2 to 3 Years	7668
Children 3 to 4 Years	0
Children 4 to 5 Years	0
Children 5 to 6 Years	0
Total	22092

How well did we do it (Quality/Efficiency Measures)

Children Screened for Immunizations children 0-36 Type of Screening Completed	22092 # Achieved Measure	22092 # Possible	100.0% %
Of those Children Screened, % referred on for additional services or treatment	2907 # Achieved Measure	22092 # Possible	13.16% %
Cost per Child for the service	\$19,232.56 Total Cost	22092 # of Children	\$0.87 \$

What Was the Change in Conditions for Those We Served (Outcome Measures)

% screened that needed follow up services/treatment that received the service	644 # Achieved Measure	2907 # Possible	22.15% %
--	----------------------------------	---------------------------	--------------------

Last Edited By: Cody Williams, 07/24/2018

Grant/Project Tracking

Status Report: 213477 - 01

Grant: 213477-Cerro Gordo, Hancock, Worth Early Childhood Iowa SFY'18

Status: Editing

Program Area: Early Childhood Iowa

Grantee Organization: Empowerment For The Kids

Program Manager: Tami Foley

Instructions

If your board funds two or more transportation programs, combine and report the performance measures data together.

Use the TAB key to move from one field to the next. When entering financial information, include both dollars and cents. example: 95234.22

Note: This is a two-part form; follow instructions carefully!

To begin entering information into this form, click "Edit" at the top of the form. You can complete all fields except the "Optional: Other Funding Expended and Source" field. Click "Save" at the top of the form. Now the "Optional: Other Funding Expended and Source" field is available. If applicable, click "Add" to enter the source and funding amount in the fields. Next, click on "Save" at the top of the form. Repeat this process for each "Optional Funding" entry in this section.

Transportation - Direct Services

Mark as Complete | Go to Status Report Forms

Name of Program or Service Head Start Transportation

List the name of each contractor funded.

Contractor North Iowa Community Action

Description To provide Head Start students transportation to and from preschool in Cerro Gordo, Hancock and Worth Counties

Link to Which Comm. Plan Priority or Priorities Child Abuse

How much was invested (Input measures)

Fiscal investments must coincide with early childhood financial statement

Source	
Early Childhood Program	\$0.00
Early Childhood Admin	\$0.00
School Ready-Quality	\$0.00
School Ready-Other/Undesignated	\$41,909.61
School Ready-Admin	\$0.00
Total	\$41,909.61

Optional: Other Funding Expended and Source

Add

Source	Amount
	\$0.00

Total Funding

Total \$41,909.61

How much was done or produced (Output measures)

Age of children served (as of September 15)

Output Measures	# done or produced
Prenatal	0
Children 0 to 1 Year	0
Children 1 to 2 Years	0
Children 2 to 3 Years	0
Children 3 to 4 Years	10
Children 4 to 5 Years	21
Children 5 to 6 Years	0
Total	31

How much was done or produced (Output measures)			
# of days transportation was provided	158		
	# of Days		
How well did we do it (Quality/Efficiency Measures)			
Cost per Child for the service	\$41,909.61	31	\$1,351.92
	Total Cost	# of Children	\$
What Was the Change in Conditions for Those We Served (Outcome Measures)			
% of days that children attended preschool that were provided transportation	158	158	100.0%
	# Achieved Measure	# Possible	%

Last Edited By: Cody Williams, 08/26/2018

Menu | Help | Log Out

Back

Edit

Grant/Project Tracking

Status Report: 213477 - 01

Grant: 213477-Cerro Gordo, Hancock, Worth Early Childhood Iowa SFY'18

Status: Editing

Program Area: Early Childhood Iowa

Grantee Organization: Empowerment For The Kids

Program Manager: Tami Foley

Instructions

If your board funds two or more child care nurse consultant contractors, combine and report the performance measures data together.

Use the TAB key to move from one field to the next. When entering financial information, include both dollars and cents. example: 95234.22

Note: This is a two-part form; follow instructions carefully!

To begin entering information into this form, click "Edit" at the top of the form. You can complete all fields except the "Optional: Other Funding Expended and Source" field. Click "Save" at the top of the form. Now, the "Optional: Other Funding Expended and Source" field is available. If applicable, click "Add" to enter the source and funding amount in the fields. Next, click on "Save" at the top of the form. Repeat this process for each "Optional Funding" entry in this section.

Child Care Nurse Consultant - Indirect Services

Mark as Complete | Go to Status Report Forms

Name of Program or Service Child Care Nurse Consultant

List the name of each contractor funded.

Contractor North Iowa Community Action

Description The CCNC provides on-site, phone and e-mail consultation services to child care providers. The CCNC seeks to improve the health and safety of children in child care and those who care for them. The CCNC assists providers to participate in the QRS to improve the overall quality of child care in Cerro Gordo, Hancock, and Worth Counties

Link to Which Comm. Plan Priority or Priorities Quality Childcare/Preschool

How much was invested (Input measures)

Fiscal investments must coincide with early childhood financial statement

	Source	
Early Childhood Program		\$28,904.90
Early Childhood Admin		\$0.00
School Ready-Quality		\$0.00
School Ready-Other/Undesignated		\$4,909.10
School Ready-Admin		\$0.00
Total		\$33,814.00

Optional: Other Funding Expended and Source

Add

Source	Amount	Add
		\$0.00

Total Funding

Total \$33,814.00

Output Measures

The total number of visits the child care nurse consultant makes to early learning programs.

of visits by a nurse consultant 55

The total number of programs that participate with the child care nurse.

of early learning programs participating in child care nurse consultant activities (unduplicated) 26

How much was done or produced (Output measures)

The total number of programs in which children received child care nurse consultant services in each category. (You may count a program in more than one category.)

Non-Registered	0
DHS Registered	14
DHS Licensed	20
DE Regulated (licensed exempt from DHS)	2
QRS Level 1	0
QRS Level 2	1
QRS Level 3	4
QRS Level 4	11
QRS Level 5	0

How much was done or produced (Output Measures)

The total number of children that have special health care needs. If there were no children with special health care needs, enter '0.'

of children with special health care needs **6**

The total number of direct technical assistance contacts provided to programs by the nurse consultant, other than in-person visits which are reported separately.

of technical assistance contacts **24**

How well did we do it (Quality/Efficiency Measures)

% of programs rating a 3 or higher in the QRS system	15 # Achieved Measure	26 # Possible	57.69% %
Cost per Program for the service	\$33,814.00 Total Cost	26 # of Programs	\$1,300.54 \$

What Was the Change in Conditions for Those We Served (Outcome Measures)

% of children with special health care needs with a special needs care plan in place at the child care facility (program)	5 # Achieved Measure	6 # Possible	83.33% %
% of programs receiving onsite assessment and consultation that improve health and safety conditions in their early learning environments	25 # Achieved Measure	26 # Possible	96.15% %

Last Edited By: Cody Williams, 08/20/2018



Menu | Help | Log Out

Back | | | Edit |

Grant/Project Tracking

Status Report: 213477 - 01

Grant: 213477-Cerro Gordo, Hancock, Worth Early Childhood Iowa SFY'18

Status: Editing

Program Area: Early Childhood Iowa

Grantee Organization: Empowerment For The Kids

Program Manager: Tami Foley

Instructions

If your board funds two or more preschool scholarship coordination services, combine and report the performance measures data together.

Use the TAB key to move from one field to the next. When entering financial information, include both dollars and cents. example: 95234.22

Note: This is a two-part form; follow instructions carefully!

To begin entering information into this form, click "Edit" at the top of the form. You can complete all fields except the "Optional: Other Funding Expended and Source" field. Click "Save" at the top of the form. Now, the "Optional: Other Funding Expended and Source" field is available. If applicable, click "Add" to enter the source and funding amount in the fields. Next, click on "Save" at the top of the form. Repeat this process for each "Optional Funding" entry in this section.

Preschool Scholarship Coordination - Indirect Services

[Mark as Complete](#) | [Go to Status Report Forms](#)

Name of Program or Service Preschool Scholarship Coordination

List the name of each contractor funded.

Contractor Early Childhood Iowa Area- Cerro Gordo, Worth and Hancock Counties

Description Process preschool scholarships for children ages 3-5 in the tri-county area. Coordinate payment and missing payments with providers.

Link to Which Comm. Plan Priority or Priorities Quality Childcare/Preschool

How much was invested (Input measures)

Fiscal investments must coincide with early childhood financial statement

	Source
Early Childhood Program	\$0.00
Early Childhood Admin	\$0.00
School Ready-Quality	\$7,697.87
School Ready-Other/Undesignated	\$0.00
School Ready-Admin	\$0.00
Total	\$7,697.87

Optional: Other Funding Expended and Source

Add

Source	Amount	Add
		\$0.00

Total Funding

Total \$7,697.87

Output Measures

The total number of tuition assistance applications completed.

of scholarships processed 59

The total number of programs in which children received direct tuition assistance.

of programs (unduplicated) 11

QRS Participation (Output Measures)

The total number of programs in which children received direct tuition assistance at each of the following levels:

QRS Level 3 1

QRS Level 4 3

QRS Level 5 0

How well did we do it (Quality/Efficiency Measures)

Cost per application	\$7,697.87	59	\$130.47
	Total Cost	# of applications	\$

What Was the Change in Conditions for Those We Served (Outcome Measures)

% of children applying for preschool scholarships who actually receive the scholarship	39 # Achieved Measure	59 # Possible	66.1% %
Children applying for a scholarship that did not receive it. List the reasons:	Over Income or living outside the three county area.		
			20 # Achieved Measure
			59 # Possible
			33.9% %
% of programs rating a 3 or higher in the QRS system	4 # Achieved Measure	11 # Possible	36.36% %

Last Edited By: Cody Williams, 08/20/2018

Grant/Project Tracking

Status Report: 213477 - 01

Grant: 213477-Cerro Gordo, Hancock, Worth Early Childhood Iowa SFY'18

Status: Editing

Program Area: Early Childhood Iowa

Grantee Organization: Empowerment For The Kids

Program Manager: Tami Foley

Instructions

If your board funds two or more professional development - training opportunities, combine and report the performance measures data together.

Use the TAB key to move from one field to the next. When entering financial information, include both dollars and cents. example: 95234.22

Note: This is a two-part form; follow instructions carefully!

To begin entering information into this form, click "Edit" at the top of the form. You can complete all fields except the "Optional: Other Funding Expended and Source" field. Click "Save" at the top of the form. Now, the "Optional: Other Funding Expended and Source" field is available. If applicable, click "Add" to enter the source and funding amount in the fields. Next, click on "Save" at the top of the form. Repeat this process for each "Optional Funding" entry in this section.

NOTE: Use these measures when funding training opportunities. These opportunities may be one-shot training/workshops or provided as a series, such as ChildNet. For this category, a series is counted as one training opportunity.

Professional Development: Training - Indirect Services

Mark as Complete | Go to Status Report Forms

Name of Program or Service: Wholistic Early Childhood Nutrition Education

List the name of each contractor funded.

Contractor: Cerro Gordo County Dept. of Public Health

Description: This program offers healthy childcare setting nutrition strategies to childcare providers in the 3-county region (Cerro Gordo, Hancock, Worth). A presentation on state dietary regulations will be provided in each county. Additionally, three separate childcare centers will be selected to receive more in depth analysis and change recommendations to their current menu offerings.

Link to Which Comm. Plan Priority or Priorities: Childhood Obesity

How much was invested (Input measures)

Fiscal investments must coincide with early childhood financial statement

Source	
Early Childhood Program	\$0.00
Early Childhood Admin	\$0.00
School Ready-Quality	\$8,593.69
School Ready-Other/Undesignated	\$0.00
School Ready-Admin	\$0.00
Total	\$8,593.69

Optional: Other Funding Expended and Source

Add

Source	Amount
	\$0.00

Total Funding

Total \$8,593.69

How much was done or produced (Output Measures)

The total number of trainings funded:

of trainings 9

How much was done or produced (Output Measures)

The total number of trainings funded in each of the following categories (unduplicated by category):

Early Learning 0
Family Support 0
Special Needs 0
Health, Mental Health and Nutrition 9

How well did we do it (Quality/Efficiency Measure)

Percentage of the total trainings funded in each of the following categories (unduplicated):

Early Learning	0 # Achieved Measure	9 # Possible	0% %
Family Support	0 # Achieved Measure	9 # Possible	0% %
Special Needs	0 # Achieved Measure	9 # Possible	0% %
Health, Mental Health and Nutrition	9 # Achieved Measure	9 # Possible	100.0% %

Cost per Training:

Cost per Training	\$8,593.69	9	\$954.85
Total Cost		# of Trainings	%

Last Edited By: Cody Williams, 08/02/2018

Grant/Project Tracking

Status Report: 213477 - 01

Grant: 213477-Cerro Gordo, Hancock, Worth Early Childhood Iowa SFY'18
Status: Editing
Program Area: Early Childhood Iowa
Grantee Organization: Empowerment For The Kids
Program Manager: Tami Foley

Instructions

If your board funds two or more technical assistance contractors, combine and report the performance measures data together.

Use the TAB key to move from one field to the next. When entering financial information, include both dollars and cents. example. 95234.22

Note: This is a two-part form; follow instructions carefully!

To begin entering information into this form, click "Edit" at the top of the form. You can complete all fields except the "Optional: Other Funding Expended and Source" field. Click "Save" at the top of the form. Now, the "Optional: Other Funding Expended and Source" field is available. If applicable, click "Add" to enter the source and funding amount in the fields. Next, click on "Save" at the top of the form. Repeat this process for each "Optional Funding" entry in this section.

Technical Assistance: Consultation, Mentoring, Coaching - Indirect Services

Mark as Complete | Go to Status Report Forms

Name of Program or Service CCR&R Child Care Consultation & Training

List the name of each contractor funded.

Contractor Exceptional Persons Inc.

Description Offer and provide child care consultation, technical assistance and training services to all child care providers in the CHW area.

Link to Which Comm. Plan Priority or Priorities Quality Childcare/Preschool

How much was invested (Input measures)

Fiscal investments must coincide with early childhood financial statement

Source	
Early Childhood Program	\$50,177.98
Early Childhood Admin	\$0.00
School Ready-Quality	\$0.00
School Ready-Other/Undesignated	\$0.00
School Ready-Admin	\$0.00
Total	\$50,177.98

Optional: Other Funding Expended and Source

Add

Source	Amount	
		\$0.00

Total Funding

Total \$50,177.98

Output Measures

The total number of visits the consultant, mentor or coach makes to programs. (This may be a duplicate count.)

of visits completed 118
of programs participating (unduplicated) 25

How much was done or produced (Output measures)

The total number of programs in which children received technical assistance in each category. (You may count a program in more than one category.)

Non-Registered 15
DHS Registered 52

DHS Licensed	8
DE Regulated (licensed exempt from DHS)	0
QRS Level 1	0
QRS Level 2	7
QRS Level 3	4
QRS Level 4	5
QRS Level 5	0

How much was done or produced (Output measure)

The total number of direct technical assistance contacts the consultant, mentor or coach provided to the programs, other than in-person visits which are reported separately.

of technical assistance contacts 145

How well did we do it (Quality/Efficiency Measures)

The percentage of programs in each of the following categories that the consultant, mentor or coach worked with.

Early Learning Programs	10 # Achieved Measure	25 # Possible	40.0% %
Family Support Programs	0 # Achieved Measure	25 # Possible	0% %
Special Needs	0 # Achieved Measure	25 # Possible	0% %
Health, Mental Health and Nutrition	0 # Achieved Measure	25 # Possible	0% %

How well did we do it (Quality/Efficiency Measures)

% of programs rating a 3 or higher in the QRS system	9 # Achieved Measure	25 # Possible	36.0% %
Cost per Program	\$50,177.98 Total Cost	25 # of Programs	\$2,007.12 \$

What Was the Change in Conditions for Those We Served (Outcome Measures)

The number of programs that met the goals that were jointly established by the program and the consultation, mentoring or coaching activity.

% of programs that meet the goals established for the service	25 # Achieved Measure	25 # Possible	100.0% %
---	--------------------------	------------------	-------------

Last Edited By: Cody Williams, 08/20/2018

Menu | Help | Log Out

Back | Edit

Grant/Project Tracking

Status Report: 213477 - 01

Grant: 213477-Cerro Gordo, Hancock, Worth Early Childhood Iowa SFY'18

Status: Editing

Program Area: Early Childhood Iowa

Grantee Organization: Empowerment For The Kids

Program Manager: Tami Foley

Instructions

If your board funds two or more family support home visitation programs, combine and report the performance measures data together.

Use the TAB key to move from one field to the next. When entering financial information, include both dollars and cents. example: 95234.22

Note: This is a two-part form; follow instructions carefully!

To begin entering information into this form, click "Edit" at the top of the form. You can complete all fields except the "Optional: Other Funding Expended and Source" field. Click "Save" at the top of the form. Now, the "Optional: Other Funding Expended and Source" field is available. If applicable, click "Add" to enter the source and funding amount in the fields. Next, click on "Save" at the top of the form. Repeat this process for each "Optional Funding" entry in this section.

Family Support - Home Visitation

Mark as Complete | Go to Status Report Forms

Name of Program or Service One Vision/Family Connections

Contractor One Vision, Mercy Medical Center of North Iowa

Description One Vision- One Vision helps to provide support for children with autism. One Vision Autism Center provides skill building, social communication, and functional skills building by using the principals of Applied Behavioral Analysis (ABA). Family Connections-Home Visits-Family Connection home visiting program is designed to promote positive parenting, child health. The home visiting program also provides visits for women who are pregnant to help at-risk families and their children.

Link to Which Comm. Plan Priority or Priorities Child Abuse
Linked to all ECI Area priorities.

How much was invested (Input measures)

Fiscal investments must coincide with early childhood financial statement

	Source	
School Ready-Quality		\$0.00
School Ready-Other/Undesignated		\$196,720.73
School Ready-Admin		\$0.00
Total		\$196,720.73

Optional: Other Funding Expended and Source

Add

Source	Amount	
		\$0.00

Total Funding

Total \$196,720.73

Daisey Report

Attach your Daisey Report here

Daisey Report

Last Edited By: Cody Williams, 08/20/2018



Menu | Help | Log Out

Back |

Edit |

Grant/Project Tracking

Status Report: 213477 - 01

Grant: 213477-Cerro Gordo, Hancock, Worth Early Childhood Iowa SFY'18

Status: Editing

Program Area: Early Childhood Iowa

Grantee Organization: Empowerment For The Kids

Program Manager: Tami Foley

Instructions

If your board funds two or more family support parent education programs, combine and report the performance measures data together.

Use the TAB key to move from one field to the next. When entering financial information, include both dollars and cents. example: 95234.22

Note: This is a two-part form; follow instructions carefully!

To begin entering information into this form, click "Edit" at the top of the form. You can complete all fields except the "Optional: Other Funding Expended and Source" field. Click "Save" at the top of the form. Now, the "Optional: Other Funding Expended and Source" field is available. If applicable, click "Add" to enter the source and funding amount in the fields. Next, click on "Save" at the top of the form. Repeat this process for each "Optional Funding" entry in this section.

Family Support - Parent Education

Mark as Complete | Go to Status Report Forms

Name of Program or Service Family Connections Parent Education

Contractor Mercy Medical Center of North Iowa

Description Family Connections-Parent Education classes- Family Connections parent education classes are designed to teach parents of all ages safety, wellness, water safety, and developmental play by offering a six-week class for parents. This includes National and State level speakers that will present on things such a car seat safety, infant/child CPR and first aid, development play, fine motor skill enhancement and breastfeeding.

Link to Which Comm. Plan Priority or Priorities Child Abuse
Linked to all ECI Area priorities.

How much was invested (Input measures)

Fiscal investments must coincide with financial statements

	Source	
School Ready-Quality		\$0.00
School Ready-Other/Undesignated		\$20,235.91
School Ready-Admin		\$0.00
Total		\$20,235.91

Optional: Other Funding Expended and Source

Add

Source	Amount	
		\$0.00

Total Funding

Total \$20,235.91

Daisey Report

Attach your Daisey Report here

Daisey Report

Last Edited By: Cody Williams, 08/20/2018



Menu | Help | Log Out

Back | Edit

Grant/Project Tracking

Status Report: 213477 - 01

Grant: 213477-Cerro Gordo, Hancock, Worth Early Childhood Iowa SFY'18

Status: Editing

Program Area: Early Childhood Iowa

Grantee Organization: Empowerment For The Kids

Program Manager: Tami Foley

Instructions

Purpose: To provide guidance and support to the local Early Childhood Board, develop and strengthen community partnerships, enhance the early childhood system, and coordinate and monitor contracted services.

If there are two or more staff, combine and report all data together.

Use the TAB key to move from one field to the next. When entering financial information, include both dollars and cents, example: 95234.22

Note: This is a two-part form; follow instructions carefully!

To begin entering information into this form, click "Edit" at the top of the form. You can complete all fields except the "Optional: Other Funding Expended and Source" field. Click "Save" at the top of the form. Now, the "Optional: Other Funding Expended and Source" field is available, if applicable. click "Add" to enter the source and funding amount in the fields. Next, click on "Save" at the top of the form. Repeat this process for each "Optional Funding" entry in this section.

Administrative Staff (service coordination and collaboration)

Mark as Complete | Go to Status Report Forms

Name(s) of Administrative Staff Janette Powell, Cody Williams

Employer of Record Turning Leaf Counseling, Inc

How much was invested (Input measures)

Fiscal investments must coincide with early childhood financial statement

Source	
Early Childhood Admin	\$1,598.05
School Ready-Quality	\$14,942.93
School Ready-Other/Undesignated	\$0.00
School Ready-Admin	\$5,510.11
Total	\$22,051.09

Optional: Other Funding Expended and Source


Add

Source	Amount
	\$0.00

Total Funding

Total \$22,051.09

Last Edited By: Cody Williams, 08/20/2018



Menu | Help | Log Out

Back | | | | Edit |

Grant/Project Tracking

Status Report: 213477 - 01

Grant: 213477-Cerro Gordo, Hancock, Worth Early Childhood Iowa SFY'18

Status: Editing

Program Area: Early Childhood Iowa

Grantee Organization: Empowerment For The Kids

Program Manager: Tami Foley

Instructions

Use the TAB key to move from one field to the next. Include both dollars and cents, example: 95234.22

Refer to Tool G for appropriate funds available for administrative expenses.

Administrative Expenses - Early Childhood Funds

Mark as Complete | Go to Status Report Forms

Fiscal Investments Must Coincide With Early Childhood Financial Statements

Early Childhood Expenses/Fees	
Fiscal Agent Fees	\$0.00
Liability Insurance Fees	\$321.72
Financial Audit Fees	\$500.00
Board Expenses	\$1,601.46
Other (non program) describe below	\$0.00
Total	\$2,423.18

Description

Early Childhood Other (non-program)
Description

Administrative Expenses - School Ready Funds

Fiscal Investments Must Coincide With School Ready Financial Statement

School Ready Funds Expenses/Fees	Admin	Quality	Other/Undesignated	Total
Fiscal Agent Fees	\$0.00	\$0.00	\$0.00	\$0.00
Liability Insurance fees	\$1,159.28	\$0.00	\$0.00	\$1,159.28
Financial Audit fees	\$2,000.00	\$0.00	\$0.00	\$2,000.00
Board Expenses	\$4,675.23	\$4,590.32	\$0.00	\$9,265.55
Other (non-program) describe below	\$0.00	\$0.00	\$0.00	\$0.00
Total	\$7,834.51	\$4,590.32	\$0.00	\$12,424.83

Description

School Ready Other (non-program)
Description

Last Edited By: Cody Williams, 08/27/2018



[Menu](#) |
 [Help](#) |
 [Log Out](#)

[Back](#) |
 [Home](#) |
 [Help](#) |
 [Edit](#)

Grant/Project Tracking

Status Report: 213477 - 01

Grant: 213477-Cerro Gordo, Hancock, Worth Early Childhood Iowa SFY'18
Status: Editing
Program Area: Early Childhood Iowa
Grantee Organization: Empowerment For The Kids
Program Manager: Tami Foley

Confirmation_question

Mark as Complete | Go to Status Report Forms

Did you complete all the required forms? Yes

Early Childhood State Program

Funding	Direct Services	Indirect Services	Total Expended
Early Childhood State Program	\$0.00	\$79,082.88	\$79,082.88

Early Childhood State Admin

Funding	Direct Services	Indirect Services	Administrative Staff	Administrative Expenses	Total Expended
Early Childhood State Admin	\$0.00	\$0.00	\$1,598.05	\$2,423.18	\$4,021.23

Early Childhood Funds Total

Early Childhood Funds Total \$83,104.11

Last Edited By: Cody Williams, 08/20/2018



[Menu](#) |
 [Help](#) |
 [Log Out](#)

[Back](#) |
 [Print](#) |
 [Refresh](#) |
 [Edit](#)

Grant/Project Tracking

Status Report: 213477 - 01

Grant: 213477-Cerro Gordo, Hancock, Worth Early Childhood Iowa SFY'18
Status: Editing
Program Area: Early Childhood Iowa
Grantee Organization: Empowerment For The Kids
Program Manager: Tami Foley

Confirmation_question [Mark as Complete](#) | [Go to Status Report Forms](#)
 Did you complete all the required forms? **Yes**

School Ready - Quality

Funding	Direct Services	Indirect Services	Administrative Staff	Administrative Expenses	Total Expended
School Ready - Quality	\$19,232.56	\$16,291.56	\$14,942.93	\$4,590.32	\$55,057.37

School Ready- Other/Undesignated

Funding	Direct Services	Indirect Services	Administrative Staff	Administrative Expenses	Total Expended
School Ready- Other/Undesignated	\$307,635.52	\$4,909.10	\$0.00	\$0.00	\$312,544.62

School Ready- Admin

Funding	Direct Services	Indirect Services	Administrative Staff	Administrative Expenses	Total Expended
School Ready- Admin	\$0.00	\$0.00	\$5,510.11	\$7,834.51	\$13,344.62

School Ready Funds Total


School Ready Funds Total **\$380,946.61**

Last Edited By: Cody Williams, 08/27/2018

A	B	D	E
	EARLY CHILDHOOD STATE FUNDS UNDER EARLY CHILDHOOD IOWA		
	Early Childhood Iowa Area:	FY17	FY18
		<i>This column must match the final FY17 financial statement submitted by the ECIA.</i>	
	Revenues		
	Current allocation for Admin. (not to exceed 5% of total award) for Reporting Year	\$4,037.75	\$4,133.25
	Program/Service Funds	\$76,717.25	\$78,531.75
	Subtotal current award	\$80,755.00	\$82,665.00
	Carry-forward from Previous Years available for current reporting year		
	Brought Forward-Administration	\$0.40	-\$0.20
	Brought Forward – Program/Service Funds	\$8,336.56	\$14,824.98
	Interest (Must be used in Program and not Administration)		
	Subtotal carryover funds	\$8,336.96	\$14,824.78
	Total Available funds	\$89,091.96	\$97,489.78
	Current Year Available Funds (Current Allocation plus Carry-forward) by Category		
	Administration (not to exceed 5% of total award)	\$4,038.15	\$4,133.05
	Program/Service Funds includes Carry-forward Interest	\$85,053.81	\$93,356.73
	Interest Earned During Current Fiscal Year	\$14.85	\$26.25
	Total Available funds by category including Interest Earned in Reporting Year	\$89,106.81	\$97,516.03
	Expenditures (Reporting Year)		
	Administrative Expenditures (not to exceed 5% of total award)		
	Fiscal Agent fees		
	Liability Insurance fees	\$237.40	\$321.72
	Financial Audit fees	\$500.00	\$500.00
	Board Expenses	\$1,660.19	\$1,601.46
	Administrative Staff (ECIA director, support staff, etc.)	\$1,640.76	\$1,598.05
	Other		
	Program/Service Expenditures	\$70,243.68	\$79,082.88
	Total Expenditures Reporting Year	\$74,282.03	\$83,104.11
	Unexpended Balance of Funds (Reporting Year)		
	Administration	-\$0.20	\$111.82
	Program/Service Funds	\$14,824.98	\$14,300.10

Unexpended Balance of Funds (Reporting Year)		
Carry-Forward Percentage		
FY'16 Amount over 20% into FY'17	\$14,824.78	\$14,411.92
FY'17 Amount over 20% into FY'18		17%
Amount subject to 20% Carry-forward	\$14,824.78	\$14,411.92
Maximum Allowable Carry-forward to next year (20% of total current award)	\$16,151.00	\$16,533.00
Overage (Reduced from second succeeding year payments)	\$0.00	\$0.00

I hereby verify that the information contained in this financial statement is true and reflects the ending balance at the close of fiscal year.


 Fiscal Agent Signature
 On behalf of:

 Name of Early Childhood Iowa Area Represented

SCHOOL READY FUNDS UNDER EARLY CHILDHOOD IOWA		FY 17	FY 18
Early Childhood Iowa Area:		<i>This column must match the final FY17 financial statement submitted by the ECIA.</i>	
REVENUES			
Current allocation for Administration (not to exceed 3% of total award) for Reporting Year		\$14,707.00	\$13,223.00
Family Support and Parent Education		\$261,709.24	
Preschool Support for Low-Income Families		\$112,191.54	
Quality Improvement Funds		\$54,350.00	\$54,332.00
Other Programs/Services		\$29,238.22	\$373,225.00
Misc. Revenue		\$2,170.50	
Subtotal current award		\$474,366.50	\$440,780.00
Carry-forward from Previous Years: Available for Current Reporting Year			
Brought Forward - Administration		\$165.60	\$228.60
Brought Forward - Family Support and Parent Education		\$4,428.95	
Brought Forward - Preschool Support for Low Incomes Families		\$15,892.12	
Brought Forward - Quality Improvement Funds		\$0.01	\$2,184.61
Brought Forward - Other Programs/Services (Includes interest applied)		\$76.59	\$14,427.86
Subtotal carry forward funds		\$20,563.27	\$16,845.07
Total Available Funds		\$494,929.77	\$457,625.07
Total Available Funds for Reporting Year			
Administration (not to exceed 3% of total award)		\$14,872.60	\$13,451.60
Family Support and Parent Education		\$266,138.19	
Preschool Support for Low Incomes Families		\$128,083.66	
Quality Improvement Funds		\$54,350.01	\$56,516.61
Other Programs/Services		\$31,485.31	\$387,652.86
Interest Accrued in Current Fiscal Year (Must be used in Program and not Administration)		\$71.37	\$135.74
Grand Total Budget for Reporting Year		\$495,000.14	\$457,788.81
EXPENDITURES (Reporting Year)			
Administration Expenditures (not to exceed 3% of total award)			
Fiscal Agent fees			
Liability Insurance fees		\$1,234.00	\$1,159.28
Financial Audit fees		\$2,000.00	\$2,000.00
Board Expenses		\$5,468.76	\$4,675.23
Administrative Staff (ECIA director, support staff, etc.)		\$5,951.24	\$5,510.11
Other			

Family Support and Parent Education	\$256,008.40	
Preschool Support for Low Incomes Families	\$126,444.61	
Quality Improvement Funds	\$52,165.40	\$55,057.37
Other Programs/Services includes Interest Applied	\$28,897.66	\$312,544.62
Grand Total Expenditures for Reporting Year	\$463,516.07	\$380,646.61
Unexpended Balance of Funds for Reporting Year (Becomes Carry-forward in 1st succeeding year)		
Administration (not to exceed 3% of total award)	\$228.60	\$108.98
Family Support and Parent Education (0-5 Funds)	\$10,129.79	
Preschool Support for Low Incomes Families	\$1,639.05	
Quality Improvement Funds	\$2,184.61	\$1,459.24
Other Programs/Services includes Interest Applied	\$2,659.02	\$75,243.98
Unexpended Balance of Funds (Reporting Year)	\$16,841.07	\$76,810.20
Carryforward Percentage		17%
FY15 Amount over 20% into FY16		
FY16 Amount over 20% into FY17		
Amount subject to 20% Carryforward	\$16,841.07	\$76,810.20
Maximum Allowable Carry-forward to next year (20% of total current award)	\$3,368.21	\$15,362.04
Overage (Reduced from second succeeding year payments)	\$0.00	\$0.00

I hereby verify that the information contained in this financial statement is true and reflects the ending balance at the close of fiscal year.

Heather Mathre

Fiscal Agent Signature
On behalf of:

Name of Early Childhood Iowa Area Represented

North Iowa Children's Alliance



Contact: Cody Williams, Interim Director
e-mail: director@nichildrensalliance.com
Website: www.nichildrensalliance.com

Mission: Building strategies to improve the lives of children and their families through collaboration, coordination, and planning in Cerro Gordo, Hancock, and Worth Counties.

Vision: Working together so every child is happy, healthy, and ready to learn.

Area Program working to improve healthy eating to local daycares:

In Cerro Gordo County, approximately 1,830 children have benefited from nutrition education provided to daycare providers from the Cerro Gordo County Department of Public Health. Information consisted of updated food and nutrition standards for childcare centers to increase healthy and balanced meals. Nutrition education was also provided to kids directly, where they learned about different food groups, which foods fall into each food group, and how to build a balanced plate. The children also learned about microgreens and were provided a microgreen growing kits for their classrooms to plant, watch grow, and add to their meals/snacks.



Did you know?

Why are the programs we support important to reaching our vision and mission?

- Programs must be Comprehensive to make the best use of the funds to effect the most children.
- Programs must be Collaborative to achieve success to make all children happy, healthy & ready to learn.
- Programs must achieve overall mission & vision.

COMMUNITY PLAN PRIORITIES:

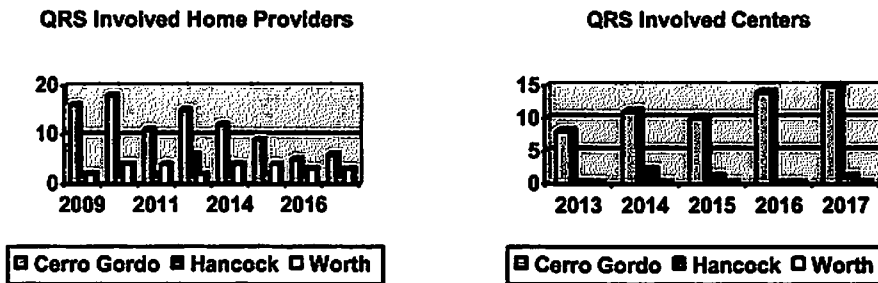
1. *Empower families through parent support and education programs.*
2. *Improve the quality of child care and preschool for all families with young children.*
3. *Enrich the network of community resources to promote a healthy start for all children.*

What services/programs/activities did we support this year?

Family Connections ♦ Building Independence ♦ Child Care Nurse Consultant ♦ TEACH Healthy Lifestyles ♦ CCR&R Consultation and Training ♦ Preschool Transportation ♦ Preschool Scholarships ♦ Oral Health Project ♦ Calling the Shots

How do we measure our progress?


1. Quality Childcare



How are we doing? Since 2011 the number of involved home providers has continued to decrease dramatically. The rationale is thought to be that the providers are unwilling to participate in activities that improve their Quality Rating system. Also, in the past few years we have seen an unsteady rise and fall in all three counties in the number of involved centers, increases due to more incentives and process improvement assistance given and decreases in rural towns are likely from lack of attendance or ability to fill spots to make it profitable.

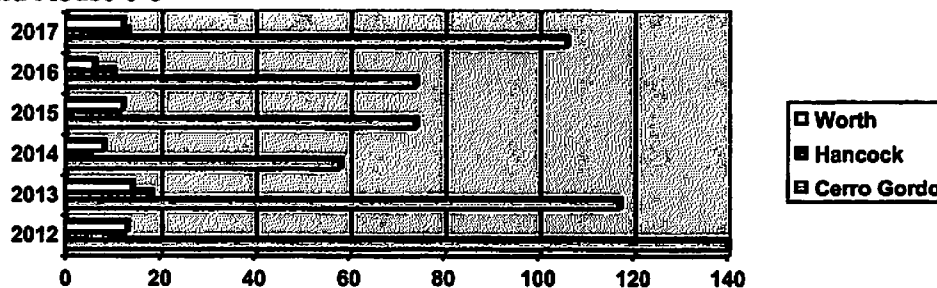
2. Childhood Immunizations

Comprehensive IRIS Data



How are we doing? Our tri-county stats for immunization coverage levels for children 2 years of age has dramatically improved and we are continuing trying to reach the national goal of 90%. We are now providing this reminder service, to 11 different clinics for all 3 counties reviewing 6,000 immunization records for children ages 0-3 monthly! The program started with 5 clinics located in Cerro Gordo County. 2011 Tri-County coverage: 68.3%
 2016 Tri-County Coverage: 80.3% (Cerro Gordo was the highest in the state at 87%)
 *In 2013 Public Health received the Mercy Medical Center-North Iowa Service of Excellence Award. The under-immunized rate dropped from 13.1% to 7% when the program first kicked off!

3. Child Abuse 0-5



How are we doing? Each of the three counties served have seen a nearly half decrease in the number of confirmed and founded abuse cases since 2012. However the data trend in the past year shows a dramatic increase for Cerro Gordo County.

What can you do to help?

- To help with awareness of the empowerment board.
- Collaborate with other local initiatives to increase the health, safety and education of young children.
- Give more awareness to legislators about the importance of funds that support programs that the community needs.

Others within our community working on similar issues:

- United Way of North Central Iowa
- Local Decategorization Group
- Lutheran Services in Iowa