



North Iowa Children's Alliance

Community Plan Update FY'24

NORTH IOWA CHILDREN'S ALLIANCE BOARD

We are proud to be embedded in the communities we serve and embrace our role as an ECI area that is committed to our community plan or road map for improving the health and well-being of children 0-5 years old.

OUR VISION

Working together so every child is happy, healthy and ready to learn. Building strategies to improve the lives of young children and their families through collaboration, coordination and planning in Cerro Gordo, Hancock and Worth counties.

OUR MISSION

Working together so every child is happy, healthy and ready to learn. Building strategies to improve the lives of young children and their families through collaboration, coordination and planning in Cerro Gordo, Hancock and Worth counties.

Director: Jaci Miller, MA

Quantitative Impact

Support for preventative health, mental health and wellness

GOAL: Children 5 & under 55% will have received any dental or oral health service by 2024.

Update: The percent of children provided with any dental or oral health services decreased over the past four year which is not meeting our current goal. However, the number of children enrolled has doubled over the past four years for all three counties and can account for the reduction in the percent.

	2019	2023
Cerro Gordo	51.9%	41.95%
Hancock	46.43%	42.07%
Worth	46.12%	44.08%

Goal: 50% of children by 2024 will receive preventative dental services.

Update: The percent of children provided with any dental or oral health services decreased over the past four year which is not meeting our current goal. However, the number of children enrolled has doubled over the past four years for all three counties and can account for the reduction in the percent.

	2019	2023
Cerro Gordo	44.27%	40.23%
Hancock	36.79%	39.48%
Worth	41.26%	42.86%

GOAL: Initiate partnership to enhance mental health services.

Update 2024 – partnership established and mental health consultant services provided to Head Start classrooms.

Collective Inputs	Levers of Change	Change Domains	Outcomes
\$30,000 in Oral Health FY24 funding	2 I-Smile dental hygienists	210 children screened	61.9% of high-risk children received dental care coordination
		3 screenings per child in FY24	30% of children screened were high-risk and care was provided
\$24,233 in Mental Health Consultant FY24 funding	1 mental health consultant on staff at Head Start	19 staff receiving consultation services	100% of staff reported increase competency in addressing children's social/emotional development
		3 parent mental health training services	1 child referred to mental health related services
		27 group consultation services	100% of staff retained during the year (previous staff burnout dealing with mental health situations)

Childcare accessibility and quality care

GOAL: 100% of preschools with a quality rating of 3 or higher will work towards level 1 of the IQ4K system by 2025.

Update: Goal has moved away from QRS quality rating to IQ4K. QRS will no longer be measured.

	2022	2024
Cerro Gordo	0	14
Hancock	0	1
Worth	0	1

GOAL: Increase the percent of Child Net Registered Providers by 2025.

Update: ChildNet is for Home Providers only and there is no bonus or "incentive" with WAGES. Since Child Net 3.0 was released about 4 years ago it has dropped due to the amount of work/time involved and with no incentive built into it most are just moving on to IQ4K.

	2021	2024
Cerro Gordo	24%	3%
Hancock	33%	12%
Worth	23%	11%

Collective Inputs	Levers of Change	Change Domains	Outcomes
\$76,636 in Child Care Consultant FY24 funding	1 CCR&R consultant 8 trainings provided 359 hours mentoring, counseling and coaching child care and early care providers	71 programs set goals with the CCR&R consultant	44 programs meeting a quality initiative 100% of programs met set goals
\$32,717 in Child Care Nurse Consultant (CCNC) FY24 funding	1 child care nurse consultant 2 HCCI – DHS trainings provided by CCNC 42 visits by CCNC 44 technical contacts	31 early care and preschools improved health and safety conditions 25 individuals received training	92% of children with special health care needs have a care plan in place. 100% of childcare providers increased knowledge
\$8,866 in Professional Development FY24 funding.	1 training	9 preschool programs trained to use the Ages and Stages Questionnaire and Social and Emotion Questionnaire for developmental, social and emotional screening	Consistent developmental, social and emotional screening tool will be used by all preschools participating in the preschool scholarship program.

Access to high quality early learning for being on track for school success

GOAL: 60% of children receiving a preschool scholarship will demonstrating age-appropriate skills as assessed by the ASQ and ASQ-SE.

Update: Historically ASQ and ASQ-SE has not been utilized in our ECI area. Funding was provided to train and provide supplies to all preschools to implement the ASQ and ASQ-SE for school year 2024-2025.

	FY23	FY2024
ASQ	16.28%	39.62%
ASQ-SE	0	0

GOAL: 100% of preschools with a quality rating of 3 or higher will work towards level 1 of the IQ4K system by 2025.

Update: Goal has moved away from QRS quality rating to IQ4K. QRS will no longer be measured.

	2022	2024
Cerro Gordo	0	14
Hancock	0	1
Worth	0	1

Collective Inputs	Levers of Change	Change Domains	Outcomes
\$56,500 in Preschool Scholarship FY24 funding	10 funded preschool partners	53 children received scholarships to attend preschool.	46 children achieving developmental milestones.
\$8,866 in Preschool Professional Development FY24 funding	2 trainings	9 preschool programs trained to use the Ages and Stages Questionnaire and Social and Emotion Questionnaire for developmental, social and emotional screening	2 referrals to services resulting from developmental screenings.
\$13,063 in Early Care and Support FY24 funding	1 care and education support individual	16 children received one on one support	100% of children screened with the ASQ and ASQ-SE resulting in 5 referred for follow up services/treatment.
\$52,994 in Head Start Transportation FY24 funding.	Busing company contracted to provide transportation	164 days of transportation to Head Start provided	23 children ages 3-4 able to attend Head Start 90% attendance rate for preschool

Safe, stable and nurturing families & Reduce and/or eliminate child abuse

GOAL: 5% decrease in child abuse and neglect in the counties in our area by 2025.

Update:

	2020	2023
Cerro Gordo	48.8%	48.1%
Hancock	50.0%	42.9%
Worth	54.2%	43.8%

GOAL: Child abuse victims will decrease 20% in each of the counties by 2025.

Update: Cerro Gordo is the only county that saw a decrease in number of child victims.

	2020	2023
Cerro Gordo	165	115
Hancock	8	12
Worth	19	29

GOAL: % low birth weight babies will be 5% by 2025.
















Update: The percent of low birth rate decreased in all three counties.

	2022	2024
Cerro Gordo	7%	6.3%
Hancock	6%	5.6%
Worth	7%	Suppressed

Collective Inputs	Levers of Change	Change Domains	Outcomes
<p>\$150,000 in Home Visitation FY24 funding</p> <p>NICA subcommittee of 3 engaged in betterment processes, reporting, and community connections.</p> <p>Partnerships with CPPC/DECAT for the promotion of parent education and family activities</p>	<p>3 certified home visitors.</p> <p>1 program coordinator providing outreach and marketing</p>	<p>37 children screened with ASQ-3</p> <p>461 home visits provided</p> <p>29 families participating</p>	<p>62% of children with developmental delays have been referred to early intervention services</p> <p>96% improved knowledge of child development and parenting</p> <p>100% of families improved or maintained healthy functioning, problem solving and communication</p> <p>100% improved or maintained social supports</p> <p>96% improved connection to concrete supports</p> <p>85% improved nurturing attachment between parents and children</p>

Early Childhood Iowa Strategic Plan Alignment

Connecting North Iowa Children's Alliance and the Early Childhood Iowa Strategic Plan

STATE ECI RESULT AREAS	NICA PRIORITY (Beginning FY23)
Equitable Access	<p><u>Access to high quality early learning for being on track for school success</u></p> <ul style="list-style-type: none">  Transportation to Head Start classrooms  Early care and support in early learning classroom  Preschool scholarships to children <p><u>Safe, Stable, Nurturing Families</u></p> <ul style="list-style-type: none">  Reduce and/or eliminate child abuse  Home visitation services <p><u>Support for preventative health, mental health and wellness</u></p> <ul style="list-style-type: none">  I-Smile oral health screenings  Mental health consultant in Head Start classrooms
Communication	<ul style="list-style-type: none">  NICA Board committee focused on increasing participation in home visit programs.  Board prioritizes investment in quality early education for at risk children.  Program eligibility and applications available in English and Spanish.
Infrastructure	<ul style="list-style-type: none">  Child Care Works participation  Community partnerships with CPPC and DECAT
Quality	<p><u>Childcare accessibility and quality care</u></p> <ul style="list-style-type: none">  Child care consultant  Child care nurse consultant
Workforce	<p><u>Reduce and/or eliminate child abuse</u></p> <ul style="list-style-type: none">  Professional development to preschool providers