

TCSRO QUIZ ANSWERS AND EXPLANATIONS



EVALUATING FOULS

Video Quiz Analysis

- Clips evaluated here without context
- Looking at fouls and misconduct that “is” or “is not” a foul and/or misconduct

Evaluating Fouls

- Use the “considerations” in evaluating fouls
- Considerations make you better at recognizing fouls and misconduct
- Considerations make it easier to explain your decision

CLIP 1: CHARGING

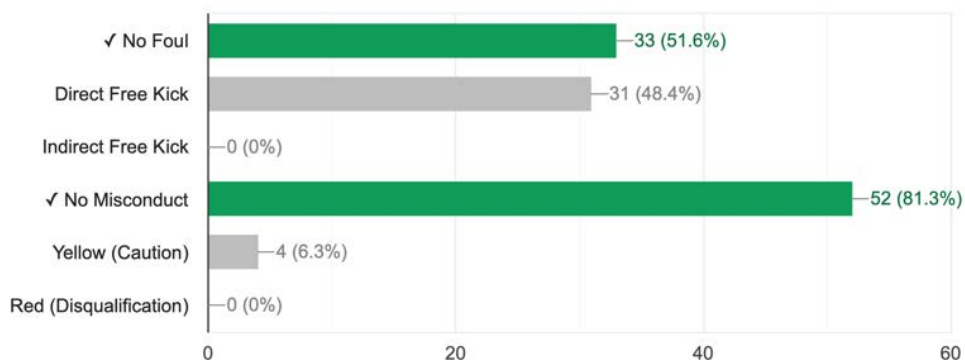
Alexandria vs. Benilde (2022 State Quarter Final)

https://youtu.be/_WC4-gyFAeE



Select foul and misconduct below (You must check TWO boxes) (Alex. v. Ben.)

26 / 64 correct responses



Considerations for Charging

- Shielding increases with player skill (and thus age), is more likely to occur near boundary lines
- Legal charges must be (1) shoulder-to-shoulder, (2) a challenge for the ball, and (3) not use force beyond what is needed to win the ball

- Height differences should be considered “shoulder-to-shoulder” based on the “spirit” of the challenge, but size differences can also put more pressure on the larger player to moderate the amount of force used

Clip 1: Analysis

- *Is this charge shoulder-to-shoulder?* (Red initially goes in with her shoulder, though contact does seem to be in front of White’s shoulder. Red also appears to be looking at the ball and not at the player)
- *Are the players in an upright position?* (Yes)
- *Is the red player challenging for the ball?* (Yes)
- *Is the red player within playing distance of the ball?* (Yes)
- *Does the red player have at least one foot on the ground?* (Yes)
- *Are the red player’s arms close into her body?* (Yes)
- *Does the red player use reasonable force needed to win the ball?* (Yes)

While it may appear that Red has a hard challenge, it is not *unreasonable*. Players may fall during legal charges.

Caveat: on this particular video, the angle and view are not clear making this clip a bit difficult to analyze definitively.

Decision:

No Foul.

No Misconduct.

NFHS Rules:

18-1-d: A “charge” is “an act by a defensive player employing body contact to cause an offensive player to lose or give up possession of the ball. A fair charge must have all the elements present which are set down in the rules. An unfair charge has one or more of those elements absent.”

NFHS Rule 12-4 “CHARGING”

ART. 1 ... A player shall be penalized for charging an opponent in a dangerous or reckless manner, or using excessive force.

An allowable fair charge is where players make shoulder-to-shoulder contact in an upright position, within playing distance of

the ball, have at least one foot on the ground and the player's arms held close to the body.

ART. 2 ... [Special Circumstances regarding goalkeeper]

PENALTY: Direct free kick (Article 1 and Disqualification for 2a).

ART. 3 ... [Special Circumstances regarding goalkeeper]

ART. 4 ... A player shall not charge into an opponent when neither player is within playing distance of the ball.

PENALTY: Indirect free kick.

CLIP 2: DOGSO

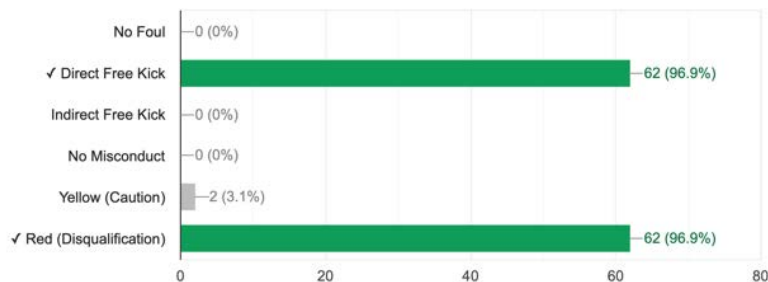
Real Madrid v. Atletico Madrid (Super Copa)

https://youtu.be/kOq_02vaU10



Select foul and misconduct below (You must check TWO boxes) (RMD v ATM)

60 / 64 correct responses



Considerations for Denying an Obvious Goal Scoring Opportunity

4 “Classic” Considerations of Denying an Obvious Goal Scoring Opportunity:

- What is the distance between the foul and the goal? (Distance to Goal)
- Does the player have control of the ball? (Control of Ball (previously distance to ball))
- What is the direction of play? (Direction of Play)
- How many defenders are involved in the situation and where are they? (Number of Defenders)

Additional considerations:

- Does the foul lead to a direct free kick or a DFK or IFK?
- Is the foul inside or outside the penalty area?
- If inside the penalty area, did the offender attempt to play the ball?
- If the foul did not occur, would the player have had an obvious opportunity to score a goal?

Clip 2 Analysis

- *What is the distance between the foul and the goal? (Distance to Goal)* (Red is about 4-5 yards outside the penalty arc and moving with speed)
- *Does the player have control of the ball? (Control of Ball (previously distance to ball))* (Red player has clear control of the ball and is dribbling)
- *What is the direction of play? (Direction of Play)* (Play is directly toward the goal in the center of the field)

- *How many defenders are involved in the situation and where are they? (Number of Defenders)*
(There are only two defenders who are behind the attacker)

At this distance and speed by the attacker who has control of the ball, no defenders are within a distance to stop an easy shot on goal which is an obvious opportunity .

Decision

Direct Free Kick.
Red Card.

NFHS Rules

NFHS Rule 12-8-2-d-3: “Serious Foul Play”

Rule 12: ART. 2 ... A player, coach or bench personnel shall be disqualified (red card) for ... d. committing serious foul play: . . 3. a player commits a foul outside the penalty area when attempting to deny an obvious goal-scoring opportunity, and the goal is not scored;

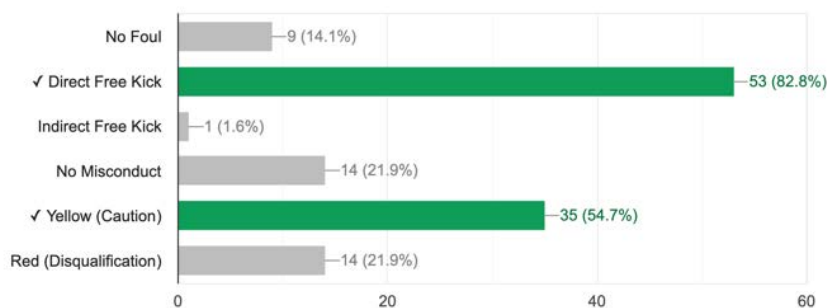
CLIP 3: RECKLESS PLAY **Cretin Derham Hall vs. St. Paul Humboldt** **(MSHSL 2022)**



Quiz Clip: <https://youtu.be/6GdJCAIThI>

Select foul and misconduct below (You must check TWO boxes) (CDH v Humboldt)

33 / 64 correct responses



Considerations for Reckless Play

From Definition: did the player act with disregard to danger to, or consequences for, the opponent?

- Did the player show a lack of attention or consideration in the challenge?
- Did the player act without precaution in the challenge?

- Did the player touch the ball before making contact with the opponent?
- Did the player make fair or unfair contact with the opponent after touching the ball?
- Did the player act with disregard for the danger to the opponent?
- Did the player act with disregard to the consequences to the opponent?
- Did the player have a chance to play the ball in a fair manner?
- Did the player put the opponent in a dangerous position?
- What is the player's speed, distance, and degree of intensity when making the challenge?
- Does the player show malice in making the challenge?
- Did the player lunge from the front, from the side, or from behind?
- Which part of the player's body makes contact with which part of opponent's body?
- Did the player expose his/her studs?
- In which direction are the studs pointing?

Clip 3 Analysis

- White deliberately slides in, but does not show precaution
- White touches ball before opponent
- White's contact with black player's foot is unfair and comes after contact with the ball
- White had time and opportunity to make a play/challenge in a fair manner
- White has some speed, and runs in from a distance of 7-10 yards though he does not appear particularly intense
- White does not show malice in the attempt (it is also about the middle of the first half, and White is looking at the ball (not at the player))
- White's studs are exposed, but the studs are pointed at the ball and White's foot is very low to the ground
- White's studs are pointing at the ball, and are low to the ground

It is important referees recognize that this is a foul. This is reckless play. While White looks like he means to play the ball, his play is reckless. Simply "getting the ball" does not negate a foul. Even if White got "all ball" here, the play is reckless given the possibility of injury, direction, speed, etc. If White's timing were off or his foot were higher, this very easily could be a serious injury to Black. (The fact the contact is so low and made while actually challenging for the ball is what distinguishes this from a "must" red card.) Putting a stop to these kinds of challenges right away will prevent further bad challenges and retaliation because the players will know the referee has got this. Referees can and should admonish the player he needs to be more controlled because he could have hurt someone and gotten a red.

Compare to Clip 9 below.

Decision

**Direct Free Kick.
Yellow Card.**

NFHS Rules

NFHS Rule 12-8-1-f-10: Unsporting Behavior-Reckless Play

ART. 1 ... A player, coach or bench personnel shall be cautioned (yellow card) for . . . f. unsporting conduct, including, but not limited to: . . . 10. player who displays reckless play;

NFHS Rule 18-kk: Reckless Play defined

kk. RECKLESS PLAY – A player has acted with disregard of the danger to, or consequences for, the opponent. A player who displays reckless play shall be cautioned.

CLIP 4: TRIP

Hampton vs. USC Upstate (NCAA)

Quiz Clip:

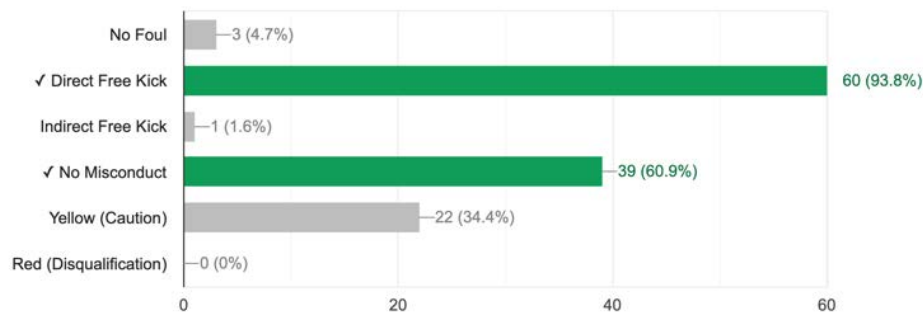
https://www.youtube.com/watch?v=ou62Poe_078

Analysis: https://youtu.be/i_hMMsUfo8M



Select foul and misconduct below (You must check TWO boxes) (HAM v USC-U)

36 / 64 correct responses



Considerations

“To trip” is “to cause to stumble”

- Distinction between “being tripped” and “tripping over”
- Who last played the ball
- Direction of the ball

Clip 4 Analysis

https://youtu.be/i_hMMsUfo8M

- White player has last touch on the ball
- Blue player sticks her foot in with no play on the ball (note: ball never changes direction)

- White is “being tripped” by Blue’s leg (i.e. Blue puts her leg in front of White’s leg)

This is a simple foul. Ball has dropped into drop zone with Blue player who quickly realizes she is not going to win it there. (Referees should take note of the Blue quickly changing from one target to the next.) It bounces back out to a White player who gets a touch on the ball in the direction she wants it to go (going inside). Blue sticks here leg in, but she makes zero contact with the ball. Instead, the contact occurs between Blue’s lower leg and White’s lower leg. Blue does not kick White or step on White’s foot. Blue puts her leg into White’s path causing White to trip—White is *tripped by* Blue, she does not *trip over* Blue’s leg.

Decision

**Direct Free Kick.
No Misconduct.**

NFHS Rules

NFHS Rule 12-1

ART. 2 ... A player shall not trip, or attempt to trip, an opponent. This includes tripping or attempting to trip an opponent by use of the legs, or by stooping in front or behind an opponent in such a manner as to cause a fall or loss of balance.

CLIP 5: OBSTRUCTION

Roseville vs. Spring Lake Park

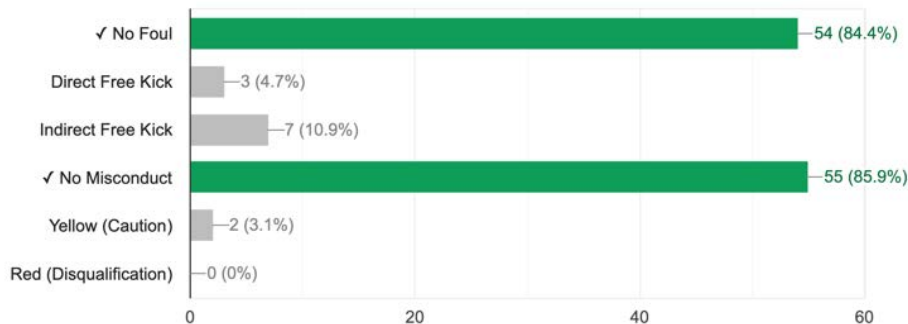
Quiz Video: https://youtu.be/Ro_L7sSzGuI

Analysis: <https://youtu.be/NlxkCR1jBjc>



Select foul and misconduct below (You must check TWO boxes) (RV v SLP)

47 / 64 correct responses



Considerations & Analysis

<https://youtu.be/NlxkCR1jBjc>

Compare to IFAB: “Impeding the progress of an opponent”

Simply being in the way is not a foul

- White moves to get into path of Black
- White slows to slow down Black, but he does not stop
- The ball is not within playing distance
- BUT the ball is too far away for the attacker (White) to make any play
- White and Black are around the 30 yard line and GK collects ball inside PA
- Any foul here is “trifling”

Technically, White does commit “obstruction;” however, keep your life simple and do not call this foul here. This is a “trifling” foul with zero impact on the game. White moves into the path of Black, and he slows down, but he does not stop. This occurs around the 30 yard line—far from the goal. The ball is not within playing distance. In fact, the ball is a minimum of 10 yards away and will quickly be picked up by the White goalkeeper.

Decision

No Foul.

No Misconduct.

NFHS Rules

NFHS Rule 12-5-1: Obstruction

ART. 1 ... Obstruction is the deliberate act of a player that moves into the path of an opponent to block, slow down or force a change in direction when the ball is not within playing distance. Being in the way of an opponent is not an offense and is different than moving into the way. (Also defined at 18-1-bb)

PENALTY: Indirect free kick.

ART. 2 ... A player may legally place the body between opponents and the ball provided the ball is within playing distance. This player may legally be challenged from behind.

NFHS Rule 18:

mm. SHIELDING – Movement by a player in control of the ball (within playing distance) designed to prevent an opponent from gaining possession or prevent an opponent from tackling the ball.

ii. PLAYING DISTANCE – The distance between the player and the ball which the official judges to be adequate to control the ball. It will seldom exceed two steps (six feet).

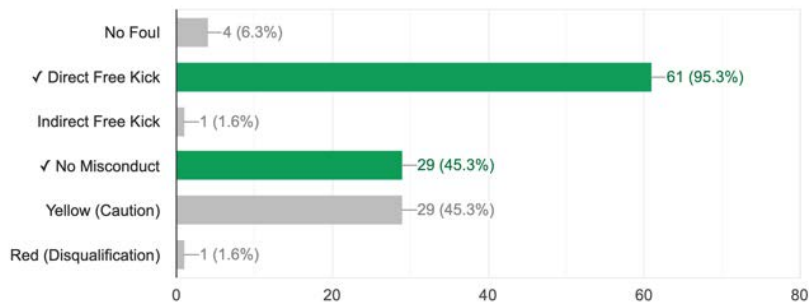
CLIP 6: TRIP Moorhead vs. Duluth East (State Quarter Final)

Quiz Clip: https://youtu.be/rznT_sXkLgY



Select foul and misconduct below (You must check TWO boxes) (MHD v Dul E)

29 / 64 correct responses



Considerations

See notes above on Clip 4 regarding Tripping and Clip 3 regarding Reckless Play

From Definition: did the player act with disregard to danger to, or consequences for, the opponent? (NFHS Rules 12-8-1-f-10 and 18-kk)

- Contact with ball?
- Contact with opponent? Where?
- Disregard for danger/consequences to opponent?
- Opportunity to play the ball in a fair manner?
- Speed, distance, and degree of intensity?
- Malice?
- Studs?
- Lunge from front, side, or behind?

Clip 6 Analysis

https://youtu.be/rznT_sXkLgY

Trip

- Red loses ball
- White recovers ball and makes play on ball (ball travels straight as directed by White)

- Red sticks leg in with no contact with ball
- White is tripped by Red's leg

Reckless Play

Note: be on alert for reckless play after someone loses the ball!

- Red knows he is likely beat and swings leg—ball could maybe have been played
- Red is not coming in from distance or with speed
- Red does not lunge, and his studs are not exposed
- Contact is foot-to-foot
- White has not built up speed
- Conclusion: Warning is sufficient here, but be alert

This is a simple foul based on *this* video. Referees need to be ready for the potential of misconduct (particularly unsporting behavior for reckless play) where a player has just lost the ball. The trip is straightforward: White has the last touch on the ball, Red swings his leg in, White is tripped by Red's leg. (Again, Red's leg was not already there where White just tripped over the leg.) The misconduct is tougher. Red's challenge is cynical, and he appears to be playing the player and not the ball (i.e., he intends to trip red). Given the position on the field, speed of the play, the parts of the body where contact occurs, and the studs not being exposed, this is not misconduct. However, depending on the atmosphere of the match, the offender's prior fouls, etc., this might be a yellow. Referees should recognize the cynicism in this foul and warn the player.

Decision

**Direct Free Kick.
No Misconduct.**

NFHS Rules

See above Clips 3 and 4

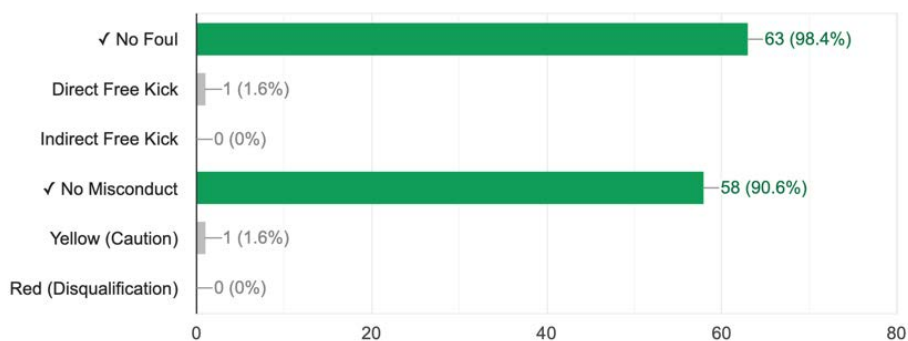
Clip 7: PUSHING William & Mary vs. George Washington (NCAA)

<https://youtu.be/RdhOekZpHhU>



Select foul and misconduct below (You must check TWO boxes) (W&M v GW)

57 / 64 correct responses



Considerations & Analysis

<https://youtu.be/RdhOekZpHhU>

Push: “to press against with force in order to drive or impel . . . b : to move or endeavor to move away or ahead by steady pressure without striking . . . 2a : to thrust forward, downward, or outward”

- White player extends arm
- White touches Blue’s back
- White’s contact does not cause Blue to be moved, need to change course, or otherwise react
- White is not causing Blue to move
- White is not “creating space”

There is no foul. White is just extending his arm and touching Blue’s back. This is permitted. White does not do anything to cause Blue to move (or stop moving) or otherwise alter his play.

Decision

No Foul.

No Misconduct.

NFHS Rules

NFHS Rule 12-3

ART. 1 ... A player shall not hold or push an opponent with the hand(s) or arm(s) extended from body.

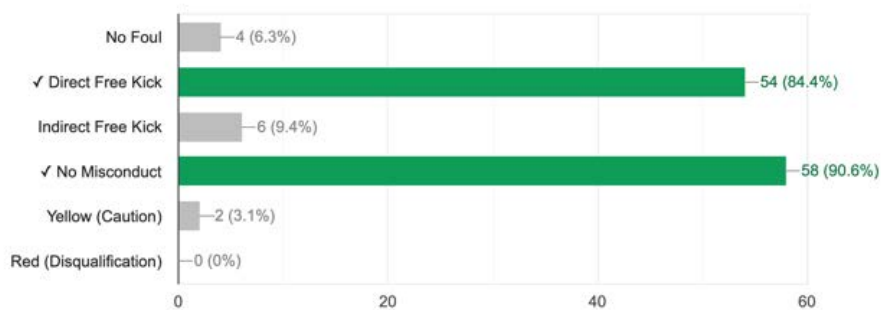
CLIP 8: CHARGING/PUSHING Rochester Mayo vs. Minneapolis Southwest (MSHSL State Quarter Final)

<https://youtu.be/KNi8IApoTKY>



Select foul and misconduct below (You must check TWO boxes) (Roch. Mayo v Mpls SW)

49 / 64 correct responses



Considerations

See Clip 1 and Clip 7 notes for considerations and rules

Clip 8 Analysis

- Note: happening near a boundary line where obstruction is more likely to occur
- White is not challenging shoulder-to-shoulder
- White goes directly through the Blue's back
- White also does a bit of pushing and pulling
- White uses enough force to knock Blue down

This is a foul. The contact here is not shoulder to shoulder, but rather White shoulder/torso to Blue's back, and White just goes through Blue's Back. We also have some pushing and pulling. White's force ultimately knocks Blue to the ground. This is an unfair charge.

Decision

**Direct Free Kick.
No Misconduct.**

NFHS Rules

See Clips 1 and 7

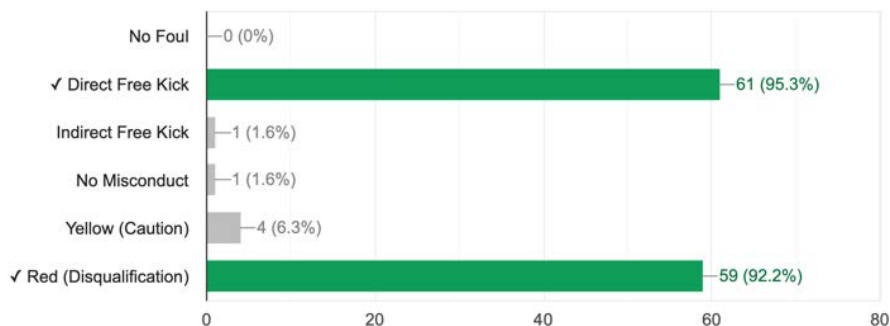
CLIP 9: SERIOUS FOUL PLAY Middlesbrough vs. Hull City (2019 EFL)

<https://youtu.be/tFQOZZdEhjo>



Select foul and misconduct below (You must check TWO boxes) (MID v HUD)

56 / 64 correct responses



Considerations for Serious Foul Play

- Does the player act with disregard for the danger to the opponent?
- Does the player act with disregard for the consequences to the opponent?
- Does the player put the opponent in a dangerous situation?
- Does the player have a chance to play the ball in a fair manner?
- Does the player exceed the necessary force when making the challenge?
- Does the player use brutality against the opponent?
- What is the degree of speed and/or intensity when making the challenge?

- Does the player show malice in making the challenge?
- Does the player use his/her studs when making the tackle?
- Where is the contact on the opponent's body?

Clip 9 Analysis

<https://youtu.be/tFQOZZdEhjo>

- Marvin Johnson (Red #21 (Middlesborough)) acts without any regard to the opponent
- Johnson comes in with speed as does the opponent (both players moving fast toward each other)
- Red comes in with studs exposed
- Studs are high on the opponent's body—at/above opponent's knee
- Hard surface (studs) to soft surface (thigh or knee joint)
- Leg is locked
- Red shows malice in the tackle: leg locked, time to react, puts leg/studs high into opponent
- Red uses unnecessary and disproportionate force in the tackle

This is serious foul play. Red comes in from a distance and slides. He also extends his leg which locks (or almost locks). His studs are exposed and he has them raised at or above the opponent's knee (what happens with contact there?). The contact is a hard to a soft surface. This is force that is unnecessary and disproportionate to tackle the ball (if Red is even attempting to make a tackle).

Compare this tackle to the slide in Clip 3.

Decision

Direct Free Kick.

Red Card.

NFHS Rules

NFHS Rule 12-8-2-d-1:

ART. 2 ... A player, coach or bench personnel shall be disqualified (red card) for: . . . d. committing serious foul play: 1. any play in which the player commits one of the offenses punishable with a direct free kick (or penalty kick if the offense takes place by a defender in the penalty area) and uses disproportionate and unnecessary force against an opponent while playing for the ball

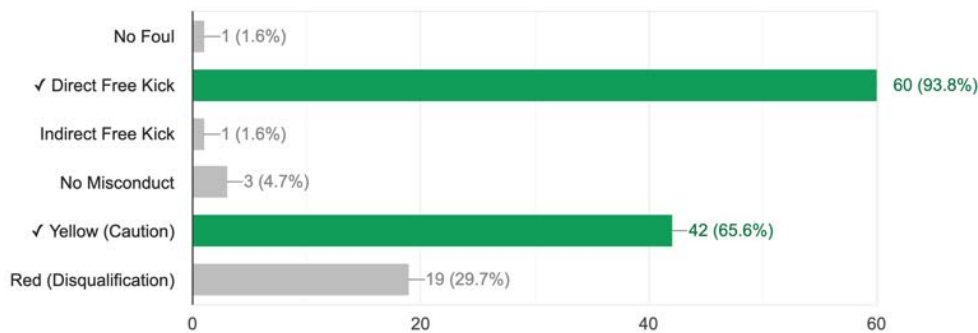
CLIP 10: RECKLESS PLAY Woodbury vs. East Ridge

<https://youtu.be/1kr-EAaLCJU>



Select foul and misconduct below (You must check TWO boxes) (WDB v ERG)

41 / 64 correct responses



Considerations

See Clip 3 above for considerations and rules for Reckless Play

Analysis

- White acts with disregard to the danger to, or consequences, for Blue opponent
- White does not make a play on the ball—White is not looking at the ball, she looks at her opponent
- White comes in with high intensity
- White goes through Blue's back with force (not shoulder to shoulder)
- White also sweeps foot/leg through Blue's foot/leg
- White's studs are down and not exposed

NFHS Rules

See Clip 3 above for rules