CONVEYORS

CEMA C & D Underground Structure

K & K Conveyors

200 Airport Road, Indiana, PA 15701

(724) 463-5000

Jeff Kokolis - jkokolis@kkmineproducts.com

Alan George - ageoge@kkmineproducts.com

kkmineproducts.com

Standard Duty Catenary Structure

K & K catenary top troughing assemblies have oversized lifting handles. All idlers use 20mm or 30mm" diameter shafts and have galvanized hardware.

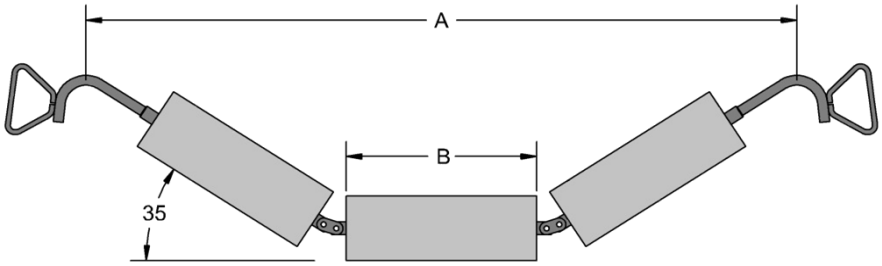

Top Troughing Assemblies - All CEMA C Idlers

Belt Width	A	B	Part Number	
			4" diameter x 7 gauge	5" diameter x 7 gauge
36"	47 1/4"	12 5/8"	CTN-3635-C47	CTN-3635-C57
42"	53 1/4"	14 5/8"	CTN-4235-C47	CTN-4235-C57
48"	59 1/4"	16 5/8"	CTN-4835-C47	CTN-4835-C57

Top Troughing Assemblies - All CEMA D Idlers

Belt Width	A	B	Part Number	
			4" diameter x 7 gauge	5" diameter x 7 gauge
42"	53 1/4"	14 5/16"	CT-42-T506	CT-42-T606
48"	59 1/4"	16 5/16"	CT-48-T506	CT-48-T606

K & K returns use 20mm or 30mm diameter shafts. The end caps are simultaneously welded to ensure concentricity.

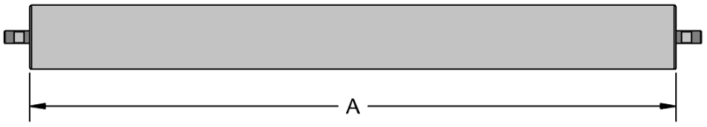

CEMA C or D Return Idlers

Belt Width	A	CEMA C Part Number		CEMA D Part Number	
		4" diamter x 7ga.	5" diameter x 7 ga.	5" diameter x 7 ga.	6" diameter x 7 ga.
36"	42 7/8"	RIC-36-C47	RIC-36-C57		
42"	48 7/8"	RIC-42-C47	RIC-42-C57	RI-42-0505	RI-42-0605
48"	54 7/8"	RIC-48-C47	RIC-48-C57	RI-48-0505	RI-48-0605

All 5" diameter idlers are also available with 9 gauge and 1/4" wall shells.
All 6" diameter idlers are also available with 1/4" wall shells.

Standard Duty Catenary Structure

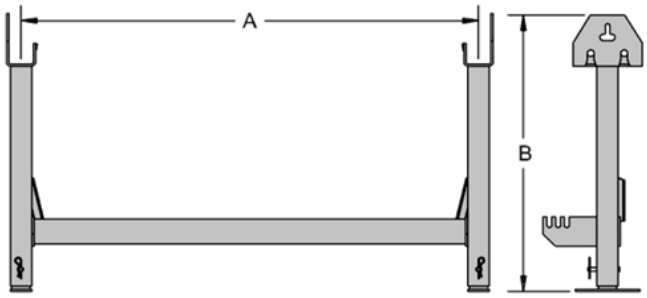

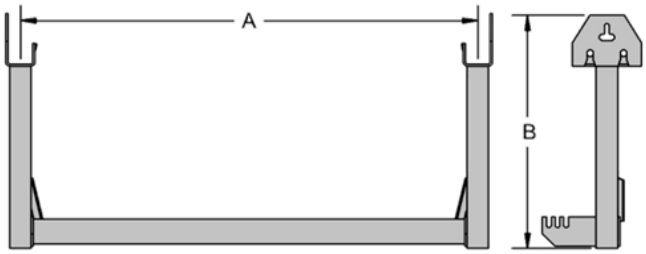

Floor Mounted Stands with Adjustable Legs				Roof Mounted Stands			
Belt Width	A	B	Part Number	Belt Width	A	B	Part Number
36"	47 1/4"	31 3/4" to 43 3/4"	CS-3600	36"	48"	26"	CS-3630
42"	53 1/4"	33" to 45"	CS-4200	42"	54"	27 3/4"	CS-4230
48"	59 1/4"	33" to 45"	CS-4800	48"	60"	27 3/4"	CS-4830

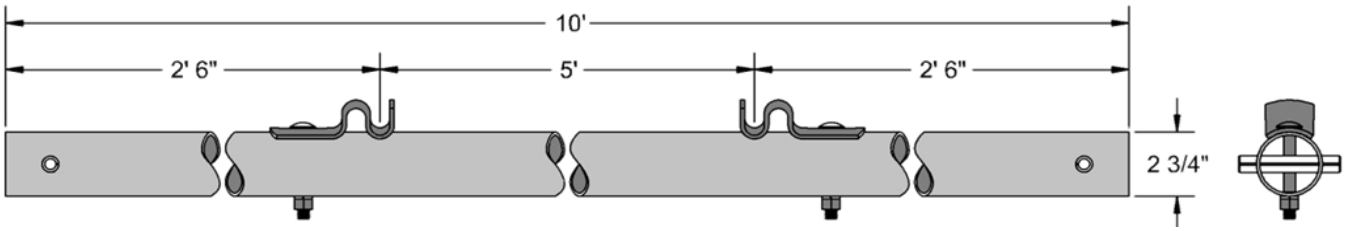

10' Galvanized Side Rail with Ribbon Saddles
SR-0020

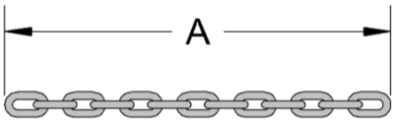

1/4" Proof Coil Chain	
A	Part Number
4'	25PCC-4
5'	25PCC-5
6'	25PCC-6

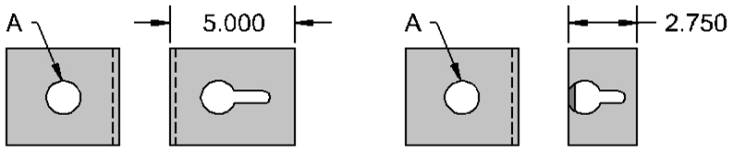

Roof Mounted Chain Hangers			
Drop	A = 1 "	A = 1 3/8"	A = 1 5/8"
5"	DB-1095-100	DB-1095-138	DB-1095-163
2 3/4"	DB-1052-100	DB-1052-138	DB-1052-163

Heavy Duty Catenary Structure

K & K HD catenary top troughing assemblies have oversized lifting handles and use 7/16” diameter bolts. All idlers are counter bored and use 30mm diameter shafts. The end caps are simultaneously welded to ensure concentricity.

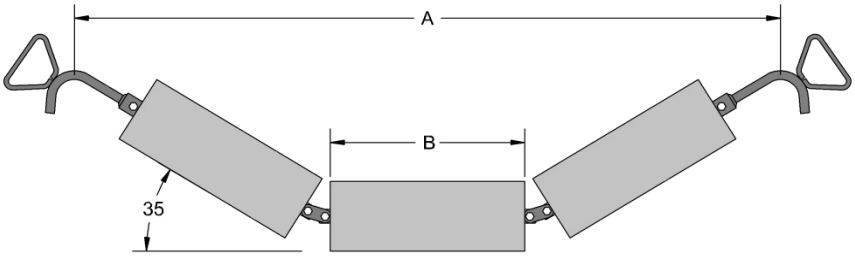

CEMA D Top Troughing Assemblies

Belt Width	A	B	Part Number	
			5" diameter x 7 gauge	6" diameter x 7 gauge
42"	53 3/8"	14 5/16"	CT-42-T506	CT-42-T606
48"	59 3/8"	16 5/16"	CT-48-T506	CT-48-T606
54"	65 3/8"	18 5/16"	CT-54-T506	CT-54-T606
60"	71 3/8"	20 5/16"	CT-60-T506	CT-60-T606

K & K returns are counter bored and use 30mm diameter shafts. The end caps are simultaneously welded to ensure concentricity. Lifting handles are available.

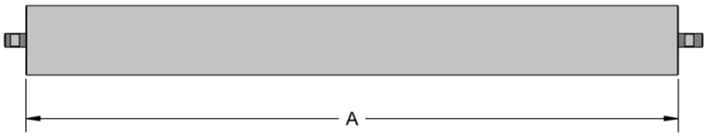

CEMA D Return Idlers

Belt Width	A	CEMA D Part Number	
		5" diameter x 7 ga.	6" diameter x 7 ga.
42"	48 7/8"	RI-42-0505	RI-42-0605
48"	54 7/8"	RI-48-0505	RI-48-0605
54"	60 7/8"	RI-54-0505	RI-54-0605
60"	66 7/8"	RI-60-0505	RI-60-0605

All 5" diameter idlers are also available with 9 gauge and 1/4" wall shells.
All 6" diameter idlers are also available with 1/4" wall shells.

Heavy Duty Catenary Structure

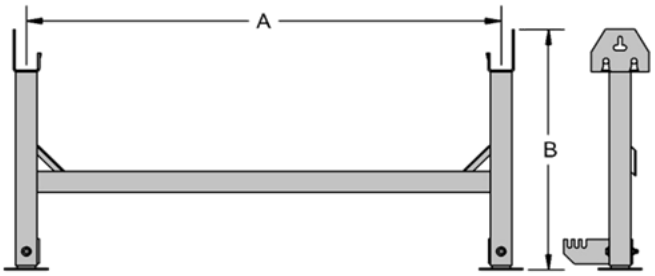

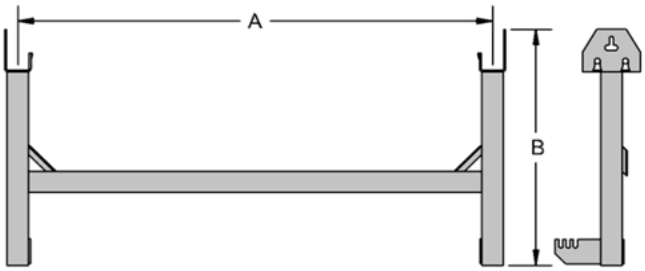

Floor Mounted Stands with Adjustable Legs				Roof Mounted Stands			
Belt Width	A	B	Part Number	Belt Width	A	B	Part Number
48"	59 3/8"	34 1/8" to 46 1/8"	CS-4802	48"	59 3/8"	33 1/2"	CS-4832
54"	65 3/8"	34 1/8" to 46 1/8"	CS-5402	54"	65 3/8"	33 1/2"	CS-5432
60"	71 3/8"	34 1/8" to 46 1/8"	CS-6002	60"	71 3/8"	33 1/2"	CS-6032

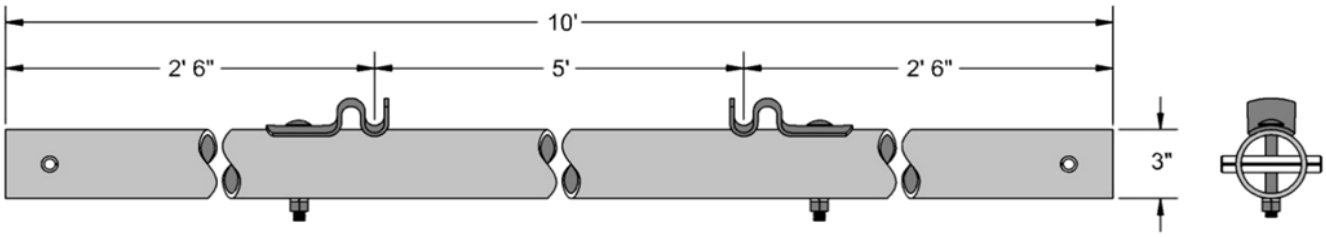

10' Galvanized Side Rail with Ribbon Saddles
SR-0720

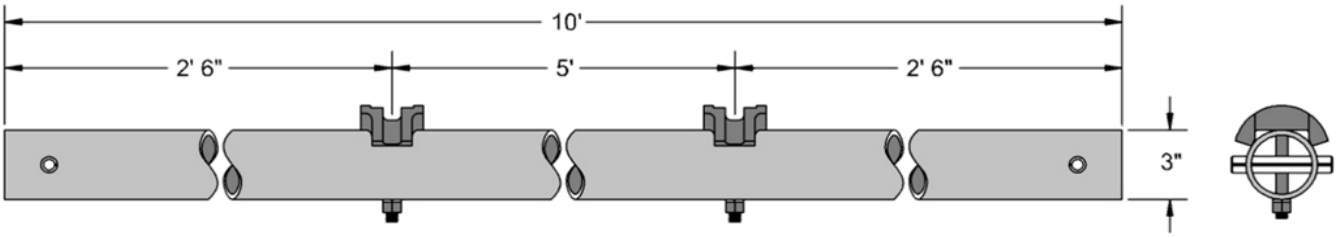

10' Galvanized Side Rail with Cast Saddles
SR-0729

Standard Duty Rigid Frame Structure

K & K rigid top troughing assemblies use angle iron for the cross member. CEMA C idlers have 20mm shafts and CEMA D idlers have 30mm shafts. All mounting hardware is galvanized.

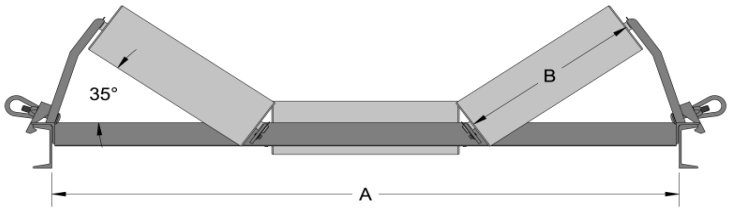

Top Troughing Assemblies - All CEMA C Idlers

Belt Width	A	B	Part Number	
			4" diameter x 7 gauge	5" diameter x 7 gauge
36"	47 1/4"	14"	RTA-3635-C47	RTA-3635-C57
42"	53 1/4"	16"	RTA-4235-C47	RTA-4235-C57
48"	59 1/4"	18"	RTA-4835-C47	RTA-4835-C57

Top Troughing Assemblies - CEMA D Center Idlers with CEMA C Wing Idlers

Belt Width	A	B	Part Number
			5" diameter x 7 gauge
42"	53 1/4"	16"	RTA-4235-CD57
48"	59 1/4"	18"	RTA-4835-CD57

Top Troughing Assemblies - All CEMA D Idlers

Belt Width	A	B	Part Number	
			5" diameter x 7 gauge	6" diameter x 7 gauge
42"	53 1/4"	16"	RTA-4235-D57	RTA-4235-D67
48"	59 1/4"	18"	RTA-4835-D57	RTA-4835-D67

K & K CEMA C returns have 20mm shafts and the CEMA D returns have 30mm shafts . The end caps are simultaneously welded to ensure concentricity.



CEMA C or D Return Idlers

Belt Width	A	CEMA C Part Number		CEMA D Part Number	
		4" diameter x 7 ga.	5" diameter x 7 ga.	5" diameter x 7 ga.	6" diameter x 7 ga.
36"	45"	RIR-36-C47	RIR-36-C57		
42"	51"	RIR-42-C47	RIR-42-C57	RIR-42-D57	RIR-42-D67
48"	57"	RIR-48-C47	RIR-48-C57	RIR-48-D57	RIR-48-D67

All 5" diameter idlers are also available with 9 gauge and 1/4" wall shells; -C/D59, -C/D54.
All 6" diameter idlers are also available with 1/4" wall shells; -D64.

Standard Duty Rigid Frame Structure

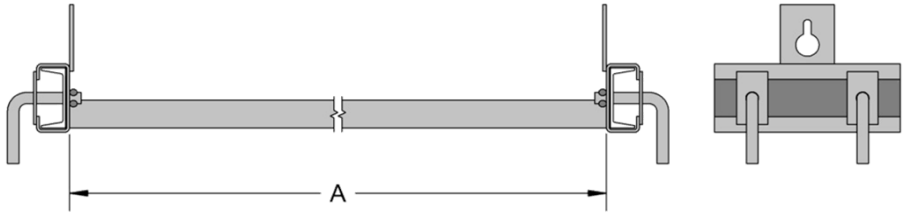

Locking Pin Spreader Bar Assemblies			
Belt Width	A	3" channel part #	4" channel part #
36"	47 1/4"	RS-3668	RS-3667
42"	53 1/4"	RS-4268	RS-4267
48"	59 1/4"		RS-4867

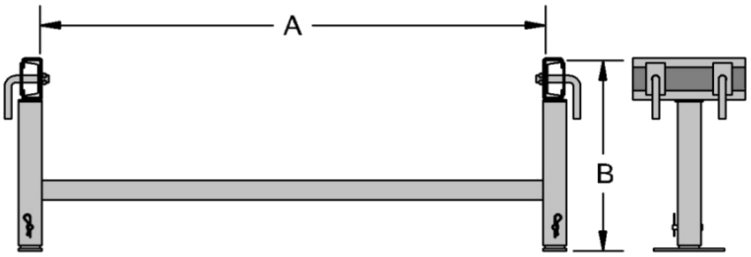

Locking Pin Floor Mounted Stands with Adjustable Legs				
Belt Width	A	B	Part Number	
			3" channel	4" channel
36"	47 1/4"	21" to 31"	RS-3648	RS-3647
42"	53 1/4"	21" to 31"	RS-4248	RS-4247
48"	59 1/4"	21" to 31"		RS-4847

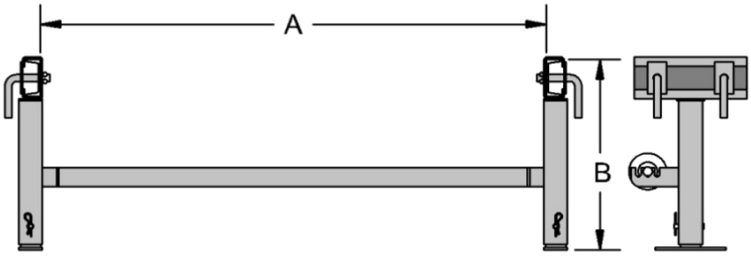

Locking Pin Floor Mounted Stands with Adjustable Legs and Return Idler Mounting Brackets				
Belt Width	A	B	Part Number	
			3" channel	4" channel
36"	47 1/4"	21" to 31"	RS-3648-BKT	RS-3647-BKT
42"	53 1/4"	21" to 31"	RS-4248-BKT	RS-4247-BKT
48"	59 1/4"	21" to 31"		RS-4847-BKT

Standard Duty Rigid Frame Structure

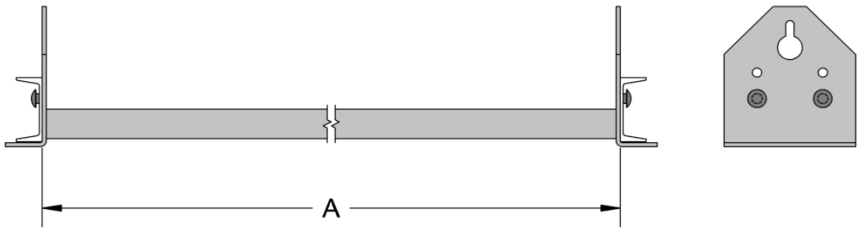

Drop-On Spreader Bar Assemblies			
Belt Width	A	3" channel part #	4" channel part #
36"	47 1/4"	RS-366A	RS-366B
42"	53 1/4"	RS-426A	RS-426B
48"	59 1/4"		RS-486B

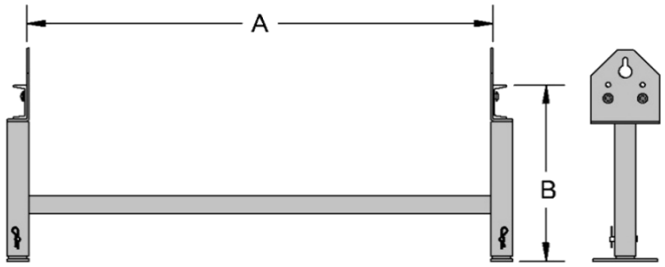

Drop-On Floor Mounted Stands with Adjustable Legs				
Belt Width	A	B	Part Number	
			3" channel	4" channel
36"	47 1/4"	21" to 31"	RS-364A	RS-364B
42"	53 1/4"	21" to 31"	RS-424A	RS-424B
48"	59 1/4"	21" to 31"		RS-484B

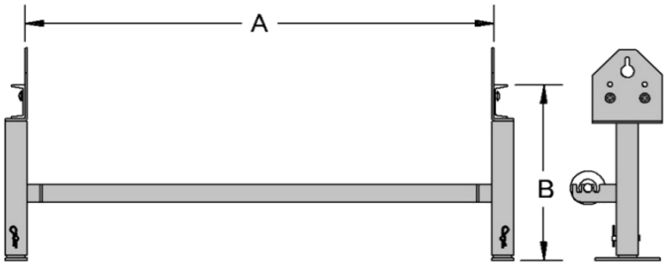

Drop-On Floor Mounted Stands with Adjustable Legs and Return Idler Mounting Brackets				
Belt Width	A	B	Part Number	
			3" channel	4" channel
36"	47 1/4"	21" to 31"	RS-364A-BKT	RS-364B-BKT
42"	53 1/4"	21" to 31"	RS-424A-BKT	RS-424B-BKT
48"	59 1/4"	21" to 31"		RS-484B-BKT

Standard Duty Rigid Frame Structure

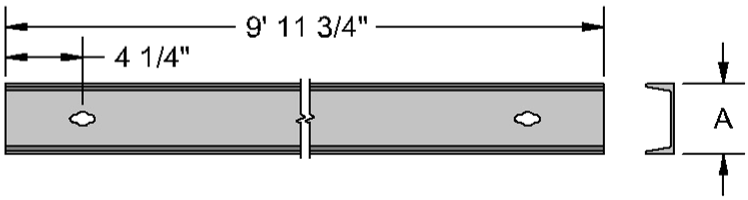

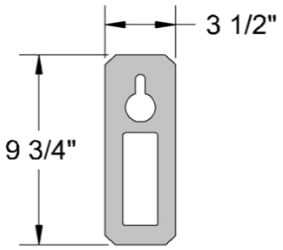

Locking Pin Channel Rails	
A	Part Number
3"	SR-022D
4"	SR-032D

Sliding Channel Hanger Bracket	
Channel	Part Number
3"	SR-1001
4"	SR-1002

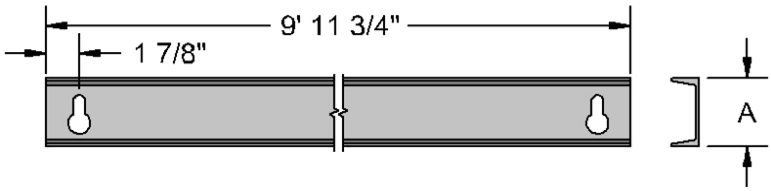

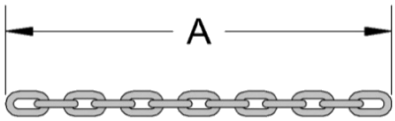

Drop-On Pin Channel Rails	
A	Part Number
3"	SR-022F
4"	SR-032F

5/16" Proof Coil Chain	
A	Part Number
4'	31PCC-4
5'	31PCC-5
6'	31PCC-6

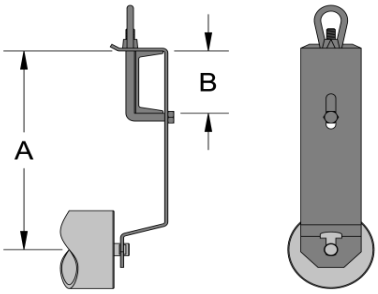

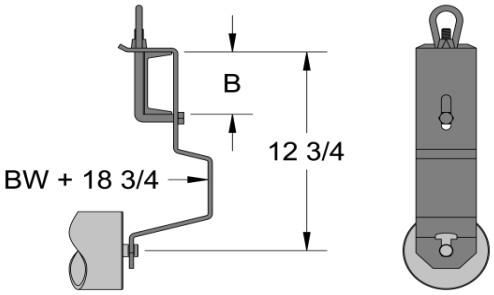

Standard Clearance Drop Bracket			Extra Clearance Drop Bracket	
A = Drop	B = 3"	B = 4"	B = 3"	B = 4"
8 3/4"	DB-01-08753	DB-01-08754		
12 3/4"	DB-01-12753	DB-01-12754	DB-02-12753	DB-02-12754

Heavy Duty Rigid Frame Structure

K & K HD rigid top troughing assemblies are made with 3” channel cross members and are equipped with lifting handles. All idlers have 30m diameter ISO shaft ends for mounting and are retained with galvanized hardware. Tops are attached to the channel rails with 5/8” diameter bolts.

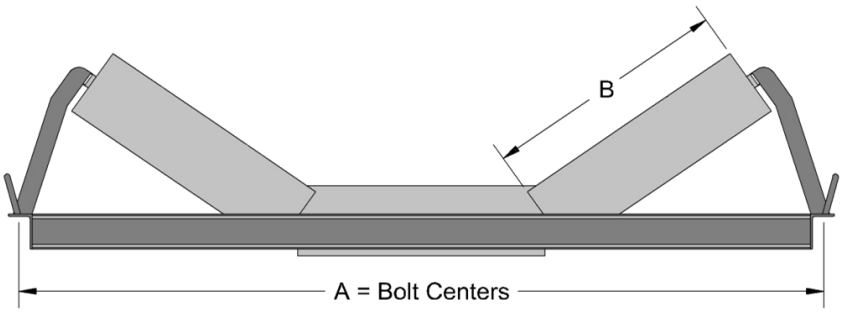

Top Troughing Assemblies - All CEMA D Idlers

Belt Width	A	B	Part Number	
			5" diameter x 7 gauge	6" diameter x 7 gauge
54"	67 1/2"	20 5/8"	RT-54-K506	RT-54-K606
60"	73 1/2"	22 5/8"	RT-60-K506	RT-60-K606

K & K HD returns are counter bored and use 30mm diameter shafts. The end caps are simultaneously welded to ensure concentricity

CEMA D Flat Return Idlers

Belt Width	A	CEMA D Part Number	
		5" diameter x 7 gauge	6" diameter x 7 gauge
54"	60 7/8"	RI-54-0505	RI-54-0605
60"	66 7/8"	RI-60-0505	RI-60-0605

K & K HD vee return assemblies are made with angle cross members and are equipped with lifting handles. All idlers have 30mm diameter ISO shaft ends and the frames are attached to the channel rails with 5/8” diameter bolts.

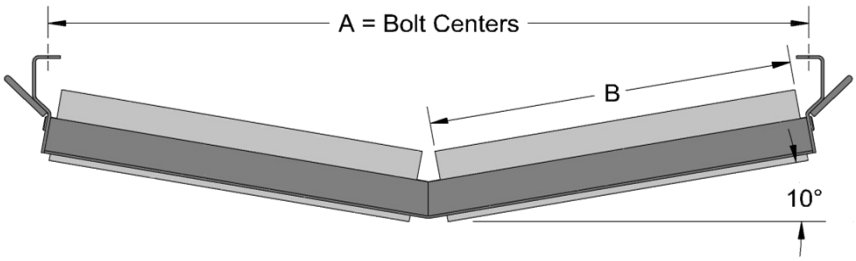

CEMA D Vee Return Assemblies

Belt Width	A	B	Part Number	
			5" diameter x 7 gauge	6" diameter x 7 gauge
54"	67 1/2"	32 5/8"	RF-54-0121-57	RF-54-0121-67
60"	73 1/2"	35 5/8"	RF-60-0121-57	RF-60-0121-67

All 5" diameter idlers are also available with 9 gauge and 1/4" wall shells.
All 6" diameter idlers are also available with 1/4" wall shells.

Heavy Duty Rigid Frame Structure

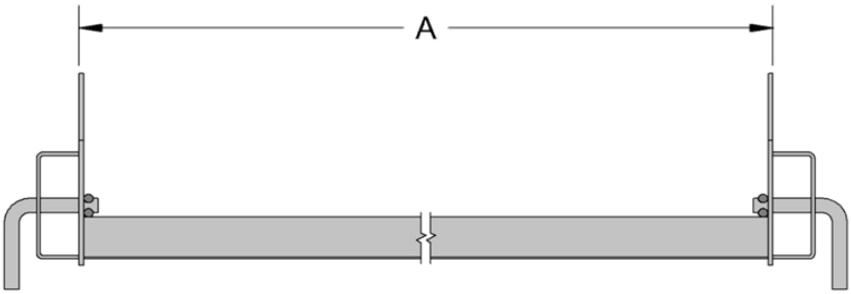

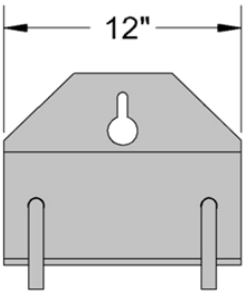

Locking Pin Spreader Bar Assembly for 5" Channel		
Belt Width	A	Part Number
54"	65 3/8"	RS-5467-5
60"	71 3/8"	RS-6067-5

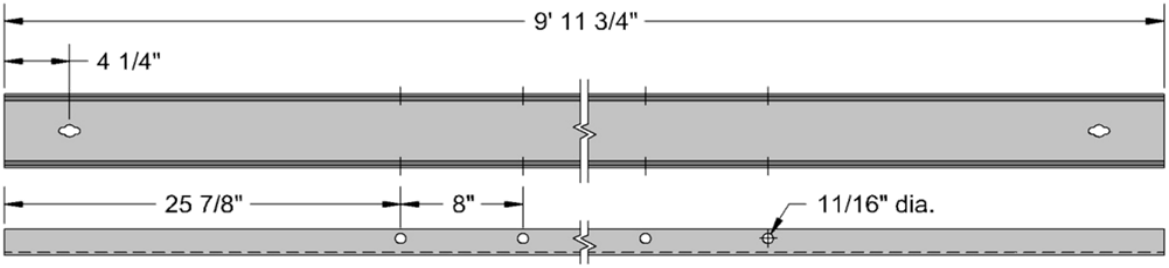

5" Locking Pin Channels with holes in both flanges	5" Locking Pin Channels with holes in one flange only
SR-052D	SR-052G

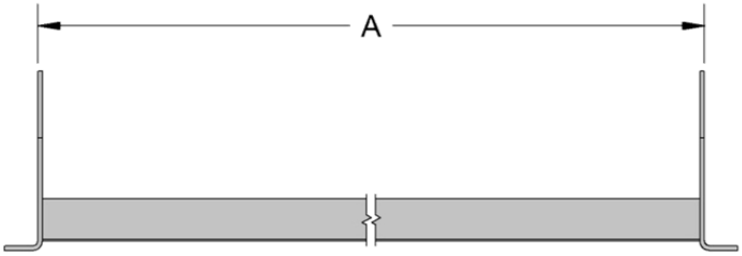

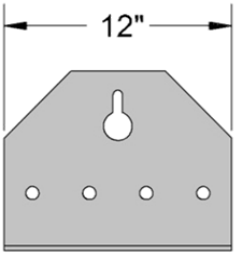

Bolt-On Spreader Bar Assembly for 5" Channel		
Belt Width	A	Part Number
54"	65 3/8"	RS-5461
60"	71 3/8"	RS-6061

Heavy Duty Rigid Frame Structure

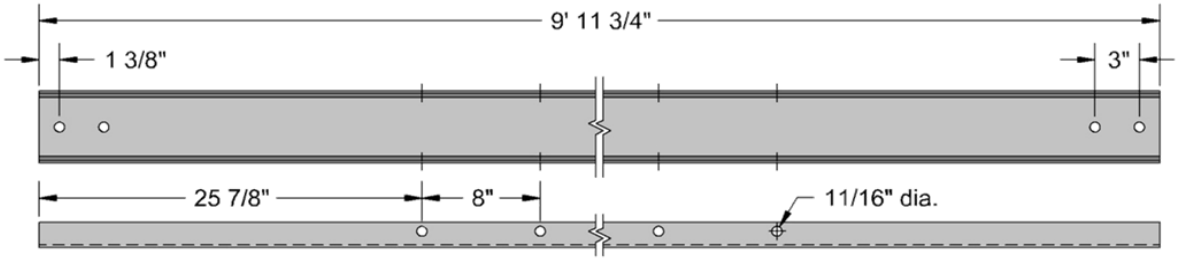

5" Bolt-On Channels with holes in both flanges	5" Bolt-On Channels with holes in one flange only
SR-0527	SR-0526

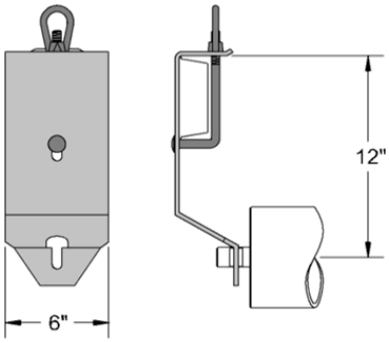

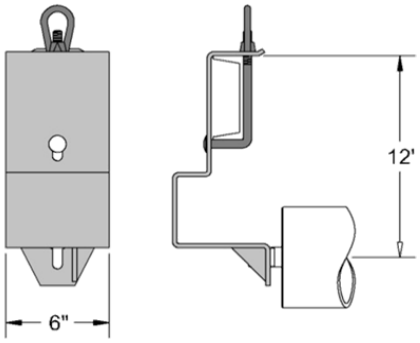

12" Drop Bracket	12" Extra Clearance Drop Bracket
DB-1082-5	DB-1083-5

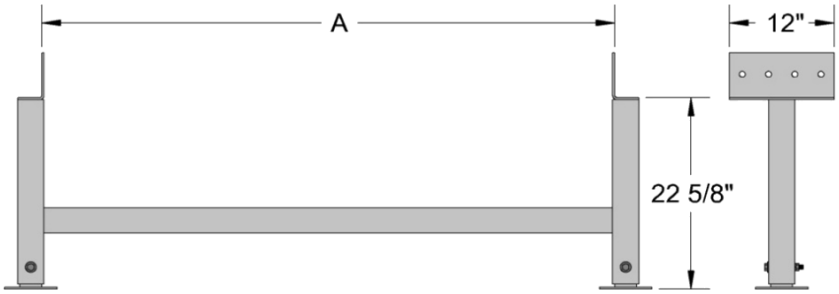

HD Floor Mounted Stand

Belt	A	Part Number
54"	65 3/8"	RS-5441
60"	71 3/8"	RS-6041

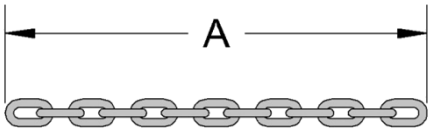

Sliding Channel Hanger Bkt.

Channel	Part Number
5"	SR-1023

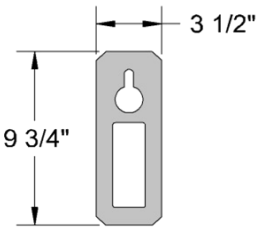

3/8" Proof Coil Chain

A	Part Number
4'	38PCC-4
5'	38PCC-5
6'	38PCC-6

Rope Structure

K & K rope mounted top troughing assemblies use angle iron for the cross member. CEMA C idlers have 20mm shafts and CEMA D idlers have 30mm shafts. All mounting hardware is galvanized.

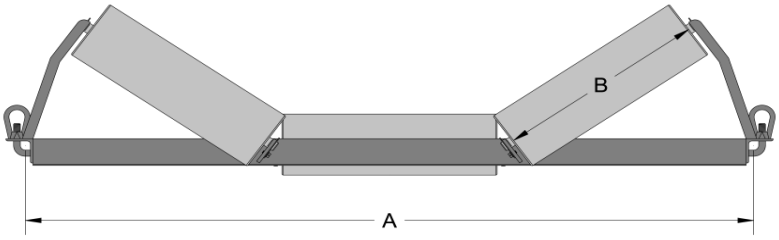

Rope Top Troughing Assemblies - CEMA C

Belt Width	A	B	Part Number	
			4" diameter x 7 gauge	5" diameter x 7 gauge
36"	48"	14"	RTA-3635-C47-R	RTA-3635-C57-R
42"	54"	16"	RTA-4235-C47-R	RTA-4235-C57-R
48"	60"	18"	RTA-4835-C47-R	RTA-4835-C57-R

Rope Top Troughing Assemblies - CEMA D Center Idler with CEMA C Wing Idlers

Belt Width	A	B	Part Number
			5" diameter x 7 gauge
42"	54"	16"	RTA-4235-CD57-R
48"	60"	18"	RTA-4835-CD57-R

Rope Top Troughing Assemblies - CEMA D

Belt Width	A	B	Part Number	
			5" diameter x 7 gauge	6" diameter x 7 gauge
42"	54"	16"	RTA-4235-D57-R	RTA-4235-D67-R
48"	60"	18"	RTA-4835-D57-R	RTA-4835-D67-R

K & K CEMA C returns have 20mm shafts and the CEMA D returns have 30mm shafts . The end caps are simultaneously welded to ensure concentricity.



CEMA C or D Return Idlers

Belt Width	A	CEMA C Part Number		CEMA D Part Number	
		4" diameter x 7 ga.	5" diameter x 7 ga.	5" diameter x 7 ga.	6" diameter x 7 ga.
36"	42 7/8"	RIR-36-C47	RIR-36-C57		
42"	48 7/8"	RIR-42-C47	RIR-42-C57	RIR-42-D57	RIR-42-D67
48"	54 7/8"	RIR-48-C47	RIR-48-C57	RIR-48-D57	RIR-48-D67

All 5" diameter idlers are also available with 9 gauge and 1/4" wall shells; -C/D59-R, -C/D54-R.
All 6" diameter idlers are also available with 1/4" wall shells; -D64-R

Rope Structure

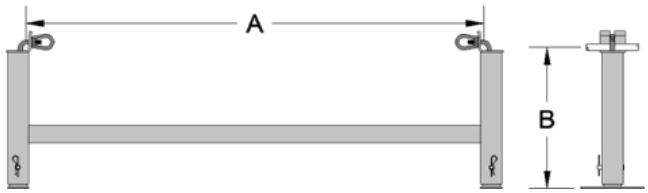

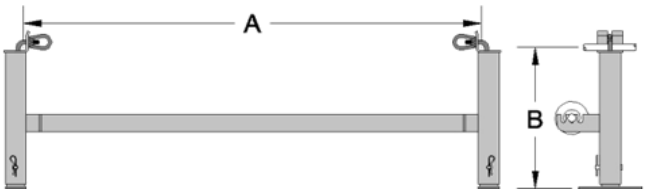

Floor Mounted Stands with Adjustable Legs				Floor Mounted Stands with Adjustable Legs and Return Idler Mounting Brackets			
Belt Width	A	B	Part Number	Belt Width	A	B	Part Number
36"	48"	17" to 29"	RS-1070	36"	48"	17" to 29"	RS-1070-BKT
42"	54"	17" to 29"	RS-1071	42"	54"	17" to 29"	RS-1071-BKT
48"	60"	17" to 29"	RS-1072	48"	60"	17" to 29"	RS-1072-BKT
54"	66"	17" to 29"	RS-1073	54"	66"	17" to 29"	RS-1073-BKT

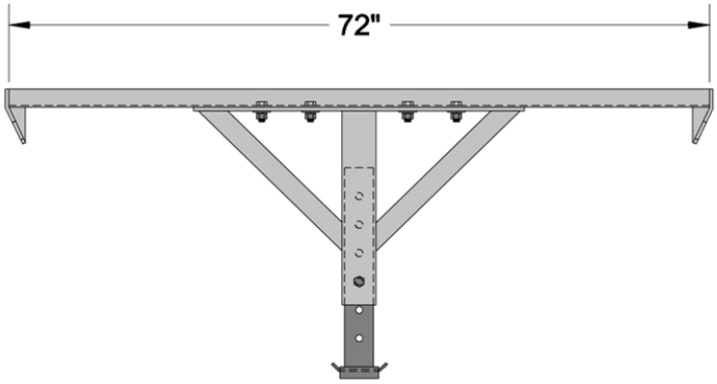

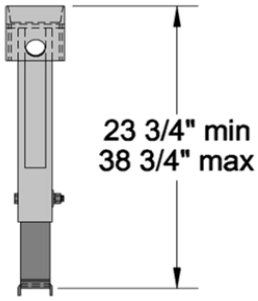

Roof Mounted Rope Anchor
RS-1031

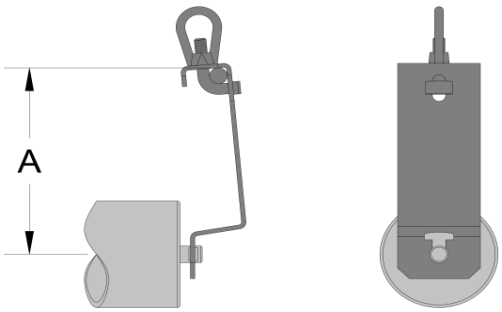

Wire Rope Drop Bracket	
A	Part Number
8 3/4"	DB-1090
12"	DB-1091

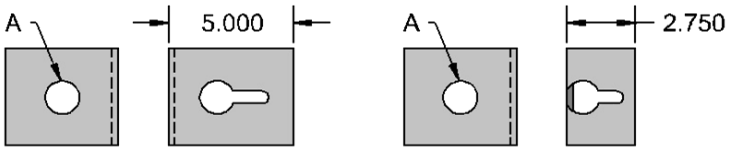

Roof Mounted Chain Hangers			
Drop	A = 1 "	A = 1 3/8"	A = 1 5/8"
5"	DB-1095-100	DB-1095-138	DB-1095-163
2 3/4"	DB-1052-100	DB-1052-138	DB-1052-163

Continental Replacement Idlers

Top idler replacements for the Continental HC series. They have a 3/4” shaft end with 1/2” flats and are direct replacements that fit into their top troughing assemblies.

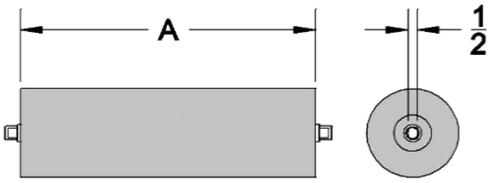

Continental HC Series Replacement Top Idlers

Belt	A	4" diameter x 7 gauge		5" diameter x 9 gauge		5" diameter x 7 gauge	
		Continental #	K & K Part #	Continental #	K & K Part #	Continental #	K & K Part #
36"	14"		CL-1061-47		CL-1061-59		CL-1061-57
42"	16"		CL-1062-47		CL-1062-59		CL-1062-57
48"	18"		CL-1063-47		CL-1063-59		CL-1063-57

Return idler replacements for the Continental HC series. They have 1/2” flats on the ends of the shafts

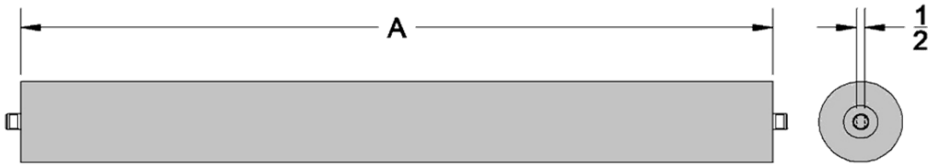

Continental HC Series Replacement Return Idlers

Belt	A	4" diameter x 7 gauge		5" diameter x 9 gauge		5" diameter x 7 gauge	
		Continental #	K & K Part #	Continental #	K & K Part #	Continental #	K & K Part #
36"	45"	69AHC410-457	CL-1030-47	69AHC510-459	CL-1030-59	69AHC510-457	CL-1030-57
42"	51"	69AHC410-517	CL-1031-47	69AHC510-519	CL-1031-59	69AHC510-517	CL-1031-57
48"	57"	69AHC410-577	CL-1032-47	69AHC510-579	CL-1032-59	69AHC510-577	CL-1032-57

Top idler replacements for the Continental H-Plus series. They have a 1 1/16” hex on the ends of the shafts and are direct replacements that fit into their top troughing assemblies.

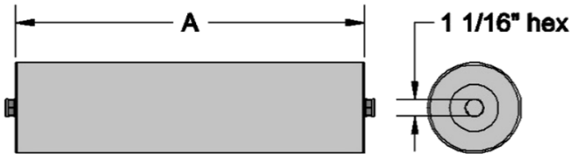

Continental H-Plus Replacement Top Idlers

Belt	A	5" diameter x 7 gauge		6" diameter x 7 gauge		6" diameter x 1/4" wall	
		Continental #	K & K Part #	Continental #	K & K Part #	Continental #	K & K Part #
48"	18 1/4"		CL-1054-57		CL-1054-67		CL-1054-64
54"	20 1/4"		CL-1033-57		CL-1033-67		CL-1033-64
60"	22 1/4"		CL-1034-57		CL-1034-67		CL-1034-64

Return idler replacement for the Continental H-Plus series. They have a 1 1/16” hex on the ends of the shafts.

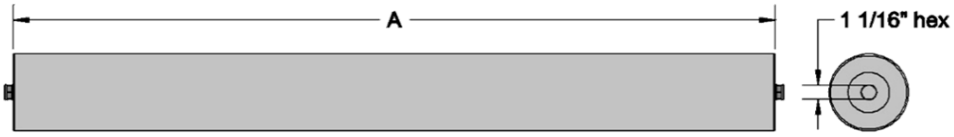

Continental H-Plus Replacement Return Idlers

Belt	A	5" diameter x 7 gauge		6" diameter x 7 gauge		6" diameter x 1/4" wall	
		Continental #	K & K Part #	Continental #	K & K Part #	Continental #	K & K Part #
48"	57"	78A5114-57007	CL-1058-57	78A5115-57007	CL-1058-67	78A5115-57004	CL-1058-64
54"	63"	78A5114-63007	CL-1059-57	78A5115-63007	CL-1059-67	78A5115-6300	CL-1059-64
60"	69"	78A5114-69007	CL-1060-57	78A5115-69007	CL-1060-67	78A5115-69004	CL-1060-64

Continental Replacement Idlers

Top idler replacements for the Continental HD series. They have a 3/4” shaft end with 1/2” flats and are direct replacements that fit into their top troughing assemblies.

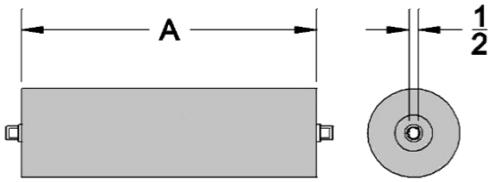

Continental HD Replacement Top Idlers

Belt	A	5" diameter x 7 gauge		6" diameter x 7 gauge		6" diameter x 1/4" wall	
		Continental #	K & K Part #	Continental #	K & K Part #	Continental #	K & K Part #
48"	18 1/4"		CL-1075-57		CL-1075-67		CL-1075-64
54"	20 1/4"		CL-1076-57		CL-1076-67		CL-1076-64
60"	22 1/4'		CL-1077-57		CL-1077-67		CL-1077-64

Return idler replacements for the Continental HD series. They have 1/2” flats on the ends of the shafts.

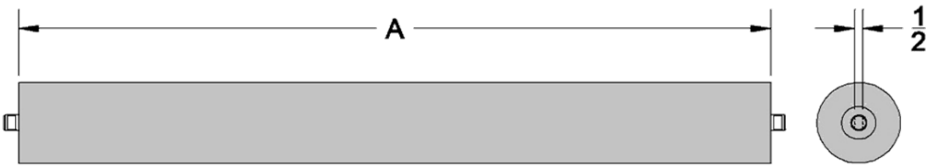

Continental HD Replacement Returns

Belt	A	5" diameter x 7 gauge		6" diameter x 7 gauge		6" diameter x 1/4" wall	
		Continental #	K & K Part #	Continental #	K & K Part #	Continental #	K & K Part #
48"	57"	72A6015-57007	CL-1078-57	72A6016-57007	CL-1078-67	72A6016-57004	CL-1078-64
54"	63"	72A6015-63007	CL-1079-57	72A6016-63007	CL-1079-67	72A6016-63004	CL-1079-64
60"	69"	72A6015-69007	CL-1080-57	72A6016-69007	CL-1080-67	72A6016-69004	CL-1080-64

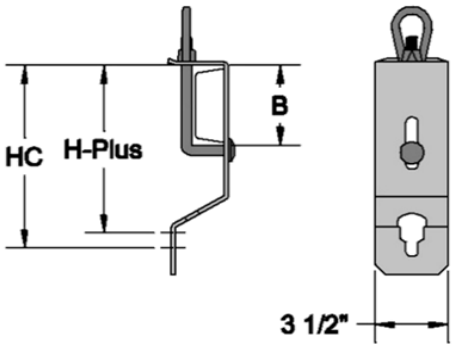

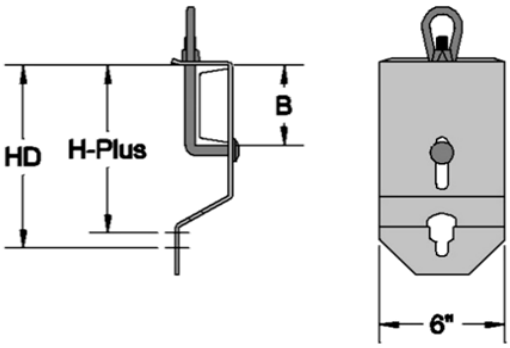

Channel	Standard Duty Drop Brackets				Heavy Duty Drop Brackets			
	8 3/4" drop		12" drop		8 3/4" drop		12" drop	
	H+ = 8 3/8"	HC = 9 1/8"	H+ = 11 5/8'	HC = 12 3/8'	H+ = 8 3/8"	HC = 9 1/8"	H+ = 11 5/8'	HC = 12 3/8'
3"	CL-1071-388		CL-1071-312					
4"	CL-1071-488		CL-1071-412		CL-1092-488		CL-1092-412	
5"					CL-1092-588		CL-1092-512	

Replacement vee return idlers are also available.

Continental Replacement Idlers

Catenary top troughing replacement assemblies have oversized lifting handles and use 7/16” diameter bolts. All idlers are counter bored and use 1 3/16” diameter shafts. The end caps are simultaneously welded to ensure concentricity.

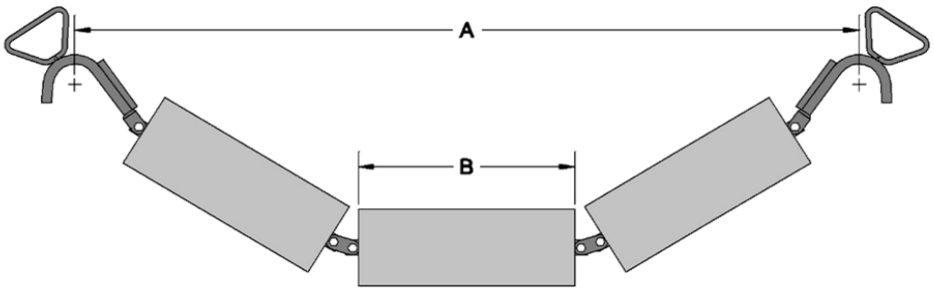

CEMA D Top Troughing Assemblies

Belt Width	A	B	5" diameter x 7 gauge		6" diameter x 7 gauge	
			Continental #	K & K part #	Continental #	K & K part #
42"	53"	14 5/16"	78AU11355-427	CT-42-U506		CT-42-U606
48"	59"	16 5/16"	78AU11355-487	CT-48-U506	78AU16440-487	CT-48-U606
54"	65"	18 5/16"	78AU11355-547	CT-54-U506	78AU16440-547	CT-54-U606
60"	71"	20 5/16"		CT-60-U506	78AU16440-607	CT-60-U606

Replacement returns are counter bored and use 1 3/16” diameter shafts. The end caps are simultaneously welded to ensure concentricity. Lifting handles are available.

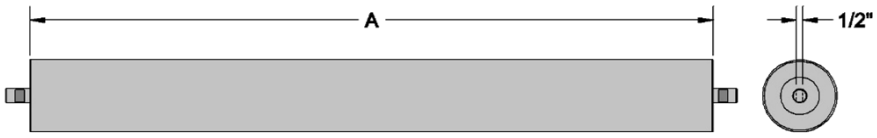

CEMA D Return Idlers

Belt Width	A	5" diameter x 7 gauge		6" diameter x 7 gauge	
		Continental part #	K & K part #	Continental part #	K & K part #
42"	48 7/8"		CL-1093-57		CL-1093-67
48"	54 7/8"		CL-1094-57		CL-1094-67
54"	60 7/8"		CL-1095-57		CL-1095-67
60"	66 7/8"		CL-1096-57		CL-1096-67

All 5" diameter idlers are also available with 9 gauge and 1/4" wall shells.
All 6" diameter idlers are also available with 1/4" wall shells.

CB Mining/CAT/Bucyrus/DBT/LA Replacement Idlers

LA style rigid top troughing assemblies have a single member tube crossmember. All idlers use 1" or 1 3/16" diameter solid shafts reduced down to 3/4" on the ends.

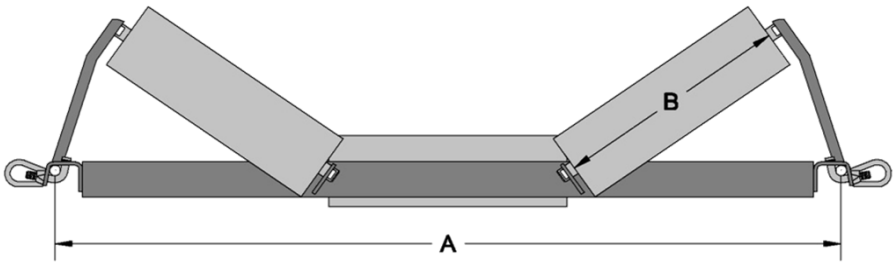

LA Style Top Assemblies - All CEMA C Idlers				
Belt Width	A	B	Part Number	
			4" diameter x 7 gauge	5" diameter x 7 gauge
36"	48"	13 1/4"	LA-36-A400	LA-36-A500
42"	54"	15 1/4"	LA-42-A400	LA-42-A500
48"	60"	17 1/4"	LA-348-A400	LA-48-A500

LA Style Top Assemblies - All CEMA D Idlers				
Belt Width	A	B	Part Number	
			5" diameter x 7 gauge	6" diameter x 7 gauge
48"	60"	17 1/4"	LA-48-B502	LA-48-B602
54"	66"	19 1/4"	LA-54-B502	LA-54-B602
60"	72"	21 1/4"	LA-60-B502	LA-60-B602

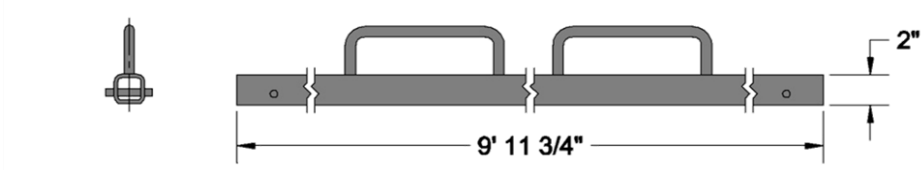

2" square Side Rails
LA-1060-WP or PC (welded pin or pin and cotter)

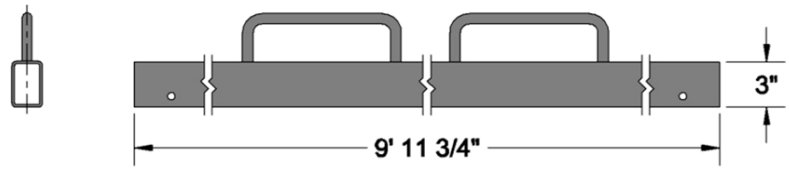

2" x 3" Side Rails
LA-1111-WP or PC (welded pin or pin and cotter)

CB Mining/CAT/Bucyrus/DBT/LA Replacement Idlers

Top idler replacements for CB Mining. They have a 3/4” shaft end with 1/2” flats and are direct replacements that fit into their top troughing assemblies.

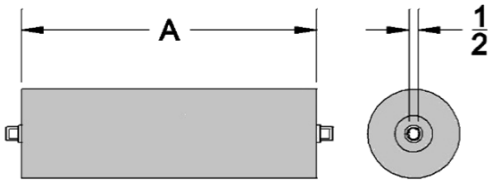

Replacement Top Idlers - CEMA C

Belt	A	4" diameter x 7 gauge		5" diameter x 9 gauge		5" diameter x 7 gauge	
		CB Mining part #	K & K Part #	CB Mining part #	K & K Part #	CB Mining part #	K & K Part #
36"	13 1/4'	324653	LA-1200-47		LA-1200-59	325339	LA-1200-57
42"	15 1/4"	324658	LA-1201-47		LA-1201-59	325341	LA-1201-57
48"	17 1/4"	324662	LA-1202-47		LA-1202-59	325342	LA-1202-57

Return idler replacements for the CB Mining. They have 1/2” flats on the ends of the shafts.

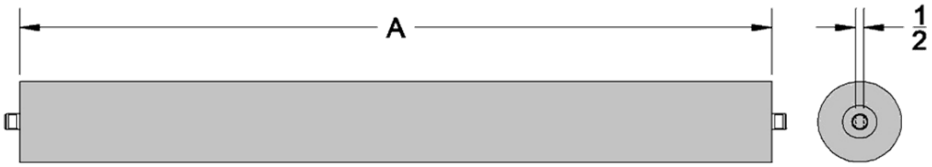

Replacement Return Idlers - CEMA C

Belt	A	4" diameter x 7 gauge		5" diameter x 9 gauge		5" diameter x 7 gauge	
		CB Mining part #	K & K Part #	CB Mining part #	K & K Part #	CB Mining part #	K & K Part #
36"	46 1/2"	324721	LA-1203-47		LA-1203-59	325356	LA-1203-57
42"	52 1/2"	324727	LA-1204-47		LA-1204-59	325357	LA-1204-57
48"	58 1/2"	324730	LA-1205-47		LA-1205-59	325358	LA-1205-57

Top idler replacements for the CB Mining. They have 1/2" flats on the ends of the shafts and are direct replacements that fit into their top troughing assemblies.

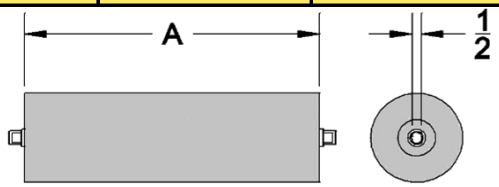

Replacement Top Idlers - CEMA D

Belt	A	5" diameter x 7 gauge		6" diameter x 7 gauge		6" diameter x 1/4" wall	
		CB Mining part #	K & K Part #	CB Mining part #	K & K Part #	CB Mining part #	K & K Part #
48"	17 1/4"	325781	LA-1206-57	325813	LA-1206-67	325813-4	LA-1206-64
54"	19 1/4"	325782	LA-1207-57	325814	LA-1207-67	325814-4	LA-1207-64
60"	21 1/4"	325783	LA-1208-57	325815	LA-1208-67	325815-4	LA-1208-64

Return idler replacements for CB Mining. They have 1/2” flats on the ends of the shafts.

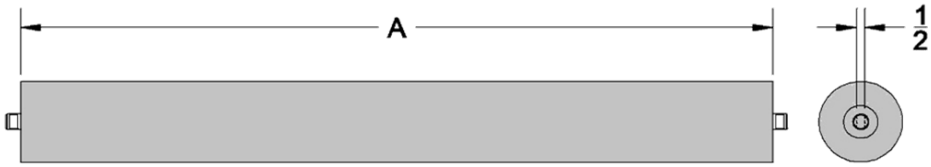

Replacement Return Idlers - CEMA D

Belt	A	5" diameter x 7 gauge		6" diameter x 7 gauge		6" diameter x 1/4" wall	
		CB Mining part #	K & K Part #	CB Mining part #	K & K Part #	CB Mining part #	K & K Part #
48"	58 1/2"	325787	LA-1209-57	325819	LA-1209-67		LA-1209-64
54"	64 1/2"	325788	LA-1210-57	325820	LA-1210-67		LA-1210-64
60"	70 1/2"	325789	LA-1211-57	325822	LA-1211-67		LA-1211-64

CB Mining/CAT/Bucyrus/DBT/LA Replacement Idlers

Catenary top troughing replacement assemblies have oversized lifting handles. Idlers use 1" or 1 3/16" diameter shafts. The end caps are simultaneously welded to ensure concentricity.

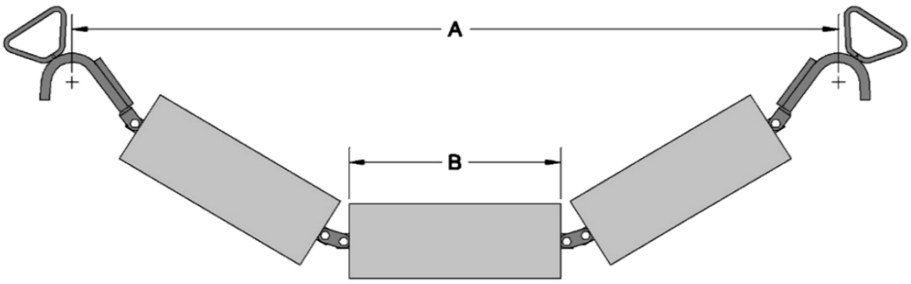

Replacement Catenary Top Troughing Assemblies - CEMA C

Belt Width	A	B	4" diameter x 7 gauge		5" diameter x 7 gauge	
			CB Mining part #	K & K part #	CB Mining part #	K & K part #
36"	47 1/4"	12 5/16"		CT-36-U400		CT-36-U500
42"	53 1/4"	14 5/16"		CT-42-U400		CT-42-U500
48"	59 1/4"	16 5/16"		CT-48-U400		CT-48-U500

Replacement Catenary Top Troughing Assemblies - CEMA D

Belt Width	A	B	5" diameter x 7 gauge		6" diameter x 7 gauge	
			CB Mining part #	K & K part #	CB Mining part #	K & K part #
48"	47 1/4"	16 5/16"		CT-48-U506		CT-48-U606
54"	53 1/4"	18 5/16"		CT-54-U506		CT-54-U606
60"	59 1/4"	20 5/16"		CT-60-U506		CT-60-U606

K & K returns use 1" or 1 3/16" diameter shafts. The end caps are simultaneously welded to ensure concentricity. Lifting handles are available.

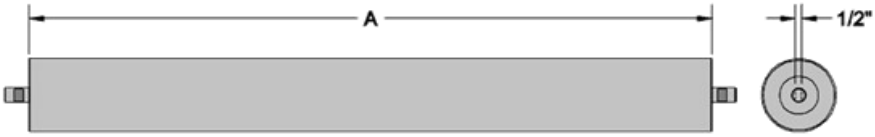

Replacement Catenary Return Idlers - CEMA C

Belt Width	A	4" diameter x 7 gauge		5" diameter x 7 gauge	
		CB Mining part #	K & K part #	CB Mining part #	K & K part #
36"	42 7/8"		RI-36-0400		RI-36-0500
42"	48 7/8"		RI-42-0400		RI-42-0500
48"	54 7/8"		RI-48-0400		RI-48-0500

Replacement Catenary Return Idlers - CEMA D

Belt Width	A	5" diameter x 7 gauge		6" diameter x 7 gauge	
		CB Mining part #	K & K part #	CB Mining part #	K & K part #
48"	42 7/8"		RI-48-0505		RI-48-0605
54"	48 7/8"		RI-54-0505		RI-54-0605
60"	54 7/8"		RI-60-0505		RI-60-0605

All 5" diameter idlers are also available with 9 gauge and 1/4" wall shells.

All 6" diameter idlers are also available with 1/4" wall shells.