

Eastside Dance 2025 Picture Weekend

JOIN US FOR OUR IN-STUDIO PICTURE WEEKEND! Picture Weekend is a special event we host bringing in Professional Photographers to capture the memories of the dance season. Although this is optional, we do hope all who are available, join us! Dance photos are a special keepsake that will be cherished momentums. Even if you do not plan on purchasing pictures, please send your dancer as our group pictures are hung in studio and students look forward to seeing their group photos displayed the following dance year!



2025 NEW ORDERING FORMAT

Memory Makers has now merged with Pictureday.com and we are excited to have them photograph your dancer. For those of you who have attended Picture Weekend before, the ordering process will look a bit different.

THERE WILL BE NO PRE-ORDERING AND NO PAPERWORK NEEDED FOR PICTURE DAY!

BEFORE PICTURE DAY: You do nothing (just make sure your costumes are wrinkle free and you have your required tights) 😊

ON PICTURE DAY:

- **Dancers 12 & younger:** Every dancer will be photographed individually as well as our traditional group photos.
- **Dancers 13 & older & TEAM dances:** If you'd like your dancer to have an individual photo taken, please make sure to discuss it with them beforehand. All group photos will be taken, individual photos will only be taken upon request for our teen and team dances. If you'd like your dancer to take individual pictures in any or all of their costumes, please let them know in advance so they can let us know in the photo room on their Picture Day.

PURCHASING PHOTOS: After the recital, when photo galleries are ready, you will receive an email from Pictureday.com with a unique access code for secure viewing and purchasing of photos. You will view and purchase directly online and the photos will be sent directly to you. The email will be sent to the main e-mail address we have on file at Eastside (the e-mail you use to log into your online account).

Need Assistance

E-mail support@picture-day.com or call 773-276-4588 Option 1 for Parent Support Team

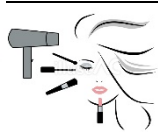
PICTURE WEEKEND PROCESS

- Students are to **arrive dressed in their first costume** ready for their first photo.
- At the **"Drop Off Time"** dancers will enter the studio with all costumes and shoes in hand.
**Dancers in classes Age 2 – 5 will put their dance shoes on and be sent in the dance school ready for their picture*
This is the one and only day dancers can wear their shoes outside :-)*
- At the end of the photo time, dancers will be dismissed at the front door at the **"Pick Up Time"**

COSTUMES AND SHOES

- Students will **arrive dressed in their first costume** with dance shoes in hand (or in bag).
- If your dancer has multiple costumes, send them with all of their costumes and shoes (be sure **ALL** items are labeled).
- Students will be given a place in studio for costume changes and staff will be there to assist.
- Please send your dancer with **ONLY** the items they need for picture day.
- **BE SURE ALL ITEMS ARE LABELED** - this is the **ONLY** way we can find the owner of lost items if they are labeled, so label **EVERYTHING**.

HAIR & MAKE-UP: Hair and make-up can be however you choose for your child's photo.



- Staff will be unable to assist with hair and make-up changes or special requests.
- If your child is younger, we recommend securing their hair in a style that's difficult for them to mess up while waiting for their photos. Little ones often play and move around a lot, so a more secure hairstyle will help keep them looking neat while they wait for their photo to be taken.

TIGHTS: Tights must be the proper color Capezio tights.

















- For some classes Recital Tight color differ from their weekly class tights. Please be sure to review tight color and visit Encore Dancewear for proper required tights.
- If you have multiple dances that require different tight colors,
- dancers should layer their tights for simple costume changes. Caramel tights go on first and the pink will go right over top. Caramel tights should be treated like your skin and stay on.

Saturday May 17, 2025




Sunday May 18, 2025

See next pages for schedule. We are unable to re-take group pictures once the picture time has passed. Group photos will be taken in order in accordance to the picture day schedule. Please arrive on-time ready to go!

SATURDAY MAY 17, 2025














Drop Off Time	Group #	Picture Group Name (Age 8 – 10) <i>Lyrical, Irish, Hip-Hop, Ballet</i>	Costume	Tights Color	Pick Up Time
4:00	1	When You Believe	 6	Capezio Caramel Transition Folded-Up	4:30
	2	Lord of the Dance	 7	Capezio Caramel	
	3	What Time is It	 8	Capezio Caramel	
	4	New Moon	 6	Capezio Ballet Pink (layer over caramel if you take other classes)	
Drop Off Time	Group #	Picture Group Name (Age 8 – 10 cont.) <i>Acro, Jazz, Theatre, Tap</i>	Costume	Tights Color	Pick Up Time
4:30	5	Hot Wings	 10	Capezio Caramel Transition Folded-Up	5:15
	6	Good Time	 5	Capezio Caramel	
	7	Hot Chocolate	 9	Capezio Caramel	
	8	Diamonds in the Sun	 5	Capezio Caramel	
Drop Off Time	Group #	Picture Group Name (Ages 10 – 13) <i>Lyrical, Contemp, Acro, Ballet</i>	Costume	Tights Color	Pick Up Time
5:15	9	Standy By Me	 16	Capezio Caramel Transition Folded-Up	6:15
	10	Skyfall	 14	Capezio Caramel Transition Folded-Up	
	11	Crusin' for a Brusin'	 10	Capezio Caramel Transition Folded-Up	
	12	Dancing Queen	 10	Capezio Caramel Transition Folded-Up	
	13	Love Letters	 8	Capezio Ballet Pink (layer over caramel if you take other classes)	
	14	Flowers	 6	Capezio Ballet Pink (layer over caramel if you take other classes)	















SATURDAY MAY 17, 2025 – CONTINUED

Drop Off Time	Group #	Picture Group Name (Age 10 – 13) <i>Tap, Hip-Hop, Jazz, Irish, Theatre</i>	Costume	Tights Color	Pick Up Time
6:15	14	I Will Survive	 8	Capezio Caramel	7:15
	15	Basketball	 13	Capezio Caramel	
	16	That's My Girl	 10	Capezio Caramel	
	17	C'est La Vie	 6	Capezio Caramel	
	18	The Wizard of Oz	 16	Capezio Caramel	

SUNDAY MAY 18, 2025










Drop Off Time	Group #	Picture Group Name (Age 2 – 3 & 3 – 5)	Costume	Tights Color	Pick Up Time
10:00	19	L-O-V-E	 8	Capezio Ballet Pink	10:30
	20	Under the Sea	 4	Capezio Caramel	
Drop Off Time	Group #	Picture Group Name (Age 3- 4 & 4 - 5)	Costume	Tights Color	Pick Up Time
10:30	21	I'm Cute	 12	Capezio Caramel	11:00
	22	Feeling Good	 11	Capezio Caramel	
Drop Off Time	Group #	Picture Group Name (Kindergarten)	Costume	Tights Color	Pick Up Time
11:00	23	Rockin' Robin	 8	Capezio Caramel	12:00
	24	Rock Around the Clock	 9	Capezio Caramel	
	25	Wonderful Life <i>same dancers as Rockin Robin</i>	 8	Capezio Caramel	
	26	I Am Moana <i>same dancers as Rock Around the Clock</i>	 9	Capezio Caramel	

Drop Off Time	Group #	Picture Group Name (Age 6 – 8)	Costume	Tights Color	Pick Up Time
12:00	27	Sea Cruise	 10	Capezio Caramel	1:15
	28	Pom Poms	 6	Capezio Caramel	
	29	Best of Both Worlds	 8	Capezio Caramel	
	30	I Don't Dance	 12	Capezio Caramel Transition Folded-Up	
	31	You Say	 5	Capezio Ballet Pink (layer over caramel if you take other classes)	
	32	Secrets	 9	Capezio Ballet Pink (layer over caramel if you take other classes)	
STAFF LUNCH					
Drop Off Time	Group #	Picture Group Name (Age 13 & up)	Costume	Tights Color	Pick Up Time
PLEASE NOTE FOR ALL THE GROUPS LISTED BELOW We will NOT automatically take individual photos in each of the following costumes. After taking the group photo, we will ask who is looking to take individuals. If you desire for your dancer to get individual photos taken, please discuss this with them and which (or all) costumes they desire to be individually photographed in.					
2:15	33	*The Greatest*	 17	Capezio Caramel Transition Folded-Up	3:15
	34	*Boogie Wonderland*	 9	Capezio Caramel	
	35	*THINK*	 7	Capezio Caramel	
	36	*Silver Springs*	 7	Capezio Caramel Transition Folded-Up	
	37	*Attention*	 11	Capezio Caramel	
	38	*Beautiful Things*	 10	Capezio Ballet Pink (layer over caramel tights)	
	39	*Shantie Rock*	 4	Capezio Black (layer over caramel tights)	

Drop Off Time	Group #	Picture Group Name	Costume	Tights Color	Pick Up Time	
PLEASE NOTE FOR ALL THE GROUPS LISTED BELOW We will NOT automatically take individual photos in each of the following costumes. After taking the group photo, we will ask who is looking to take individuals. If you desire for your dancer to get individual photos taken, please discuss this with them and which (or all) costumes they desire to be individually photographed in.						
3:15	40	*Turn to Stone*	 16	Capezio Caramel Transition Folded-up	4:00	
	41	*Northern Attitude*	 13	Capezio Caramel Transition Folded-up		
	42	*The Greatest Showman*	 13	Capezio Caramel		
	43	*Expresso*	 15	Capezio Ballet Pink (layer over caramel)		
	44	*Thunder*	 12	Capezio Ballet Pink (layer over caramel)		
Drop Off Time	Group #	Picture Group Name Team	Costume	Tights Color	Pick Up Time	
4:00	45	Parade of the Wooden Soldiers	 12	Capezio Ballet Pink (layer over caramel)	5:00	
	46	Defying Gravity	 5	Capezio Ballet Pink (layer over caramel)		
	47	Cannon in D	 9	Capezio Ballet Pink (layer over caramel)		
	48	Mombasa	 9	Capezio Caramel Transition Folded-up		
	PLEASE NOTE FOR ALL THE GROUPS LISTED BELOW We will NOT automatically take individual photos in each of the following costumes. After taking the group photo, we will ask who is looking to take individuals. If you desire for your dancer to get individual photos taken, please discuss this with them and which (or all) costumes they desire to be individually photographed in.					
	49	*Another Day in the Sun*	 5	Capezio Caramel		
	50	*Americano*	 12	Capezio Caramel		
	51	*The Rose*	 17	Capezio Caramel		
	52	*Hey Pachucco!*	 5	Capezio Caramel		
	53	*More*	 12	Capezio Caramel		

PLEASE NOTE FOR ALL THE GROUPS LISTED BELOW

We will NOT automatically take individual photos in each of the following costumes. After taking the group photo, we will ask who is looking to take individuals. If you desire for your dancer to get individual photos taken, please discuss this with them and which (or all) costumes they desire to be individually photographed in.

Drop Off Time	Group #	Picture Group Name Team	Costume	Tights Color	Pick Up Time
5:15	54	*Dancin' Fool*	 25	Capezio Caramel	5:45
	55	*ALL TEAM DANCERS PHOTO*	Pink – “Hey Pachucco!”  Purple - “Dancin Fool”  Magenta – “Dancin’ Fool”  30	Capezio Caramel	
	56	*ALL Solo / Duet Group Photo* Followed by optional individuals	MIXED COSTUMES	Varies	
5:45	57	*Mission Impossible*	 13	Capezio Caramel	6:30
	58	*Can't Hold Us*	 13	Capezio Caramel	
	59	*Jet Set*	 5	Capezio Caramel	
	60	*The Cave*	In the Color STONE  13	Capezio Caramel Footless or Transition Folded for picture day	
	61	*One Moment in Time*	 8	Capezio Caramel Footless or Transition Folded for picture day	