



Eastside Dance Company
2026 Recital Packet

Dress Rehearsal and Recital are very special days for dancers! This is when dancers get to take the stage, perform for their loved ones, and create memories that will last a lifetime!

We are so proud of our Eastside dancers and look forward to sharing this special part of the dance season with you!

Thank you, Eastside families, for your love, your support, and your enthusiasm as our dancers take to the stage for our 2026 Recital

It's going to be
“ONE Singular Sensational Recital”

EVERYTHING you need to know
for our **2026 Dress Rehearsal**
& **Recital** can be found in
your recital packet.

Location

Jackson Memorial High School
Fine Arts Center
101 Don Connor Blvd
Jackson, NJ 08527

This packet is full of LOTS of information and EVERYTHING you need to know as we enter Recital. Please take the time to read it in its entirety.

The following pages will cover:

- Ticket Sales
- Preparing for Performance Day
- Recital Make-up Details
- Earrings, Shoes, Tights, Undergarments, Costumes, & Hair
- Finale Information
- Optional Items for Purchase
 - Recital Recordings
 - Recital Day Gifts
- Dress Rehearsal & Recital Schedule Overview
- Dress Rehearsal Information
- Recital Day Information
 - Mom Pass Information
 - Auditorium Reminders
 - Reminders for Dancers
- Class List Master Schedule: Find each one of your child/children's classes to see:
 - Tights, make-up, and hair requirements
 - Quick Reference to
 - Which Dress Rehearsal their class(es) attends
 - Which Recital their class(es) perform in
- Full Show(s) Order

Ticket Sales

All tickets will be sold online through TutuTix.

You can purchase as many tickets as you need for recital from the convenience of your own personal computer, smart phone, or by phone.

Recital is reserved seating and tickets are sold on a first come, first served basis, so order early to have your choice of seats. There is no limit on how many tickets you can purchase.

Tickets will go on sale

Sunday May 3, 2026

12:30



SCAN ME

At that time, you can purchase tickets using any of the following methods:

- **Scan the QR Code**
- **Visit our special TutuTix page:** buy.tututix.com/EastsideDanceCompany
- **Call TutuTix at 855-222-2TIX (855-222-2849)**

NO PASSWORD NEEDED: If you see a message asking you to enter a password when trying to purchase tickets, don't panic! This simply means you are a little early. When ticket sales officially open, no password will be required. If you are being asked to enter a password, please double-check that you have the correct ticket sales time and refresh your browser once sales begin. If you experience any issues with purchasing tickets, please contact TutuTix directly for assistance, as the Eastside office cannot assist with ticket purchases.

Ticket Purchasing Guidelines and Policies

- Ensure you are purchasing tickets for the correct show in which your dancer is performing.
- Seating for the recital is assigned and reserved.
- All attendees will require a ticket; the only exception is for children 2 and under who are seated on a parent's lap.
- There are no refunds on tickets.
- Tickets are available online only.
- Ticket prices increase by \$5 when purchased on the day of the show. We encourage you to purchase tickets in advance to save!

Ticket Tiers / Pricing

- **Tier I Tickets**
 - These are seats located in the first 6 rows priced at \$30 per seat.
- **Tier II Tickets**
 - All other seats in the auditorium seats priced at \$26 per seat.

Processing fees and taxes will be added to the ticket price during checkout.

**All ticketing questions will go directly to
TutuTix at 855-222-2TIX (2849).**

Packing for Performance Day

You can never be too prepared for a performance.
Use this as a guide ensure you have all things needed for your big day!

Costumes & Accessories

- All Costumes (steamed and wrinkle free)
Do **NOT iron costumes**
- Accessories (if applicable)
For example: Hair accessories or shoe bows
- Two pairs of new/unused tights
a spare pair is important in case one gets a run
- Dance shoes
- Recital Earrings
- Finale Accessories (Kindergarten & Older)
- Costume Cover-up

Button down shirt, a robe, or oversized shirt that can go on and off without messing up your beautiful hair and make-up.



Interested in a rolling garment bag!
Visit Encore Dancewear to see what they have in stock!



Makeup Items

- Foundation/Concealer
- Blush
- Eye Shadow
- Eyeliner
- Mascara
- Lipstick
- Tissue, Q-tips, Cotton Balls, & Makeup Remover



Hair Items

- Brush & Comb
- Hair Ties
- Bobby & Hair Pins
color to match your hair
- Hairspray & Hair gel



Helpful Extras

- Band Aids
- Safety Pins / Sewing Kit
- Nail Polish Remover
- Water





RECITAL MAKE-UP

MAKE-UP: Creative Movement & Combo Classes (Ages 2 – Kindergarten)

All dancers need stage makeup to keep the stage lights from washing them out and making their features hard to see from stage. For our younger dancers, this can be a light application, we just ask that you follow the color scheme laid out on the information by class chart at the end of this packet.


Dancers should have:

- Foundation (optional)
- Eye shadow (color noted in chart)
- Lipstick (color noted in chart)
- Be sure to add a blush to their cheeks and a little mascara on their lashes.

MAKE-UP: AGES 6 & UP

Dancers should have:

- Foundation
- Blush
- Eye shadow (Mauve/Lavender palette – see below)
- Eye liner (top lid)
- Mascara
- Lipstick (Blushing Berry)



- Any brand mauve / lavender pallet with three shades will do.
- Don't forget to use eyeliner and mascara.
- Be sure to add blush to your cheeks.
- Lipstick to your lips . . . AND SMILE!

Berry Lips: Suggested Berry lip color is L'OREAL "590 Blushing Berry"



EARRINGS, SHOES, TIGHTS, UNDERGARMENTS, COSTUMES & HAIR

RECITAL EARRINGS

Kindergarten and Older: All dancers in kindergarten and older will need to purchase recital earrings. We offer both clip-on and pierced. You can send your dancer to the studio with \$15.00, or you may wait until all students are settled in class to visit our office staff and purchase them.

Younger Students: Earrings are encouraged but optional for younger students.



SHOES, TIGHTS, & UNDERGARMENTS

Shoes: Dance shoes should fit like a glove but sometimes little ones do outgrow their shoes and sometimes older dancers wear out their shoes. If your dancer needs new shoes, please visit Encore and purchase new shoes now allowing your dancer a few classes to dance in and “break them in” before recital.



Tights & Undergarments

- All tights must be Capezio brand in the specified color on the class information chart.
- Be sure tights are brand new (after washing the color changes / fades).
- Be sure to pack an extra pair of new tights as a spare in case you get a run or a rip.

Visit Encore with your recital packet to purchase your Capezio tights.

Tights are dancers’ underwear. Regular underwear should **NOT** be worn under.



Older Dancers Undergarments

For our older dancers who need an additional layer of protection or bra support and coverage, please visit Encore to purchase dance approved nude undergarments. Be sure the undergarment you choose will not show.

It should be hidden under your costume. Feel free to bring your costume with you to Encore and try it on to ensure the undergarment is not showing.



COSTUMES

Adjustments: Costumes are not custom made to fit each dancer. Some costumes may need straps tightened, a tack to tighten a loose area, and those with pants often need pants hemmed to the dancer’s height.

From the Bottom: Always pull costumes up from the bottom (not from the straps). Pulling the straps can cause costumes to rip. Once the costume is on, pull the bottom of the costume upwards to fit snug like a bathing suit.

Over the Hips: Costumes will sometimes feel snug getting over the hips. This does not mean it is too small as certain parts of costumes or certain material do not have give or stretch. Take your time getting them over the hips and adjust once they are on to get leotard portion in place. Costumes that have a fully sequined bodices will be extra tight to pull up as they do not have the same stretch and elasticity.

Choker Neckline Costumes: For those dancer’s whose costumes are Choker Neckline it is going to be snug around neck as the name suggests, it is a “choker” :-). For those style costumes dancers can keep the snaps undone until it is time to go backstage if they feel more comfortable.

Please try your costumes on your dancer at home to assess if you need to make any adjustments.

HAIR

For hair specifications see “Recital Information by Class” chart at the end of this packet.

- Classes Age 2-3, Age 3 – 4, Age 4 – 5 hair style vary by class.
- Kindergarten and older ALL wear center part low donut buns.

For those classes wearing High No Part Donut Bun


High Bun is **NOT** on the top of your head.
When you are looking straight in the mirror
you would only see the top of your bun.



NEW

Kindergarten & Older CENTER PART LOW DONUT BUN

Hair should be parted in the center with a low donut
bun. The bun should sit at the nape of the neck
(where the hairline meets the neck).



Donut buns can be purchased from a variety of places. If you would like to purchase a donut bun from the studio, send your dancer to the studio with \$8.00 or you the parent can wait until all students settled in class to see our office staff to purchase.



For those classes who have hair accessories: If your dancer’s costume included a hair accessory, the general rule is that the accessory will go on the right side of the dancer’s bun (angled towards the front). If there is a class that deviated from this, we will let you know (and some have notes listed in the chart at the end of the packet). When in doubt, put hair accessories on the right side **of the dancer’s bun** and if needed it can be adjusted when dancers are together.

APPROXIMATE DONUT SIZE

If your dancer has VERY thick hair you can always use a size smaller bun to avoid their bun being overwhelmingly large.

CLASS AGE UNDER 10

CLASSES AGE 10 & UP



2026 Finale Information

At the end of each show students will participate in one of our end of show finales.

Students Classes

Age 2-3, Age 3-4, Age 4- 5

- What a Wonderful World



- Keep the Beat



- One to a Million



- Together in This



- Good Vibrations



Will all participate in the

“Goodbye Song”

For this final dance students will remain dressed in their Recital Costumes and wear ballet shoes.

Students Kindergarten and Older

All Kindergarten and older students will participate in our *A Chorus Line* themed finale.

Students will need

- **Recital Finale Accessories** (from Eastside)
 - Gold Glitter Hat
 - Gold Sequins Bow Tie



**Bow Tie will be given to dancers in advance.

**Top Hat will be distributed backstage.

- **Black Dance Shorts**



- **2026 Recital T-shirt OR solid BLACK T-shirt**



- **Jazz, Ballet, Hip-Hop Shoes or Clean Sneakers**



Finale Accessory Package (Hat & Bowtie) are provided by Eastside. All other finale needs will be provided by you. If you purchased a recital t-shirt it will be distributed by the end of May.

Recital T-Shirts

Recital T-shirts are worn by dancers' kindergarten and older for finale and also are a memorable keepsake for your dancer!

Once online ordering has closed, we will have a limited number of extra T-shirts available for sale at the studio once distribution begins. These will be sold on a first-come, first-served basis and only in the available sizes we have left.

RECITAL RECORDING & RECITAL DAY GIFTS

Recital Recording

ALL families will receive a link to the digital download of our recital sent to the e-mail address on file. This will take place in July. These files will need to be downloaded and saved to your device, usb, or external storage for your future viewing. Link sent by videographer will expire.



If you desire to purchase a USB with the Recital recording pre-loaded as a forever keepsake you can do so through your online account.

Recital Recording USB's are \$20.00 each

To purchase a USB Recital Recording.

1. Log into your Eastside Online Account
2. Click "Enroll in a class"
3. Select "Recital Recording"
4. Complete payment information and check out



USB Orders must be placed by June 15th through your online account.



Recital Day Flowers and Gifts

On recital day, you will be able to visit our merchandise table featuring special gifts and flowers available for purchase to give to your dancer as a congratulations on a job well done!

All items are sold on a first come basis. Be sure to stop by and pickup something special to congratulate your dancer on their wonderful performance.



2026 Dress Rehearsal & Recital

Schedule Overview

Dress Rehearsal will take place over two days and recital will be one day with two shows.

Both dress rehearsal and recital will take place at

Jackson Memorial High School

Fine Arts Center

101 Don Connor Blvd

Jackson, NJ 08527



Dress Rehearsal			
Monday June 1, 2026		Tuesday June 2, 2026	
SEE NEXT PAGES FOR DETAILS		SEE NEXT PAGES FOR DETAILS	
<u>Arrival Time</u> 5:00	<ul style="list-style-type: none"> • Creative Movement (Age 2-3) • Combo Classes (Age 3 - 5) 	<u>Arrival Time</u> 5:00	ACT III
<u>Arrival Time</u> 5:20	<ul style="list-style-type: none"> • Kindergarten Combo & Daddy Daughter • Classes Age 6 – 8 	<u>Arrival Time</u> 6:20	ACT IV
<u>Arrival Time</u> 6:00	<ul style="list-style-type: none"> • Team Dancers - Opening Number 		

Recital Day	
Saturday June 6, 2026	
SHOW ONE	SHOW TWO
<i>Day Show - 12:30p.m.</i>	<i>Night Show – 5:00p.m.</i>
<ul style="list-style-type: none"> • Creative Movement (Age 2-3) • Combo Classes (Age 3 - 5) • Kindergarten Combo & Daddy Daughter • Classes Age 6 – 8 • Team Dancers - Opening Number 	All Classes Ages 8 & up (& Team Dancers)

2026 Dress Rehearsal

INFORMATION

Jackson Memorial High School
101 Don Connor Boulevard, Jackson, NJ 08527

What is Dress Rehearsal?

Dress Rehearsal is a practice run-through for the big show!

Dress Rehearsal takes place at the Recital venue and is done in full costume, hair, and make-up.

Each class will take the stage to practice their dance(s), getting a feel for the stage and helping get out some recital jitters. Dress rehearsal also allows you to ensure you have all the things you need for recital day. Don't stress if something goes different than planned, that is why we have dress rehearsal!



Dress rehearsal is also an important step in preparing the theatre for Recital. The studio director and staff work hand-in-hand with the theatre staff ensuring lighting, sound, transition of dancers, and all of the many behind the scene details that go into putting on a show are in place! For this reason, we ask that the auditorium remains quiet and calm throughout rehearsal.

Who is permitted to Attend Rehearsal?

Only ONE female per family is permitted in the auditorium at Dress Rehearsal.

No siblings, infants, friends, grandmas, aunts, neighbors, cousins, pets, or anyone aside from **one** female guardian and the performing dancer(s) are permitted at dress rehearsal. Any additional guests will be asked to stay outside the auditorium. If you bring younger children or additional guest, they will be asked to wait in the lobby. The only exception to this is siblings who are part of dress rehearsal later in the evening.

We have a wonderful show scheduled in which you can bring anyone you choose to purchase tickets for. Please respect this policy and do not put us in a difficult position by bringing additional people with you. We thank you in advance for abiding by this policy.

The one female guardian is **not required to stay** for the duration of rehearsal. You are welcome to carpool or have your dancer attend with another dance parent. Due to the magnitude of our dress rehearsal, we do ask that if you are not attending rehearsal with your dancer that you designate another dance mom attending to be a set of eyes on your dancer(s) for the duration of the rehearsal time.

Bring a camera / recording device to Dress Rehearsal.

This is where you get to take your own photos and videos so definitely take advantage of that.

CREATIVE MOVEMENT & COMBO CLASS AGE 3 - 5

DRESS REHEARSAL INFORMATION

Monday June 1, 2026

5:00p.m. – 5:30p.m.

*Doors will open at 4:45p.m.
Rehearsal end time is an estimate.*

For many of you this will be your very first Eastside Dance Company Dress Rehearsal! Dress Rehearsal should be a stress free, enjoyable event for dancers and parents. We ask that you help keep it this way by having your child remain seated in their designated area and abiding by all rehearsal guidelines.

Taking the stage in a big theatre is extra exciting for our little ones. Some of our tiny dancers may put on “their own show” or decide they prefer to watch the audience or classmates instead. These are often the most memorable moments and part of the joy of a live performance. Some parents feel may embarrassed by this, but we want to tell you, **“It is Okay!”** We encourage you to embrace these moments of kids being kids, let yourself laugh at the cuteness, as these will be the best memories when your dancers are grown rocking the dance floor!

Remember, Recital is just one day of their dance journey and the act of getting on stage alone is a big accomplishment for these tiny dancers. The best part is watching them grow each and every year becoming more comfortable and confident on stage as they continue to bloom into dancers.

DRESS REHEARSAL PROCESS FOR CLASSES AGES 2 – 4






Students are to arrive dressed in their first costume with hair and make-up done ready to take the stage. Our age 2 - 4 dancers will enter the auditorium with their **one** female guardian and find the row marked with their recital dance name. Please get their dance shoes on right away so they are ready when we call them backstage.

Only **ONE** female guardian is permitted in the auditorium with the dancer, no siblings, friends, or additional family members are permitted in the auditorium.

Rehearsal will start promptly at 5:00 (doors open at 4:45). At 5:00 staff will line classes up to go backstage. We will begin with “The Goodbye Song” which is our pre-school finale and then go directly into their class dances. Once their dance is complete dancers will be walked back to the auditorium and are released to you, the guardian, at which time you are permitted to leave.

When your dancer is on stage, we welcome you to go to the center section of the auditorium and record your dancer. (Video and photography is permitted at dress rehearsal only)

DRESS REHEARSAL ORDER

The Goodbye Song <i>(All classes age 2 – 4)</i>	All classes below	ACT II # 16
What a Wonderful World <i>(Tues & Sat Age 2 – 3) BALLET</i>	 13	ACT I # 11
Together in This <i>(Saturday Age 3-4 Combo) BALLET</i>	 13	ACT I # 3
A Million to One <i>(Wednesday Age 3-5 Combo) BALLET</i>	 10	ACT I # 13
Good Vibrations <i>(Saturday Age 4 – 5 Combo) TAP</i>	 12	ACT II # 2
Keep the Beat <i>(Tuesday Age 3 – 5 Combo) BALLET</i>	 5	ACT II # 12

KINDERGARTEN COMBO & CLASSES AGE 6 – 8

DRESS REHEARSAL INFORMATION

Monday June 1, 2026

5:20 – 6:30p.m.

Rehearsal end time is an estimate.

STUDENTS ARE TO ARRIVE DRESSED IN THEIR FIRST COSTUME WITH HAIR AND MAKE-UP DONE READY TO TAKE THE STAGE.

Dress Rehearsal Process for Kindergarten Combo & Classes Age 6 – 8

Arrival

- Dancers will enter the auditorium with their **one** female guardian and ALL COSTUMES in hand.
- Please enter quietly as our youngest dancers rehearsal will be in session.
- Students should put on their dance shoes for their first dance, SIT quietly, and wait to be called backstage.

Rehearsal Time

- Dancers will be called backstage by age group when we are ready for them backstage.
- When called backstage, dancers should be in their first costume (including shoes) and have all additional costumes in their labeled garment bag with their dance shoes in the bottom of the garment bag. (NO dance bags or extra items should be brought backstage with dancers).
- Dancers will remain backstage until their rehearsal section is over.

Guardian: One female guardian opting to stay for rehearsal will remain in the auditorium and is welcome to sit in the center section. We ask that you leave the first five rows empty as this will be our videotaping section. When your dancer is on stage, we welcome you to go to the front center section to record. Video and photography is permitted at dress rehearsal only.

“Daddy Daughter Dance” Dad / Special Someone: Men are not permitted in the auditorium for rehearsal. You are welcome to wait in the lobby until it is your time to come backstage. *(see next page schedule for details)*

BE SURE EVERYTHING IS LABELED. THE ONLY WAY WE CAN FIND IT’S OWNER IS IF YOU LABEL IT.

Dismissal

- **Kindergarten Combo:** Once kindergarten Combo dances are complete dancers will return to the auditorium with their belonging where parents will regroup with their dancer and their rehearsal is complete. Remember to stay quiet as rehearsal will still be in progress for other classes.
- **Age 6 – 8 Dancers:** After our 6 – 8 age group rehearsal is complete; dancers will collect all their belongings and line up down the hallway (to the left of the stage). Guardian you will walk out of the auditorium and go left. At this time parents will line up waiting for our dancers to come out for dismissal. Please be patient with this process as there are lots of dancers and items to collect. Thank you in advance for your patience as you wait for your dancer(s).





Dress Rehearsal should be a stress free, enjoyable event for dancers, parents, and staff. We ask that you help keep it this way by having your child remain seated and quiet when in the auditorium and abide by all rehearsal guidelines. Eastside has developed wonderful reputation with the schools for being organized, clean, kind, and well run and this is thanks to our families and studio staff. Please help us keep this reputation and be sure to be KIND to all and keep the school CLEAN!

SEE BACK/NEXT PAGE FOR SCHEDULE

KINDERGARTEN COMBO & AGE 6 – 8 (continued)

REHEARSAL ORDER

Kindergarten Combo

Dancing in the Street (<i>Tap</i>)	 9	Act I # 4
Dreams That Soar (<i>Ballet</i>)	 12	Act I # 6
Start a Wave (<i>Ballet</i>) <i>Same Dancers at Dancing in the Street</i>	 9	Act II # 10
Better Together (<i>Tap</i>) <i>Same Dancers as Dreams That Soar</i>	 12	Act II # 8
Daddy Daughter “Forever Now” <i>For Rehearsal, Dad’s will meet backstage at 5:50p.m.</i>	NOT in costume dancers will remain in last class costume	Act II # 1







Kindergarten Combo Dancers & Age 6 – 8 – FINALE

“ONE Singular Sensation” Finale (NOT in costume and NO prop) - Act II # 17

- Kindergarten dancers will remain in their last class costume.
- Age 6 – 8 dancers will be dressed in their first costume listed below

AFTER FINALE RUN-THROUGH KINDERGARTEN DANCERS WILL BE BROUGHT BACK TO THE AUDITORIUM AND ARE DISMISSED.

Age 6 – 8

Every Girl’s a Superstar (<i>Tuesday Age 6 – 8 Jazz</i>)	 15	Act I # 2
Boogie Shoes (<i>Monday Age 6 – 8 Jazz</i>)	 9	Act I # 7
Hooked on a Feeling (<i>Wednesday Age 6 – 8 Acro</i>)	 15	Act I # 12
Ordinary (<i>Tuesday Age 6 – 8 Ballet</i>)	 14	Act II # 3
Paper Birds (<i>Wednesday 6 – 8 Ballet</i>)	 9	Act II # 5
Jailhouse Rock (<i>Monday Age 6 – 8 Tap</i>)	 13	Act II # 11

AFTER ALL 6 – 8 CLASS TAKES THE STAGE DANCERS WILL COLLECT ALL COSTUMES AND BE DISMISSED OUTSIDE OF THE AUDITORIUM.

Team Dancers - Opening Number Rehearsal (Act I # 1 & Act III # 1)

Monday June 1, 2026

6:00 – 8:30

Team Dancers will do the finale with our younger students and then stretch and prepare for Opening Number Rehearsal. Upon arrival Team dancers will preset all opening number costumes and warm-up while our younger dancers are finishing up their rehearsal. Teens will also help maintain order backstage guiding our younger / new team dancers on what to do to prepare to take the stage. When it is time for Opening Number Rehearsal to begin, all will be asked to leave the auditorium.

Opening Number Rehearsal is a **CLOSED** Rehearsal for dancers only. Feel free to carpool as parents will not be permitted in this closed rehearsal.

COMPLETE SHOW 2 RUN-THROUGH

CLASSES AGE 8 & UP

DRESS REHEARSAL INFORMATION

Tuesday June 2, 2026

5:00p.m. – 8:30p.m.

Doors will open at 4:45p.m.

Rehearsal end time is an estimate.

STUDENTS ARE TO ARRIVE DRESSED IN THEIR FIRST COSTUME WITH HAIR AND MAKE-UP DONE READY TO TAKE THE STAGE.

Upon entering the high school:

- **Dancers:** With all costumes and dance shoes in hand, dancers will go to the right of the auditorium and **head backstage**. Please be sure everything is labeled and only bring what is necessary. Once backstage, they will be given an area to preset their costumes and get their dance shoes on. Dancers have practiced putting on their costumes in studio and will change on their own with the assistance of our Eastside staff.
- **Guardian:** If one female guardian is opting to stay for rehearsal they will head right into the auditorium and sit in the **center** section. We ask that you leave the first five rows empty as this will be our videotaping section. When your dancer is on stage, we welcome you to go to the front of the center section. Video and photography is permitted at dress rehearsal only.

Rehearsal Process

- Once all dancers have their shoes on and their costumes are pre-set backstage, dancers will be guided to the auditorium where they will sit in the designated area. Recital Moms, please help by assist in keeping dancers quiet while in the auditorium.
- Once it is time, dancers will be brought back stage to do their dance. If they have additional dances they will get changed into their next costume before heading back to the auditorium (those with many dances may not head back to the auditorium - unless time permits).
- After Act III is completed, all dancers will be brought back stage to practice the finale. Practicing the finale at this time allows dancers only in Act III to leave. Those in Act IV will leave after their last dance is done. (see more details in box on next page).
- Once dancers have completed all their dances, they will collect their things and head back to the auditorium. You the guardian can opt to allow your dancer to stay and watch some dances or at this time you welcome to take your dancer home as their rehearsal is complete.

Eastside has developed wonderful reputation with the schools for being organized, clean, kind, and well run and this is thanks to our families and studio staff. Please help us keep this reputation and be sure to be KIND to all and keep the school CLEAN!

SEE NEXT PAGE FOR SCHEDULE

Tuesday June 2, 2026

REHEARSAL ORDER (SHOW TWO)

5:00 p.m.

Doors will open at 4:45p.m.

ACT III	
1	Opening Number
2	Young & Beautiful
3	Hoedown Throwdown
4	Secrets
5	Colors of the Wind
6	Coppelia Valse
7	She's a Lady
8	You Belong With Me
9	Hope Ascending
10	I Just Wanna be Happy
11	Girls Just Wanna Have Fun
12	Alien Takeover
13	Jump Jive An' Wail
14	Warrior
15	Space Between
16	Boogie Fever
17	Fuego
18	End of Love
19	Forever Young
20	Here We Go

6:20p.m.

At this time all Show 2 students will line up backstage. Students should be lined up shortest to tallest. We will run the "ONE Singular Sensation" FINALE. (ACT IV # 22)

Finale Costume:

- For dress rehearsal dancers will NOT change into finale costume.
- Dancers will wear their next costume for ACT IV.
- If any dancer is done for the evening (meaning all their dances are in Act III) – they can remain in their last costume.
- A few announcements will be made and we will promptly pick back up with Act IV. Once we begin Act IV as dancers complete all of their dances they may leave with their guardian.

ACT IV	
1	I Hope I Get It
2	Unlike Me
3	Dancing in the Dark
4	End of Time
5	Turning Page
6	Dream State
7	Once Upon a December
8	Slip Into Spring
9	Luck Be a Lady
10	Fly to Your Heart
11	Puttin on the Ritz
12	Echoes of Ireland
13	Saint Honesty
14	Dynamite
15	Woman Up
16	How It Ends
17	I Want to be a Rockette
18	Rise Up
19	These Boots Are Made for Walkin
20	Tribe
21	Scatman

2026 RECITAL DAY INFORMATION

Saturday June 6, 2026

Jackson Memorial High School
101 Don Connor Blvd. Jackson, NJ 08527

<u>Show</u>	<u>Dancer Arrival Time</u>	<u>*Recital Mom Arrival Time*</u>
Show 1: Day Show 12:30p.m.	12:00noon	11:45a.m.
Show 2: Evening Show 5:00p.m.	4:30 P.M.	4:15 p.m.

Recital Mom's: Thank you for volunteering and being our extra set of eyes at Recital. You will receive more information on your role along with your Recital Mom pass in a few weeks.

Opening Number Dancers

TEAM DANCERS

Show 1: On stage ready to go at 11:30a.m.

Show 2: On stage ready to go at 4:15p.m.

ALL students must arrive with their hair and make-up done, ready to perform.

When you arrive, please follow signs to the dressing room.

DRESSING ROOM: For the safety of your children **only** moms/female guardians who have a wristband will be permitted in the dressing room area. There will be an Eastside representative stationed at the hallway that leads to the dressing room. In order to pass that area, the designated female will need to show their "Mom's Pass" wristband.

See next page for information on Mom's Pass Wristband.

“Mom’s Pass” Wristband

“Mom’s Pass” is a wristband that is provided to each family and is to be worn on recital day. This wristband will allow the mom/female guardian into the dressing room on Recital Day. Distribution of these wristbands will take place on Picture Day.

*Mom’s Pass is **NOT** a ticket and will **NOT** allow you into the auditorium.*

To enter the auditorium, you must have a ticket.

Anyone without a ticket will be asked to step out of line and purchase a ticket.

Although your mom’s pass wristband permits you to enter the dressing room at any point during the performance, our Recital is a performing arts show and we urge all audience members to refrain from exiting the auditorium during the show. This theatre etiquette is out of respect for not only the dancers but also all other audience members.

We walk through the process of changing costumes when costumes are distributed and recital moms who volunteer to be in the dressing room will help our younger dancers. All dancers who have costume changes and are able to change themselves and should do so with just a little assistance as possible aiming for them to be independent dancers by recital day!

One way to help your child feel confident with costume changes is to have your child assist in packing their own recital bag and have them practice their costume changes at home. This way your dancer knows where all their recital day belongings are. **Be sure to label ALL items with your dancer’s name.**

At the end of the show, the one guardian with the wristband will go back and get your dancer and their belongings from the dressing room.



Auditorium & Guest Reminders

In the Theatre: The school does not permit food or drinks in the auditorium.

Please let your guests know this in advance. We will have concessions.

Any concessions purchased will need to be consumed in the lobby.



Be in the moment: No flash photography permitted. Enjoy the opportunity to be in the moment viewing your dancer(s) live and in person. All families will receive digital download recording of Recital. A USB copy can be purchased through your online account. *If you choose to capture a quick photo or clip, please do so respectfully, with no flash, and keep it quick and phones low to avoid obstructing others.*



Be on Time: We aim to start each show one-time. Please encourage your guest to arrive a little early and take their seats before showtime!



REMINDERS

Costumes and Costume Preparation:

- Costumes are not custom made, please try your dancers costume on and make necessary adjustments.
- Remember when putting on costumes they should be pulled up from the waist / bottom half of the costume. Sometimes, getting the costumes over the hip, wrists or ankles is tricky if the fabric doesn't have a lot of stretch. Be patience and then adjust costume once it is up and on.
- STEAM COSTUMES - Use a handheld steamer or hang your costumes in the bathroom to let the steam help get any wrinkles or creases out. (NEVER use an iron on costumes).
- Pack Costumes in show order. Organizing costumes in show order helps dancers be more organized in the dressing room. Remember to pack your Finale Costume and Accessories (kindergarten and up).



Tights:

- For dancers who have to wear multiple color tights throughout the show DO NOT remove your caramel tights. Treat your Caramel Tights like your skin (meaning other tights (such as ballet pink) go on over top).
- Bring TWO pairs of the proper color Capezio Dance tights and correct dance shoes.
 - ✓ Once tights go through the wash, they start to fade so be sure you have **NEW** tights for Recital.
 - ✓ It is vital to have a spare pair just in case yours get a run.

Remember “No underwear under your tights, your tights are your underwear”:

- No underwear or bras under costumes.
- Encore Dancewear carries nude dancewear undergarments for our teen dancers who need them.

Additional Reminders

- Only Recital earrings are to be worn. No other jewelry.
- No color nail polish. Only clear, nude, or natural color on your nails. (This includes toes for those who dance barefoot.)
- Dancers must stay in dressing rooms for the duration of the show. No dancers are allowed in the auditorium during the show.
- Bring Water, Cover-up and something to sit on.
 - ✓ Water Only: No colored drinks – we don't want to ruin your pretty costume.
 - ✓ Bring a cover-up: Be sure it is buttons, zippers, or oversized so you don't mess your hair and make-up putting it on and off.
 - ✓ If you only have one or two dances, we welcome you to bring a blanket to sit on and something small some keep you occupied while you wait.



**Label, label, label ALL items (bags, clothing, costumes, shoes, water)
label EVERYTHING.**

If something goes different than planned. . .stay calm, don't stress, and we will do our best to take care of the rest! Remember to enjoy each and every moment as you have the opportunity to perform and share the joy of dance. We are so proud of YOU and can't wait to see you shine on stage.



Follow us on social media for Recital Tips & Reminders!

Don't forget to check-in and tag us on Recital Day!



Psalm 149:3

“Let them praise His name with dancing...”

Psalm 139:14

“I praise You because I am fearfully and wonderfully made.”

2026 RECITAL INFORMATION BY CLASS

STUDIO A

MONDAY	SONG	Tights	Eyes	Lips	Hair	Dress Rehearsal	Recital Day
5:20 – 6:10 Tap 6 – 8	Jailhouse Rock	Capezio Caramel	Mauve/Lavender	Berry	Center Part LOW Donut Bun	Monday June 1 st	Saturday 6/6 Show ONE Arrival: 12:00
6:10 – 7:00 Lyrical 8 - 10	Forever Young	Capezio Caramel Transition Folded-up off Feet	Mauve/Lavender	Berry	Center Part LOW Donut Bun	Tuesday June 2 nd	Saturday 6/6 Show TWO Arrival: 4:30
7:00 – 7:50 Lyrical 10 & up	Saint Honesty	Capezio Caramel Transition Folded-up off Feet	Mauve/Lavender	Berry	Center Part LOW Donut Bun	Tuesday June 2 nd	Saturday 6/6 Show TWO Arrival: 4:30
7:50 – 8:40 Ballet 10 & up	Dynamite	Capezio Ballet Pink <i>*if dancer has other classes pink should go over caramel*</i>	Mauve/Lavender	Berry	Center Part LOW Donut Bun	Tuesday June 2 nd	Saturday 6/6 Show TWO Arrival: 4:30
TUESDAY	SONG	Tights	Eyes	Lips	Hair	Dress Rehearsal	Recital Day
11:15 – 11:55 Creative Movement 2 – 3 (Ballet)	What a Wonderful World	Capezio Ballet Pink	Neutral with a hint of shimmer <i>Taupe, Beige, Champagne</i>	Light Pink	<i>High No Part Donut Bun If hair is too short simply put hair "All Up" At this age there is some flexibility – they are so little 😊 Bow in front of bun</i>	Monday June 1 st	Saturday 6/6 Show ONE Arrival: 12:00
12:00 – 12:50 Combo 3 - 5 (BALLET)	Keep the Beat	Capezio Ballet Pink	Neutral with a hint of shimmer <i>Taupe, Beige, Champagne</i>	Light Pink	High No Part Donut Bun	Monday June 1 st	Saturday 6/6 Show ONE Arrival: 12:00
4:20 – 5:10 Exp. Ballet 13 & Up	Young & Beautiful	Capezio Ballet Pink <i>*if dancer has other classes pink should go over caramel*</i>	Mauve/Lavender	Berry	Center Part LOW Donut Bun	Tuesday June 2 nd	Saturday 6/6 Show TWO Arrival: 4:30
5:10 – 6:00 Exp. Ballet 10-13	Once Upon a December	Capezio Ballet Pink <i>*if dancer has other classes pink should go over caramel*</i>	Mauve/Lavender	Berry	Center Part LOW Donut Bun	Tuesday June 2 nd	Saturday 6/6 Show TWO Arrival: 4:30
6:10 – 7:00 Contemporary 10 & up	Secrets	Capezio Caramel Transition Folded-up off Feet	Mauve/Lavender	Berry	Center Part LOW Donut Bun	Tuesday June 2 nd	Saturday 6/6 Show TWO Arrival: 4:30

7:00 – 7:50 Contemporary 13 & up	End of Love	Capezio Caramel Transition Folded-up off Feet	Mauve/Lavender	Berry	Center Part LOW Donut Bun	Tuesday June 2 nd	Saturday 6/6 Show TWO Arrival: 4:30
7:50 – 8:40 Contemporary 10-13	Rise Up	Capezio Caramel Transition Folded-up off Feet	Mauve/Lavender	Berry	Center Part LOW Donut Bun	Tuesday June 2 nd	Saturday 6/6 Show TWO Arrival: 4:30
WEDNESDAY	SONG	Tights	Eyes	Lips	Hair	Dress Rehearsal	Recital Day
4:20 – 5:10 Combo 3 - 5 (BALLET)	A Million to One	Capezio Ballet Pink	Neutral with a hint of shimmer <i>Taupe, Beige, Champagne</i>	Light Pink	High No Part Donut Bun	Monday June 1 st	Saturday 6/6 Show ONE Arrival: 12:00
5:20 – 6:10 Acro 10 & up	End of Time	Capezio Caramel Transition Folded-up off Feet	Mauve/Lavender	Berry	Center Part LOW Donut Bun	Tuesday June 2 nd	Saturday 6/6 Show TWO Arrival: 4:30
6:10 – 7:00 Acro 6-8	Hooked on a Feeling	Capezio Caramel Transition Folded-up off Feet	Mauve/Lavender	Berry	Center Part LOW Donut Bun	Monday June 1 st	Saturday 6/6 Show ONE Arrival: 12:00
7:00 – 7:50 Acro 8-10	Dancing in the Dark	Capezio Caramel Transition Folded-up off Feet	Mauve/Lavender	Berry	Center Part LOW Donut Bun	Tuesday June 2 nd	Saturday 6/6 Show TWO Arrival: 4:30
7:50 – 8:40 Acro 10 & up	Turning Page	Capezio Caramel Transition Folded-up off Feet	Mauve/Lavender	Berry	Center Part LOW Donut Bun	Tuesday June 2 nd	Saturday 6/6 Show TWO Arrival: 4:30
8:40 – 9:30 Exp. / Adv. Acro	Dream State	Capezio Caramel Transition Folded-up off Feet	Mauve/Lavender	Berry	Center Part LOW Donut Bun	Tuesday June 2 nd	Saturday 6/6 Show TWO Arrival: 4:30
THURSDAY	SONG	Tights	Eyes	Lips	Hair	Dress Rehearsal	Recital Day
5:10 - 6:00 Jazz Age 8 - 10	Boogie Fever	Capezio Caramel	Mauve/Lavender	Berry	Center Part LOW Donut Bun	Tuesday June 2 nd	Saturday 6/6 Show TWO Arrival: 4:30
6:00 – 6:50 Jazz 10 - 13	Girls Just Wanna Have Fun	Capezio Caramel	Mauve/Lavender	Berry	Center Part LOW Donut Bun	Tuesday June 2 nd	Saturday 6/6 Show TWO Arrival: 4:30
7:10 – 8:00 Jazz 13 & up	Woman Up	Capezio Caramel	Mauve/Lavender	Berry	Center Part LOW Donut Bun	Tuesday June 2 nd	Saturday 6/6 Show TWO Arrival: 4:30
8:00- 8:50 Theatre 10-13	I Hope I Get It	Capezio Caramel	Mauve/Lavender	Berry	Center Part LOW Donut Bun	Tuesday June 2 nd	Saturday 6/6 Show TWO Arrival: 4:30

SATURDAY	SONG	Tights	Eyes	Lips	Hair	Dress Rehearsal	Recital Day
9:30 – 10:20 Combo 3 - 4 (BALLET)	Together in This	Capezio Ballet Pink	Neutral with a hint of shimmer <i>Taupe, Beige, Champagne</i>	Light Pink	High No Part Donut Bun	Monday June 1 st	Saturday 6/6 Show ONE Arrival: 12:00
10:30 – 11:20 Combo 4 – 5 (TAP)	Good Vibrations	Capezio Caramel	Neutral with a hint of shimmer <i>Taupe, Beige, Champagne</i>	Light Pink	High No Part Donut Bun	Monday June 1 st	Saturday 6/6 Show ONE Arrival: 12:00
11:30 - 12:10 Creative Movement 2 – 3 (Ballet)	What a Wonderful World	Capezio Ballet Pink	Neutral with a hint of shimmer <i>Taupe, Beige, Champagne</i>	Light Pink	<i>High No Part Donut Bun If hair is too short simply put hair "All Up" At this age there is some flexibility – they are so little 😊</i> Bow in front of bun	Monday June 1 st	Saturday 6/6 Show ONE Arrival: 12:00

STUDIO B

MONDAY	SONG	Tights	Eyes	Lips	Hair	Dress Rehearsal	Recital Day
6:10 – 7:00 Jazz 6 – 8	Boogie Shoes	Capezio Caramel	Mauve/Lavender	Berry	Center Part LOW Donut Bun	Monday June 1 st	Saturday 6/6 Show ONE Arrival: 12:00
7:00 – 7:50 Ballet 8 - 10	Fly to Your Heart	Capezio Ballet Pink	Mauve/Lavender	Berry	Center Part LOW Donut Bun	Tuesday June 2 nd	Saturday 6/6 Show TWO Arrival: 4:30
TUESDAY	SONG	Tights	Eyes	Lips	Hair	Dress Rehearsal	Recital Day
4:20 – 5:10 Ballet 6 – 8	Ordinary	Capezio Ballet Pink	Mauve/Lavender	Berry	Center Part LOW Donut Bun	Monday June 1 st	Saturday 6/6 Show ONE Arrival: 12:00
5:10 – 6:00 Jazz 6 - 8	Every Girl's a Superstar	Capezio Caramel	Mauve/Lavender	Berry	Center Part LOW Donut Bun	Monday June 1 st	Saturday 6/6 Show ONE Arrival: 12:00
6:10 – 7:00 Hip-Hop 8 – 10	Hoedown Throwdown	Capezio Caramel	Mauve/Lavender	Berry	Center Part LOW Donut Bun	Tuesday June 2 nd	Saturday 6/6 Show TWO Arrival: 4:30
7:00 – 7:50 Hip-Hop 10 – 13	Fuego	Capezio Caramel	Mauve/Lavender	Berry	Center Part LOW Donut Bun	Tuesday June 2 nd	Saturday 6/6 Show TWO Arrival: 4:30

WEDNESDAY	SONG	Tights	Eyes	Lips	Hair	Dress Rehearsal	Recital Day
5:20 – 6:10 Ballet 6 – 8	Paper Birds	Capezio Ballet Pink	Mauve/Lavender	Berry	Center Part LOW Donut Bun	Monday June 1 st	Saturday 6/6 Show ONE Arrival: 12:00
6:10 – 7:00 Tap 13 & up	She’s a Lady	Capezio Caramel	Mauve/Lavender	Berry	Center Part LOW Donut Bun	Tuesday June 2 rd	Saturday 6/6 Show TWO Arrival: 4:30
7:00 – 7:50 Irish Hard shoe	Echoes of Ireland	Capezio Caramel	Mauve/Lavender	Berry	Center Part LOW Donut Bun	Tuesday June 2 rd	Saturday 6/6 Show TWO Arrival: 4:30
7:50 – 8:40 Irish 8-12	Slip Into Spring	Capezio Caramel	Mauve/Lavender	Berry	Center Part LOW Donut Bun	Tuesday June 2 rd	Saturday 6/6 Show TWO Arrival: 4:30
THURSDAY	SONG	Tights	Eyes	Lips	Hair	Dress Rehearsal	Recital Day
5:10 – 6:00 Tap 10 & up	Puttin on the Ritz	Capezio Caramel	Mauve/Lavender	Berry	Center Part LOW Donut Bun	Tuesday June 2 rd	Saturday 6/6 Show TWO Arrival: 4:30
6:00 – 6:50 Tap 8-10	I Just Wanna be Happy	Capezio Caramel	Mauve/Lavender	Berry	Center Part LOW Donut Bun	Tuesday June 2 rd	Saturday 6/6 Show TWO Arrival: 4:30
7:10 – 8:00 Theatre 8-10	I Want to be a Rockette	Capezio Caramel	Mauve/Lavender	Berry	Center Part LOW Donut Bun	Tuesday June 2 rd	Saturday 6/6 Show TWO Arrival: 4:30
SATURDAY	SONG	Tights	Eyes	Lips	Hair	Dress Rehearsal	Recital Day
9:30 – 10:20 Kindergarten Combo	Tap: Better Together Ballet: Dreams that Soar	Capezio Caramel	Mauve/Lavender	Berry	Center Part LOW Donut Bun	Monday June 1 st	Saturday 6/6 Show ONE Arrival: 12:00
10:30 – 11:20 Kindergarten Combo	Tap: Dancing in the Street Ballet: Start a Wave	Capezio Caramel	Mauve/Lavender	Berry	Center Part LOW Donut Bun *Tap Hair Bow centered in front of Bun*	Monday June 1 st	Saturday 6/6 Show ONE Arrival: 12:00
Daddy Daughter Dance “Forever Now” Dancers will wear: Their favorite fancy party dress (with shorts or leotard under). Capezio Caramel Tights & Ballet Shoes Dads/Special Someone will wear: black dress pants, dress shirt, and a tie that compliments the dancer's dress.						<u>Dress Rehearsal</u> Monday June 1st Dad’s will meet us backstage @ 5:50p.m.	<u>Recital Day - Show One</u> Dad’s will meet us backstage by the end of Intermission. They open ACT II.

STUDIO C

CLASS	SONG	Tights	Eyes	Lips	Hair	Dress Rehearsal	Recital Day
Monday 4:30 – 5:20 Pink & Purple Ballet	You Belong With Me	Capezio Ballet Pink	Mauve/Lavender	Berry	Center Part LOW Donut Bun	Tuesday June 2 nd	Saturday 6/6 Show ONE Arrival: 12:00 Saturday 6/6 Show TWO Arrival: 4:30
Monday 5:20 – 5:50 Demi-Pointe	Colors of the Wind	Capezio Ballet Pink	Mauve/Lavender	Berry	Center Part LOW Donut Bun	Tuesday June 2 nd	Saturday 6/6 Show TWO Arrival: 4:30
Monday 6:40 – 7:30 Team & Advanced Ballet	Hope Ascending	Capezio Ballet Pink	Mauve/Lavender	Berry	Center Part LOW Donut Bun	Tuesday June 2 nd	Saturday 6/6 Show ONE Arrival: 12:00
Tuesday 7:30 – 8:00 Demi-Pointe/ Pointe	Coppelia Valse						Saturday 6/6 Show TWO Arrival: 4:30
Monday 8:10 – 9:00 Lyrical 13 & up	Unlike Me	Capezio Caramel Transition Folded-up off Feet	Mauve/Lavender	Berry	Center Part LOW Donut Bun	Tuesday June 2 nd	Saturday 6/6 Show TWO Arrival: 4:30
Tuesday 8:00 – 8:50 Hip-Hop 13 & up	Ailen Takeover	Capezio Caramel	Mauve/Lavender	Berry	Center Part LOW Donut Bun	Tuesday June 2 nd	Saturday 6/6 Show TWO Arrival: 4:30
Wednesday 7:45 – 8:35 Contemporary 13 & Up	Space Between	Capezio Caramel Transition Folded-up off Feet	Mauve/Lavender	Berry	Center Part LOW Donut Bun	Tuesday June 2 nd	Saturday 6/6 Show TWO Arrival: 4:30
Thursday 6:10 – 7:00 Theatre 13 & up	Luck Be a Lady	Capezio Caramel	Mauve/Lavender	Berry	Center Part LOW Donut Bun	Tuesday June 2 nd	Saturday 6/6 Show TWO Arrival: 4:30

TEAM DANCERS SCHEDULE AT A GLANCE - All of our Team Dancers attend BOTH dress rehearsals and perform in BOTH shows. Team Dancers open each show with the opening number. *See above charts for Ballet class and other optional class info. (Additional groups perform in the Team Showcase)*

Monday June 1st 6:00 – 8:30p.m Dress Rehearsal Opening Number Rehearsal	Tuesday June 2nd 5:00 – 8:30p.m Dress Rehearsal Full Show 2 Run-through	Saturday June 6th ON STAGE READY for Show One at 11:30a.m.	Saturday June 6th ON STAGE READY for Show Two at 4:15p.m.
--	--	--	---

TEAM / CLASS	SONG	SHOW(S)	Tights	Eyes	Lips	Hair
Team Pink Tap & Jazz	Jump Jive An' Wail These Boots Were Made for Walkin	ONE & TWO	Capezio Caramel	Mauve/Lavender	Berry	Center Part LOW Donut Bun
Team Purple Tap & Jazz	Scatman Warrior	ONE & TWO	Capezio Caramel			
Team Magenta Tap & Jazz	Here We Go Tribe	ONE & TWO	Capezio Caramel			
Team Magenta Contemporary	How It Ends	ONE & TWO	Capezio Caramel Folded up off feet			

2026 RECITAL SHOW ORDER

12:30 SHOW				5:00 SHOW			
ACT I		ACT II		ACT III		ACT IV	
1	Opening Number	1	Forever Now (Daddy Daughter)	1	Opening Number	1	I Hope I Get It
2	Every Girl's a Superstar	2	Good Vibrations	2	Young & Beautiful	2	Unlike Me
3	Together in This	3	Ordinary	3	Hoedown Throwdown	3	Dancing in the Dark
4	Dancing in the Street	4	How It Ends	4	Secrets	4	End of Time
5	Hope Ascending	5	Paper Birds	5	Colors of the Wind	5	Turning Page
6	Dreams That Soar	6	You Belong With Me	6	Coppelia Valse	6	Dream State
7	Boogie Shoes	7	The Corner	7	She's a Lady	7	Once Upon a December
8	Jump Jive An' Wail	8	Better Together	8	You Belong With Me	8	Slip Into Spring
9	Coppelia Valse	9	You Raise Me Up	9	Hope Ascending	9	Luck Be a Lady
10	Warrior	10	Start a Wave	10	I Just Wanna be Happy	10	Fly to Your Heart
11	What a Wonderful World	11	Jailhouse Rock	11	Girls Just Wanna Have Fun	11	Puttin on the Ritz
12	Hooked on a Feeling	12	Keep the Beat	12	Alien Takeover	12	Echoes of Ireland
13	A Million to One	13	These Boots Are Made for Walkin	13	Jump Jive An' Wail	13	Saint Honesty
14	Here We Go	14	Tribe	14	Warrior	14	Dynamite
INTERMISSION 15 minutes		15	Scatman	15	Space Between	15	Woman Up
		16	The Goodbye Song (Age 2 – 4 Finale)	16	Boogie Fever	16	How It Ends
		17	“ONE Singular Sensation” FINALE	17	Fuego	17	I Want to be a Rockette
		INTERMISSION 15 minutes		18	End of Love	18	Rise Up
				19	Forever Young	19	These Boots Are Made for Walkin
20	Here We Go			20	Tribe		
INTERMISSION 15 minutes		INTERMISSION 15 minutes		21	Scatman	21	Scatman
				22	“ONE Singular Sensation” FINALE	22	“ONE Singular Sensation” FINALE