

A stylized illustration of a red and white striped circus tent with a red flag on top. The tent's interior is visible, showing a yellow and white striped border with ornate gold scrollwork. The text is centered within this frame.

Eastside Dance Company 2025 Recital Packet

Dress Rehearsal and Recital are very special days for dancers! This is when dancers get to take the stage, perform for their loved ones, and share a glimpse into the joy that dance brings. Most importantly, they create memories that will last a lifetime.

We are incredibly proud of our Eastside Dancers and are excited to celebrate with you! Thank you Eastside families, for your love, your support, and your enthusiasm as our dancers take to the stage. We can't wait to share the magic and excitement of this unforgettable journey. . .

THE GREATEST DANCE ADVENTURE!

**EVERYTHING you need to know
for our 2025 Dress Rehearsal
& Recital can be found in
your recital packet.**

This packet is full of LOTS of information and
EVERYTHING you need to know as we enter Recital.
Please take the time to read it in its entirety.

The following pages will cover:

- Ticket Sales
- Preparing for Performance Day
- Recital Make-up Details
- Earrings, Shoes, Tights, Undergarments, Costumes, & Hair
- Finale Information
- Optional Items for Purchase
 - Recital Recordings
 - Recital Day Gifts
- Dress Rehearsal & Recital Schedule Overview
- Dress Rehearsal Information
- Recital Day Information
 - Mom Pass Information
 - Auditorium Reminders
 - Reminders for Dancers
- Class List Master Schedule: Find each one of your child/children's classes to see:
 - Tights, make-up, and hair requirements
 - Quick Reference to
 - Which Dress Rehearsal their class(es) attends
 - Which Recital their class(es) perform in
- Full Show(s) Order

Ticket Sales

Tickets will be sold online via TutuTix.


You are able to purchase as many tickets as you need for your dancer's recital from the convenience of your own personal computer, smart phone or by phone.

Recital is reserved seating and tickets are sold on a first come, first served basis, so order early to have your choice of seats. There is no limit on how many tickets you can purchase.

Tickets will go on sale

Sunday May 4, 2025

12:30



SCAN ME

At that time, you can purchase tickets using any of the following methods:

- Scan the QR Code
- Visit our special TutuTix page: buy.tututix.com/EastsideDanceCompany
- Call TutuTix at 855-222-2TIX (855-222-2849)

NO PASSWORD NEEDED: If you're seeing an "enter password" message when trying to purchase tickets - don't panic! That just means you are a little early. When ticket go on sale, no password will be needed. If you are being asked to enter a password check that you have the correct ticket sales time and refresh your browser. Any issues call TuTuTix directly. The Eastside office can NOT assist with ticket purchasing.

Ticket Purchasing Guidelines and Policies

- Ensure you are purchasing tickets for the correct show in which your dancer is performing.
- Seating for the recital is assigned and reserved.
- All attendees will require a ticket; the only exception is for children 2 and under who are seated on a parent's lap.
- There are no refunds on tickets.
- Ticket prices increase by \$5 when purchased on the day of the show. We encourage you to purchase tickets in advance to save!

Ticket Tiers / Pricing

- Tier I Tickets
 - These are seats located in the first 6 rows priced at \$30 per seat.
- Tier II Tickets
 - All other seats in the auditorium seats priced at \$26 per seat.
- Processing fees and taxes will be added to the ticket price during checkout.

**All ticketing questions will go directly to
TutuTix at 855-222-2TIX (2849).**

Preparing for Performance Day

**You can never be too prepared for a performance.
Use this as a guide ensure you have all things needed for your big day!**

Costumes & Accessories

- All Costumes (steamed and wrinkle free)
Do **NOT iron costumes**
- Accessories (if applicable)
For example: Hair accessories or shoe bows
- Two pairs of new/unused tights
a spare pair is important in case one gets a run
- Dance shoes
- Recital Earrings
- Finale Accessories (Kindergarten & Older)
- Costume Cover-up

Button down shirt, a robe, or oversized shirt that can go on and off without messing up your beautiful hair and make-up.



Interested in a rolling garment bag!
Visit Encore Dancewear to see what they have in stock!



Makeup Items

- Foundation/Concealer
- Blush
- Eye Shadow
- Eyeliner
- Mascara
- Lipstick
- Tissue, Q-tips, Cotton Balls, & Makeup Remover



Hair Items

- Brush & Comb
- Hair Ties
- Bobby & Hair Pins
color to match your hair
- Hairspray & Hair gel



Helpful Extras

- Band Aids
- Safety Pins / Sewing Kit
- Nail Polish Remover
- Costume Cover-up
- Water



RECITAL MAKE-UP

MAKE-UP: Creative Movement & Combo Classes (Ages 2 – Kindergarten)

All dancers need stage makeup to keep the stage lights from washing them out and making their features hard to see from stage. For our younger dancers, this can be a light application, we just ask that you follow the color scheme laid out on the information by class chart at the end of this packet.

Dancers should have. . .

- Foundation (optional)
- Eye shadow (color noted in chart)
- Lipstick (color noted in chart)
- Be sure to add a blush to their cheeks and a little mascara on their lashes.

MAKE-UP: AGES 6 & UP

Dancers should have. . .

- Foundation
- Blush
- Eye shadow (Mauve / Lavender Pallet – see below)
- Eye liner (top lid)
- Mascara
- Lipstick (Blushing Berry)



- Any brand mauve / lavender pallet with three shades will do.
- Don't forget to use eyeliner and mascara.
- Be sure to add blush to your cheeks.
- Lipstick to your lips . . . AND SMILE!

Berry Lips: Our suggested Berry lip color is L'OREAL "590 Blushing Berry"



EARRINGS, SHOES, TIGHTS, UNDERGARMENTS, COSTUMES & HAIR

RECITAL EARRINGS

Kindergarten and Older: All dancers in kindergarten and older will need to purchase recital earrings. We offer both clip-on and pierced. You can send your dancer to the studio with \$15.00, or you may wait until all students are settled in class to visit our office staff and purchase them.

Younger Students: Earrings are encouraged but optional for younger students.



SHOES, TIGHTS, & UNDERGARMENTS

Shoes: Dance shoes should fit like a glove but sometimes little ones do outgrow their shoes and sometimes older dancers wear out their shoes. If your dancer needs new shoes, please visit Encore and purchase new shoes now allowing your dancer a few classes to dance in and “break them in” before recital.



Tights & Undergarments

- All tights must be Capezio brand in the specified color on the class information chart.
- Be sure tights are brand new (after washing the color changes / fades).
- Be sure to pack an extra pair of new tights as a spare in case you get a run or a rip.

Visit Encore with your recital packet to purchase your Capezio tights.

Tights are dancers’ underwear. Regular underwear should **NOT** be worn under.



Older Dancers Undergarments

For our older dancers who need an additional layer of protection or bra support and coverage, please visit Encore to purchase dance approved nude undergarments. Be sure the undergarment you choose will not show.

It should be hidden under your costume. Feel free to bring your costume with you to Encore and try it on to ensure the undergarment is not showing.



COSTUMES

From the Bottom: Always pull costumes up from the bottom (not from the straps). Pulling the straps can cause costumes to rip. Once the costume is on, pull the bottom of the costume upwards to fit snug like a bathing suit.

Over the Hips: Costumes will sometimes feel snug getting over the hips. This does not mean it is too small as certain parts of costumes or certain material do not have give or stretch. Take your time getting them over the hips and adjust once they are on to get leotard portion in place. Costumes that have a fully sequined bodices will be extra tight to pull up as they do not have the same stretch and elasticity.

Choker Neckline Costumes: For those dancer’s whose costumes are Choker Neckline it is going to and is supposed to be snug around neck as the name suggests, it is a “choker” :-). For those style costumes dancers can keep the snaps undone until it is time to go backstage if they feel more comfortable.

Adjustments: Costumes are not custom made to fit each dancer. Some costumes may need straps tightened, a tack to tighten a loose area, and those with pants will likely need pants hemmed to the dancer’s height.

Please try your costumes on your dancer at home to asses if you need to make any adjustments.

HAIR

For hair specifications see “Recital Information by Class” chart at the end of this packet.

- Classes Age 2-3, Age 3 – 4, Age 4 – 5 hair style vary by class.
- Kindergarten and older ALL wear donut buns.

For those classes who have hair accessories: If your dancer’s costume included a hair accessory, the general rule is that the accessory will go on the right side of the dancer’s bun (angled towards the front). If there is a class that deviated from this, we will let you know (and some have notes listed in the chart at the end of the packet). When in doubt, put hair accessories on the right side **of the dancers bun** and if needed it can be adjusted when dancers are together.

For those classes wearing Donut Buns: High No Part Donut Bun

*High Bun is **NOT** on the top of your head.
When you are looking straight in the mirror
you would only see the top of your bun.*

*For step-by-step instructions visit our website Recital Page.
www.eastsidedancecompany.com*



Donut buns can be purchased from a variety of places. If you would like to purchase a donut bun from the studio, send your dancer to the studio with \$8.00 or you the parent can wait until all students settled in class to see our office staff to purchase.

APPROXIMATE DONUT SIZE

If your dancer has VERY thick hair you can always use a size smaller bun to avoid their bun being overwhelmingly large.

CLASS AGE UNDER 10



CLASSES AGE 10 & UP



2025 Finale Information

At the end of each show students will participate in one of our end of show finales.

Students Classes

Age 2-3, Age 3-4, Age 4- 5

- L-O-V-E



- I'm Cute



- Feeling Good



- Under the Sea



Will all participate in the
"Goodbye Song"

For this final dance students will remain dressed in their Recital Costumes and wear ballet shoes.

Students Kindergarten and Older

Students Kindergarten and Older will all participate in our "The Greatest Showman" finale at Recital.

Students will need

- **Recital Finale Accessories** (from Eastside)

- Hat Headband
- Handheld Streamer



- **Black Dance Shorts**



- **2025 Recital T-shirt OR solid BLACK T-shirt**



- **Jazz, Ballet, Hip-Hop Shoes or Clean Sneakers**



Finale Accessory Package (Headband and Streamer) are provided by Eastside. All other finale needs will be provided by you. If you purchased a recital t-shirt it will be distributed by the end of May.

Recital T-Shirts

Recital T-shirts are worn by dancers kindergarten and older for finale and also are a memorable keepsake for your dancer! To ensure you receive one at the pre-order price.

Log into your online account and click "enroll in a class" to place your order.

Once online ordering has closed, we will have a limited number of extra T-shirts available for sale at the studio once distribution begins. These will be sold on a first-come, first-served basis and only in the available sizes we have left.

OPTIONAL ITEMS FOR PURCHASE

Recital Recording

Personal recording of our show is NOT permitted.

ALL families will receive a link to the digital download of our recital sent to the e-mail address on file. This will take place in July. These files will need to be downloaded and saved to your device, usb, or external storage for your future viewing. Link sent by videographer will expire.



If you desire to purchase a USB with the Recital recording pre-loaded as a forever keepsake you can do so through your online account.

Recital Recording USB's are \$20.00 each

To purchase a USB Recital Recording.

1. Log into your Eastside Online Account
2. Click "Enroll in a class"
3. Select "Recital Recording"
4. Complete payment information and check out



**USB Orders can
be placed by
June 10th through
your online account.**



Recital Day. Flowers and Gifts

On recital day, you will be able to visit our merchandise table featuring special gifts and flowers available for purchase to give to your dancer as a congratulations on a job well done!

All items are sold on a first come basis. Be sure to stop by and pickup something special to congratulate your dancer on their wonderful performance.



2025 Dress Rehearsal & Recital

Schedule Overview

Dress Rehearsal will take place over two days and recital will be one day with two shows.

Both dress rehearsal and recital will take place at

Jackson Memorial High School

Fine Arts Center

101 Don Connor Blvd

Jackson, NJ 08527



Dress Rehearsal			
Monday June 2, 2025 SEE NEXT PAGES FOR DETAILS		Tuesday June 3, 2025 SEE NEXT PAGES FOR DETAILS	
Arrival Time 5:00	<ul style="list-style-type: none"> • Creative Movement (Age 2-3) • Combo Classes (Age 3 - 5) 	Arrival Time 5:00	ACT III
Arrival Time 5:20	<ul style="list-style-type: none"> • Kindergarten Combo & Daddy Daughter • Classes Age 6 – 8 	Arrival Time 6:20	ACT IV
Arrival Time 6:00	<ul style="list-style-type: none"> • Team Dancers - Opening Number 		

Recital Day Saturday June 7, 2025	
SHOW ONE <i>Day Show - 12:30p.m.</i>	SHOW TWO <i>Night Show – 5:00p.m.</i>
<ul style="list-style-type: none"> • Creative Movement (Age 2-3) • Combo Classes (Age 3-4, Age 4-5) • Kindergarten Combo & Daddy Daughter • Classes Age 6 – 8 • Team Dancers - Opening Number 	<p>All Classes Ages 8 & up</p> <p>(& Team Dancers)</p>

2025 Dress Rehearsal INFORMATION

Jackson Memorial High School
101 Don Connor Boulevard, Jackson, NJ 08527

What is Dress Rehearsal?

Dress Rehearsal is a practice run-through for the big show!

Dress Rehearsal takes place at the Recital venue and is done in full costume, hair, and make-up.

Each class will take the stage to practice their dance(s), getting a feel for the stage and helping get out some recital jitters. Dress rehearsal also allows you to ensure you have all the things you need for recital day. Don't stress if something goes different than planned, that is why we have dress rehearsal!



Dress rehearsal is also an important step in preparing the theatre for Recital. The studio director and staff work hand-in-hand with the theatre staff ensuring lighting, sound, transition of dancers, and all of the many behind the scene details that go into putting on a show are in place!

Who is permitted to Attend Rehearsal?

Only ONE female per family is permitted in the auditorium at Dress Rehearsal.

No siblings, infants, friends, grandmas, aunts, neighbors, cousins, pets, or anyone aside from one female guardian and the performing dancer(s) are permitted at dress rehearsal. Any additional guests will be asked to stay outside the auditorium. If you bring younger children or additional guest they will be asked to wait in the lobby. The only exception to this is sibling who are part of dress rehearsal later that day.

We have a wonderful show scheduled in which you can bring anyone you choose to purchase tickets for. Please **DO NOT** break this rule or put us in a difficult position by bringing additional people with you. We thank you in advance for abiding by this policy.

The one female Guardian permitted at rehearsal is **NOT** required to stay at dress rehearsal. You are welcome to carpool or send your dancer with another dance mom. Due to the magnitude of our dress rehearsal, we do ask that if you are not attending, please be sure you designate another dance mom attending to be a set of eyes on your dancer(s).

At Dress Rehearsal...

- Rehearsal is your last opportunity to pick up your Recital Day "Mom's Pass."
- If you did not purchase a T-shirt and desire to purchase one, we may have any extra for sale at Dress Rehearsal (based on availability).
- Bring a camera / recording device to Dress Rehearsal. This is where you get to take your own photos and videos so definitely take advantage of that. **No recording or flash photography will be permitted Recital Day.**

CREATIVE MOVEMENT & COMBO CLASS

AGES 2 – 3, AGE 3 – 4, AGES 4 – 5

DRESS REHEARSAL INFORMATION

Monday June 2, 2025

5:00p.m. – 5:30p.m.

Doors will open at 4:45p.m.

Rehearsal end time is an estimate.

For many of you this will be your very first Eastside Dance Company Dress Rehearsal! Dress Rehearsal should be a stress free, enjoyable event for dancers, parents, and staff. We ask that you help keep it this way by having your child remain seated in their designated area and abiding by all rehearsal guidelines.

Taking the stage in a big theatre is extra exciting for our little ones. Some of our tiny dancers may put on “their own show” or decide they prefer to watch the audience or classmates instead. These are often the most memorable moments and part of the joy of a live performance. Some parents feel may embarrassed by this but we want to tell you, **“It is Okay!”** We encourage you to embrace these moments of kids being kids, let yourself laugh at the cuteness, as these will be the best memories when your dancers are grown rocking the dance floor!

Remember, Recital is just one day of their dance journey and the act of getting on stage alone is a big accomplishment for these tiny dancers. The best part is watching them grow each and every year becoming more comfortable and confident on stage as they continue to bloom into dancers.

DRESS REHEARSAL PROCESS FOR CLASSES AGES 2 – 4





Students are to arrive dressed in their first costume with hair and make-up done ready to take the stage. Our age 2 - 4 dancers will enter the auditorium with their **one** female guardian and find the row marked with their recital dance name. Please get their dance shoes on right away so they are ready when we call them backstage.

Reminder only **ONE** female guardian is permitted in the auditorium with the dancer, no siblings, friends, or additional family members are permitted in the auditorium.

Rehearsal will start promptly at 5:00 (doors open at 4:45). At 5:00 staff will line classes up to go backstage. We will begin with “The Goodbye Song” which is our pre-school finale and then go directly into their class dances. Once their dance is complete dancers will be walked back to the auditorium and are released to you, the guardian, at which time you are permitted to leave.

When your dancer is on stage, we welcome you to go to the center section of the auditorium and record your dancer. (Video and photography is permitted at dress rehearsal only)

DRESS REHEARSAL ORDER

The Goodbye Song <i>(All classes age 2 – 4)</i>	All classes below	Act II # 15
L-O-V-E <i>(Saturday Creative Movement Age 2 – 3) BALLET</i>		Act I # 7
I’m Cute <i>(Saturday Age 3-4 Combo) TAP</i>		Act I # 13
Feeling Good <i>(Saturday Age 4-5 Combo) TAP</i>		Act I # 2
Under the Sea <i>(Tuesday Age 3 – 5 Combo) TAP</i>		Act I # 5

KINDERGARTEN COMBO & CLASSES AGE 6 – 8

DRESS REHEARSAL INFORMATION

Monday June 2, 2025

5:20 – 6:30p.m.

Rehearsal end time is an estimate.

STUDENTS ARE TO ARRIVE DRESSED IN THEIR FIRST COSTUME WITH HAIR AND MAKE-UP DONE READY TO TAKE THE STAGE.

Dress Rehearsal Process for Kindergarten Combo & Classes Age 6 – 8

Arrival

- Dancers will enter the auditorium with their **one** female guardian and ALL COSTUMES in hand.
- Please enter quietly as our youngest dancers rehearsal will already be in session.
- Students should put on their dance shoes for their first dance, SIT quietly, and wait to be called backstage.

Rehearsal Time

- Dancers will be called backstage by age group when we are ready for them backstage.
- When called backstage, dancers should be in their first costume (including shoes) and have all additional costumes in their labeled garment bag with their dance shoes in the bottom of the garment bag. (NO dance bags or extra items should be brought backstage with dancers).
- Dancers will remain backstage until their rehearsal section is over.

Guardian: One female guardian opting to stay for rehearsal will remain in the auditorium and is welcome to sit in the center section. We ask that you leave the first five rows empty as this will be our videotaping section. When your dancer is on stage, we welcome you to go to the front section to record. Video and photography is permitted at dress rehearsal only.

“Daddy Daughter Dance” Dad / Special Someone: Men are not permitted in the auditorium for rehearsal. You are welcome to wait in the lobby until it is your time to come backstage. *(see next page schedule for details)*

BE SURE EVERYTHING IS LABELED. THE ONLY WAY WE CAN FIND IT’S OWNER IS IF YOU LABEL IT.

Dismissal

- **Kindergarten Combo:** Once kindergarten Combo dances are complete dancers will return to the auditorium with their belonging where parents will regroup with their dancer and their rehearsal is complete. Remember to stay quiet as rehearsal will still be in progress for other classes.
- **Age 6 – 8 Dancers:** After our 6 – 8 age group rehearsal is complete; dancers will collect all their belongings and line up down the hallway (to the left of the stage). Guardian you will walk out of the auditorium and go left. At this time parents will line up waiting for our dancers to come out for dismissal. Please be patient with this process as there are lots of dancers and items to collect. Thank you in advance for your patience as you wait for your dancer(s).





Dress Rehearsal should be a stress free, enjoyable event for dancers, parents, and staff. We ask that you help keep it this way by having your child remain seated and quiet when in the auditorium, and abide by all rehearsal guidelines. Eastside has developed wonderful reputation with the schools for being organized, clean, kind, and well run. This is thanks to our families and studio staff. Please help us keep this reputation and be sure to be KIND to all and keep the school clean!

SEE BACK/NEXT PAGE FOR SCHEDULE

KINDERGARTEN COMBO & AGE 6 – 8 (continued)

REHEARSAL ORDER

Kindergarten Combo

I Am Moana (Tuesday Kinder Combo)		Act I # 3
Rockin' Robin (Saturday Kinder Combo)		Act I # 8
Rocking Around The Clock (Tuesday Kinder Combo)		Act II # 8
Wonderful Life (Saturday Kinder Combo)		Act II # 9
Daddy Daughter "Daddy Dance with Me" <i>For Rehearsal, Dad's will meet backstage at 5:45p.m.</i>	NOT in costume dancers will remain in last class costume	Act II # 2

Kindergarten Combo Dancers & Age 6 – 8 – FINALE

"The Greatest Show" Finale (NOT in costume and NO prop) - Act II # 16

- Kindergarten dancers will remain in their last class costume.
- Age 6 – 8 dancers will be dressed in their first costume listed below

AFTER FINALE RUN-THROUGH KINDERGARTEN DANCERS WILL BE BROUGHT BACK TO THE AUDITORIUM AND ARE DISMISSED.

Age 6 – 8

Sea Cruise (Monday Age 6 – 8 Tap)		Act I # 4
You Say (Tuesday Age 6 – 8 Ballet)		Act I # 12
Secrets (Wednesday Age 6 – 8 Ballet)		Act I # 14
I Don't Dance (Wednesday Age 6 – 8 Acro)		Act II # 1
Pom Poms (Tuesday 6 – 8 Jazz)		Act II # 5
Best of Both Worlds (Monday Age 6 – 8 Jazz)		Act II # 11

AFTER ALL 6 – 8 CLASS TAKES THE STAGE DANCERS WILL COLLECT ALL COSTUMES AND BE DISMISSED OUTSIDE OF THE AUDITORIUM.

Team Dancers - Opening Number Rehearsal (Act I # 1 & Act III # 1)

Monday June 2, 2025

6:00 – 8:30

Team Dancers are to be backstage stretching and ready for Opening Number. Upon arrival dancers will preset all opening number costumes and warm-up while our younger dancers are finishing up their rehearsal. Teens will also help maintain order backstage guiding our younger / new team dancers on what to do to prepare to take the stage.

When it is time for Opening Number Rehearsal to begin, all will be asked to leave the auditorium. Opening Number Rehearsal is a **CLOSED** Rehearsal for dancers only. Feel free to carpool as parents will not be permitted in this closed rehearsal.

COMPLETE SHOW 2 RUN-THROUGH

CLASSES AGE 8 & UP

DRESS REHEARSAL INFORMATION

Tuesday June 3, 2025

5:00p.m. – 8:30p.m.

Doors will open at 4:45p.m.

Rehearsal end time is an estimate.

STUDENTS ARE TO ARRIVE DRESSED IN THEIR FIRST COSTUME WITH HAIR AND MAKE-UP DONE READY TO TAKE THE STAGE.

Upon entering the high school:

- **Dancers:** With all costumes and dance shoes in hand, dancers will go to the right of the auditorium and **head backstage**. Please be sure everything is labeled and only bring what is necessary. Once backstage, they will be given an area to preset their costumes and get their dance shoes on. Dancers have practiced putting on their costumes in studio and will change on their own with the assistance of our Eastside staff.
- **Guardian:** If one female guardian is opting to stay for rehearsal they will head right into the auditorium and sit in the **center** section. We ask that you leave the first five rows empty as this will be our videotaping section. When your dancer is on stage, we welcome you to go to the front of the center section. Video and photography is permitted at dress rehearsal only.

Rehearsal Process

- Once all dancers have their shoes on and their costumes are pre-set backstage, dancers will be guided to the auditorium where they will sit in the designated area. Recital Moms, please help by assist in keeping dancers quiet while in the auditorium.
- Once it is time, dancers will be brought back stage to do their dance. If they have additional dances they will get changed into their next costume before heading back to the auditorium (those with many dances may not head back to the auditorium - unless time permits).
- After Act III is completed, all dancers will be brought back stage to practice the finale. Practicing the finale at this time allows dancers only in Act III to leave. Those in Act IV will leave after their last dance is done. (see more details in box on next page).
- Once dancers have completed all their dances, they will collect their things and head back to the auditorium. You the guardian can opt to allow your dancer to stay and watch some dances or at this time you welcome to take your dancer home as their rehearsal is complete.

Eastside has developed wonderful reputation with the schools for being organized, clean, kind, and well run.

This is thanks to our families in addition to our staff. Please help us keep this reputation and be sure to be kind to all and keep the school clean!

SEE NEXT PAGE FOR SCHEDULE

Tuesday June 3, 2025

REHEARSAL ORDER (SHOW TWO)

5:00 p.m.

Doors will open at 4:45p.m.

ACT III

1	Opening Number
2	Love Letters
3	Good Time
4	Northern Attitude
5	Boogie Wonderland
6	Basketball
7	C'est La Vie
8	When You Believe
9	Thunder
10	I Will Survive
11	Attention
12	Americano
13	Espresso
14	Hey Pachuco!
15	Stand By Me
16	Lord of the Dance
17	Beautiful Things
18	Shantie Rock
19	Defying Gravity
20	Diamonds in the Sun
21	The Wiz
22	The Greatest
23	Can't Hold Us

6:20p.m.

At this time all Show 2 students will line up backstage. Students should be lined up shortest to tallest. We will run the "The Greatest Showman" FINALE. (ACT IV # 20)

Finale Costume:

- For dress rehearsal dancers will NOT change into finale costume or use finale props.
- Dancers will wear their next costume for ACT IV.
- If any dancer is done for the evening (meaning all their dances are in Act III) – they can remain in their last costume.
- A few announcements will be made and we will promptly pick back up with Act IV. Once we begin Act IV as dancers complete all of their dances they may leave with their guardian.

ACT IV

1	The Greatest Showman (Theatre Class)
2	Flowers
3	Mombasa
4	Dancing Queen
5	Hot Wings
6	Crusin' for a Bruisin'
7	Silver Springs
8	That's My Girl
9	What Time Is It
10	Mission Impossible
11	Cannon in D
12	THINK
13	Skyfall
14	Parade of the Wooden Soldiers
15	Hot Chocolate
16	New Moon
17	Turn to Stone
18	More
19	Another Day in the Sun

2025 RECITAL DAY INFORMATION

Saturday June 7, 2025

Jackson Memorial High School
101 Don Connor Blvd. Jackson, NJ 08527

<u>Show</u>	<u>Dancer Arrival Time</u>	<u>*Recital Mom Arrival Time*</u>
Show 1: Day Show 12:30p.m.	12:00noon	11:45a.m.
Show 2: Evening Show 5:00p.m.	4:30 P.M.	4:15 p.m.

**Recital Mom's: Thank you for volunteering and being our extra set of eyes at Recital.
You will receive more information on your role along with your Recital Mom pass in a few weeks.**

Opening Number Dancers **Team Dancers**

Show 1: On stage ready to go at 11:30a.m.

Show 2: On stage ready to go at 4:15p.m.

ALL students must arrive with their hair and make-up done, ready to perform.

When you arrive, please follow signs to the dressing room.

DRESSING ROOM: For the safety of your children **only** moms/female guardians who have a wristband will be permitted in the dressing room area. There will be an Eastside representative stationed at the hallway that leads to the dressing room. In order to pass that area, the designated female will need to show their "Mom's Pass" wristband.

See next page for information on Mom's Pass Wristband.

"Mom's Pass" Wristband

"Mom's Pass" is a wristband that is provided to each family and is to be worn on recital day. This wristband will allow the mom/female guardian into the dressing room on Recital Day. Distribution of these wristbands will take place on Picture Day.

*Mom's Pass is **NOT** a ticket and will **NOT** allow you into the auditorium.*

In order to enter the auditorium, you must have a ticket.

Anyone without a ticket will be asked to step out of line and purchase a ticket.

Although your mom's pass wristband permits you to enter the dressing room at any point during the performance, our Recital is a performing arts show and we urge all audience members to refrain from exiting the auditorium during the show. This theatre etiquette is out of respect for not only the dancers but also all other audience members.

We walk through the process of changing costumes when costumes are distributed and recital moms who volunteer to be in the dressing room will help our younger dancers. All dancers who have costume changes and are able to change themselves and should do so with just a little assistance as possible aiming for them to be independent dancers by recital day!

One way to help your child feel confident with costume changes is to have your child assist in packing their own recital bag and have them practice their costume changes at home. This way your dancer knows where all of their recital day belongings are. Be sure to label all items with your dancer's name.

At the end of the show, the one guardian with the wristband will go back and get your dancer and their belongings from the dressing room.



Auditorium & Guest Reminders

In the Theatre: The school does not permit food or drinks in the auditorium. Please let your guests know this in advance. Any concessions purchased will need to be consumed in the lobby.



Be in the moment: No flash photography or videotaping permitted. Enjoy the opportunity to be in the moment viewing your dancer(s) live and in person. All families will receive digital download recording of Recital. A USB copy can be purchased through your online account.



Be on Time: We aim to start each show one-time. Please encourage your guest to arrive a little early and take their seats to avoid any delays in the start of our shows!



REMINDERS

Costumes and Costume Preparation:

- Costumes are not custom made, please try your dancers costume on and make adjustments you feel are necessary.
- Remember when putting on costumes they should be pulled up from the waist / bottom half of the costume. Sometimes, getting the costumes over the hip, wrists or ankles is tricky if the fabric doesn't have a lot of stretch. Be patience and then adjust costume once it is up and on.
- Use a handheld steamer or hang your costumes in the bathroom to let the steam help get any wrinkles or creases out. (NEVER use an iron on costumes).
- Pack Costumes in show order. Organizing costumes in show order helps dancers be more organized in the dressing room. Remember to pack your Finale Costume and Accessories (kindergarten and up).



Tights:

- For dancers who have to wear multiple color tights throughout the show DO NOT remove your caramel tights. Treat your Caramel Tights like your skin (meaning other tights go on over top)
- Bring TWO pairs of the proper color Capezio Dance tights and correct dance shoes.
 - ✓ Once tights go through the wash, they start to fade so be sure you have **NEW** tights for Recital.
 - ✓ It is vital to have a spare pair just in case yours get a run.

Remember “No underwear under your tights, your tights are your underwear”:

- No underwear or bras under costumes.
- Encore Dancewear carries nude dancewear undergarments for our teen dancers who need them.

Additional Reminders

- Only Recital earrings are to be worn. No other jewelry.
- No color nail polish. Only clear, nude, or natural color on your nails. (This includes toes for those who dance barefoot.)
- Dancers must stay in dressing rooms for the duration of the show. No dancers are allowed in the auditorium during the show.
- Bring Water, Cover-up and something to sit on.
 - ✓ Water Only: No colored drinks – we don't want to ruin your pretty costume.
 - ✓ Bring a cover-up: Be sure it is buttons, zippers, or oversized so you don't mess your hair and make-up putting it on and off.
 - ✓ If you only have one or two dances, we welcome you to bring a blanket to sit on and something small some keep you occupied while you wait.

Label, label, label ALL items (bags, clothing, costumes, shoes, water) label EVERYTHING.

If something goes different than planned. . .stay calm, don't stress, and we will do our best to take care of the rest! Remember to enjoy each and every moment! Enjoy the opportunity to perform and share the joy of dance. We are so proud of YOU and can't wait to see you shine on stage



Follow us on social media for Recital Tips & Reminders!

Don't forget to check-in and tag us on Recital Day!



*“Be strong and courageous, do not be afraid or discouraged,
for the Lord your God is with you wherever you go.”
Joshua 1:9*

2025 RECITAL INFORMATION BY CLASS

STUDIO A

MONDAY	SONG	Tights	Eyes	Lips	Hair	Dress Rehearsal	Recital Day
5:20 – 6:10 Tap 6 – 8	Sea Cruise	Capezio Caramel	Mauve/Lavender	Berry	High No Part Donut Bun *Hat bobby pinned secure*	Monday June 2 nd	Saturday 6/7 Show ONE Arrival: 12:00
6:10 – 7:00 Lyrical 8 - 10	When You Believe	Capezio Caramel Transition Folded-up off Feet	Mauve/Lavender	Berry	High No Part Donut Bun	Tuesday June 3 rd	Saturday 6/7 Show TWO Arrival: 4:30
7:00 – 7:50 Lyrical 10 & up	Stand By Me	Capezio Caramel Transition Folded-up off Feet	Mauve/Lavender	Berry	High No Part Donut Bun	Tuesday June 3 rd	Saturday 6/7 Show TWO Arrival: 4:30
7:50 – 8:40 Ballet 10 & up	Love Letters	Capezio Ballet Pink <i>*if dancer has other classes pink should go over caramel*</i>	Mauve/Lavender	Berry	High No Part Donut Bun	Tuesday June 3 rd	Saturday 6/7 Show TWO Arrival: 4:30
TUESDAY	SONG	Tights	Eyes	Lips	Hair	Dress Rehearsal	Recital Day
12:00 – 12:50 Combo Age 3 – 5	Under the Sea	Capezio Caramel	Light Purples	Light Pink	High No Part Ponytail Not on top of head on crown of head with hair bow centered in front.	Monday June 2 nd	Saturday 6/7 Show ONE Arrival: 12:00
4:20 – 5:10 Kindergarten Combo	Tap: Rock Around The Clock Ballet: I Am Moana	Capezio Caramel	Mauve/Lavender	Berry	High No Part Donut Bun	Monday June 2 nd	Saturday 6/7 Show ONE Arrival: 12:00
<u>Daddy Daughter Dance “Daddy Dance with Me”</u> Dancers will wear: Their favorite fancy party dress (with shorts or leotard under). Capezio Caramel Tights & Ballet Shoes Dads/Special Someone will wear: black dress pants, dress shirt, and a tie that compliments the dancer's dress.						<u>Dress Rehearsal</u> Monday June 2nd Dad’s will meet us backstage @ 5:45p.m.	<u>Recital Day - Show One</u> Dad’s will meet us backstage at the end of Intermission
5:10 – 6:00 Exp. Ballet 10 & up	Flowers	Capezio Ballet Pink <i>*if dancer has other classes pink should go over caramel*</i>	Mauve/Lavender	Berry	High No Part Donut Bun	Tuesday June 3 rd	Saturday 6/7 Show TWO Arrival: 4:30
6:00 – 6:50 Exp. Ballet 13 & up	Beautiful Things	Capezio Ballet Pink <i>*if dancer has other classes pink should go over caramel*</i>	Mauve/Lavender	Berry	High No Part Donut Bun	Tuesday June 3 rd	Saturday 6/7 Show TWO Arrival: 4:30

6:50 – 7:40 Contemporary 13 & up	The Greatest	Capezio Caramel Transition Folded-up off Feet	Mauve/Lavender	Berry	High No Part Donut Bun	Tuesday June 3 rd	Saturday 6/7 Show TWO Arrival: 4:30
7:40 – 8:30 Contemporary 10 - 13	Skyfall	Capezio Caramel Transition Folded-up off Feet	Mauve/Lavender	Berry	High No Part Donut Bun	Tuesday June 3 rd	Saturday 6/7 Show TWO Arrival: 4:30
WEDNESDAY	SONG	Tights	Eyes	Lips	Hair	Dress Rehearsal	Recital Day
4:20 – 5:10 Acro 8 – 10	Hot Wings	Capezio Caramel Transition Folded-up off Feet	Mauve/Lavender	Berry	High No Part Donut Bun	Tuesday June 3 rd	Saturday 6/7 Show TWO Arrival: 4:30
5:10 – 6:00 Acro 6 – 8	I Don't Dance	Capezio Caramel Transition Folded-up off Feet	Mauve/Lavender	Berry	High No Part Donut Bun	Monday June 2 nd	Saturday 6/7 Show ONE Arrival: 12:00
6:00 – 6:50 Acro 10 & up (6:00)	Crusin' for a Brusin'	Capezio Caramel Transition Folded-up off Feet	Mauve/Lavender	Berry	High No Part Donut Bun	Tuesday June 3 rd	Saturday 6/7 Show TWO Arrival: 4:30
6:50 – 7:40 Exp. / Adv. Acro	Silver Springs	Capezio Caramel Transition Folded-up off Feet	Mauve/Lavender	Berry	High No Part Donut Bun	Tuesday June 3 rd	Saturday 6/7 Show TWO Arrival: 4:30
7:40 – 8:30 Acro 10 & up (7:30)	Dancing Queen	Capezio Caramel Transition Folded-up off Feet	Mauve/Lavender	Berry	High No Part Donut Bun	Tuesday June 3 rd	Saturday 6/7 Show TWO Arrival: 4:30
THURSDAY	SONG	Tights	Eyes	Lips	Hair	Dress Rehearsal	Recital Day
4:20 – 5:10 Jazz 13 & up	Boogie Wonderland	Capezio Caramel	Mauve/Lavender	Berry	High No Part Donut Bun	Tuesday June 3 rd	Saturday 6/7 Show TWO Arrival: 4:30
5:10 – 6:00 Jazz 10 & up	That's My Girl	Capezio Caramel	Mauve/Lavender	Berry	High No Part Donut Bun	Tuesday June 3 rd	Saturday 6/7 Show TWO Arrival: 4:30
6:00 – 6:50 Team Pink Ballet	Defying Gravity	Capezio Ballet Pink <i>*if dancer has other classes pink should go over caramel*</i>	Mauve/Lavender	Berry	High No Part Donut Bun	Tuesday June 3 rd	Saturday 6/7 Show ONE Arrival: 12:00 Saturday 6/7 Show TWO Arrival: 4:30
6:50 – 7:40 Theatre 8 – 10	Hot Chocolate	Capezio Caramel	Mauve/Lavender	Berry	High No Part Donut Bun	Tuesday June 3 rd	Saturday 6/7 Show TWO Arrival: 4:30
7:40 – 8:30 Theatre 10 & up	The Wiz	Capezio Caramel	Mauve/Lavender	Berry	High No Part Donut Bun	Tuesday June 3 rd	Saturday 6/7 Show TWO Arrival: 4:30

SATURDAY	SONG	Tights	Eyes	Lips	Hair	Dress Rehearsal	Recital Day
9:30 – 10:20 Combo 3 – 4 (TAP)	I'm Cute	Capezio Caramel	Silver (shimmer) Eyes	Bright Pink	High No Part Ponytail Not on top of head on crown of head with hair bow centered in front.	Monday June 2 nd	Saturday 6/7 Show ONE Arrival: 12:00
10:30 – 11:20 Combo 4 – 5 (TAP)	Feeling Good	Capezio Caramel	Silver (shimmer) Eyes	Light Pink	High No Part Ponytail Not on top of head on crown of head with hair bow centered in front.	Monday June 2 nd	Saturday 6/7 Show ONE Arrival: 12:00
11:30 - 12:10 Creative Movement 2 – 3 (Ballet)	L-O-V-E	Capezio Ballet Pink	Neutral / Browns	Light Pink	<i>Mini Donut Bun</i> <i>If hair is too short simply</i> <i>put hair "All Up" so it is</i> <i>back off their face. At this</i> <i>age there is some flexibility</i> – they are so little 😊	Monday June 2 nd	Saturday 6/7 Show ONE Arrival: 12:00

STUDIO B							
MONDAY	SONG	Tights	Eyes	Lips	Hair	Dress Rehearsal	Recital Day
6:10 – 7:00 Jazz 6 - 8	Best of Both Worlds	Capezio Caramel	Mauve/Lavender	Berry	High No Part Donut Bun *Bow centered in front of bun*	Monday June 2 nd	Saturday 6/7 Show ONE Arrival: 12:00
7:00 – 7:50 Ballet 8 - 10	New Moon	Capezio Ballet Pink <i>*if dancer has other classes</i> <i>pink should go over caramel*</i>	Mauve/Lavender	Berry	High No Part Donut Bun	Tuesday June 3 rd	Saturday 6/7 Show TWO Arrival: 4:30
TUESDAY	SONG	Tights	Eyes	Lips	Hair	Dress Rehearsal	Recital Day
4:20 – 5:10 Jazz 6 – 8	Pom Poms	Capezio Caramel	Mauve/Lavender	Berry	High No Part Donut Bun *Bow centered in front of bun*	Monday June 2 nd	Saturday 6/7 Show ONE Arrival: 12:00
5:10 – 6:00 Ballet 6 - 8	You Say	Capezio Ballet Pink <i>*if dancer has other classes</i> <i>pink should go over caramel*</i>	Mauve/Lavender	Berry	High No Part Donut Bun	Monday June 2 nd	Saturday 6/7 Show ONE Arrival: 12:00
6:00 – 6:50 Hip-Hop 8 – 10	What Time Is It	Capezio Caramel	Mauve/Lavender	Berry	High No Part Donut Bun	Tuesday June 3 rd	Saturday 6/7 Show TWO Arrival: 4:30
6:50 – 7:40 Hip-Hop 10 – 13	Basketball	Capezio Caramel	Mauve/Lavender	Berry	High No Part Donut Bun	Tuesday June 3 rd	Saturday 6/7 Show TWO Arrival: 4:30
7:40 – 8:30 Hip-Hop 13 & up	Attention	Capezio Caramel	Mauve/Lavender	Berry	High No Part Donut Bun	Tuesday June 3 rd	Saturday 6/7 Show TWO Arrival: 4:30

WEDNESDAY	SONG	Tights	Eyes	Lips	Hair	Dress Rehearsal	Recital Day
4:20 – 5:10 Ballet 6 – 8	Secrets	Capezio Ballet Pink <i>*if dancer has other classes pink should go over caramel*</i>	Mauve/Lavender	Berry	High No Part Donut Bun	Monday June 2 nd	Saturday 6/7 Show ONE Arrival: 12:00
5:10 – 6:00 Jazz 8 – 10	Good Time	Capezio Caramel	Mauve/Lavender	Berry	High No Part Donut Bun	Tuesday June 3 rd	Saturday 6/7 Show TWO Arrival: 4:30
6:00 – 6:50 Tap 8 – 10	Diamonds in the Sun	Capezio Caramel	Mauve/Lavender	Berry	High No Part Donut Bun	Tuesday June 3 rd	Saturday 6/7 Show TWO Arrival: 4:30
THURSDAY	SONG	Tights	Eyes	Lips	Hair	Dress Rehearsal	Recital Day
4:20 – 5:10 Tap 10 & up	I Will Survive	Capezio Caramel	Mauve/Lavender	Berry	High No Part Donut Bun	Tuesday June 3 rd	Saturday 6/7 Show TWO Arrival: 4:30
5:10 – 6:00 Tap 13 & up	THINK	Capezio Caramel	Mauve/Lavender	Berry	High No Part Donut Bun	Tuesday June 3 rd	Saturday 6/7 Show TWO Arrival: 4:30
6:00 – 6:50 Irish Hardshoe	Shantie Rock	Capezio BLACK	Mauve/Lavender	Berry	High No Part Donut Bun	Tuesday June 3 rd	Saturday 6/7 Show TWO Arrival: 4:30
6:50 – 7:40 Irish 10 & up	C'est La Vie	Capezio Caramel	Mauve/Lavender	Berry	High No Part Donut Bun	Tuesday June 3 rd	Saturday 6/7 Show TWO Arrival: 4:30
7:40 – 8:30 Irish 8 – 10	Lord of the Dance	Capezio Caramel	Mauve/Lavender	Berry	High No Part Donut Bun	Tuesday June 3 rd	Saturday 6/7 Show TWO Arrival: 4:30
SATURDAY	SONG	Tights	Eyes	Lips	Hair	Dress Rehearsal	Recital Day
9:30 – 10:20 Kindergarten Combo	Tap: Rockin' Robin Ballet: Wonderful Life	Capezio Caramel	Mauve/Lavender	Berry	High No Part Donut Bun Tap Hat centered with point of hat slightly on forehead.	Monday June 2 nd	Saturday 6/7 Show ONE Arrival: 12:00
<u>Daddy Daughter Dance “Daddy Dance with Me”</u> Dancers will wear: Their favorite fancy party dress (with shorts or leotard under). Capezio Caramel Tights & Ballet Shoes Dads/Special Someone will wear: black dress pants, dress shirt, and a tie that compliments the dancer's dress.						<u>Dress Rehearsal</u> Monday June 2nd Dad's will meet us backstage @ 5:45p.m.	<u>Recital Day - Show One</u> Dad's will meet us backstage at the end of Intermission

STUDIO C							
CLASS	SONG	Tights	Eyes	Lips	Hair	Dress Rehearsal	Recital Day
Monday 8:10 – 9:00 Lyrical 13 & up	Turn to Stone	Capezio Caramel Transition Folded-up off Feet	Mauve/Lavender	Berry	High No Part Donut Bun	Tuesday June 3 rd	Saturday 6/7 Show TWO Arrival: 4:30
Tuesday 7:40 – 8:30 Team Magenta & Advanced Ballet	Espresso	Capezio Ballet Pink	Mauve/Lavender	Berry	High No Part Donut Bun	Tuesday June 3 rd	Saturday 6/7 Show ONE Arrival: 12:00
Tuesday 8:30 – 9:00 Demi-Pointe/ Pointe	Thunder						Saturday 6/7* Show TWO Arrival: 4:30
Wednesday 7:50 – 8:40 Purple Contemporary	Mombasa	Capezio Caramel Transition Folded-up off Feet	Mauve/Lavender	Berry	High No Part Donut Bun	Tuesday June 3 rd	Saturday 6/7 Show TWO Arrival: 4:30
Thursday 4:50 – 5:40 Team Purple Ballet	Parade of the Wooden Soldiers	Capezio Ballet Pink	Mauve/Lavender	Berry	High No Part Donut Bun	Tuesday June 3 rd	Saturday 6/7 Show ONE Arrival: 12:00
							Saturday 6/7 Show TWO Arrival: 4:30
Thursday 5:40 – 6:10 Intro to Demi-Pointe	Cannon in D	Capezio Ballet Pink	Mauve/Lavender	Berry	High No Part Donut Bun	Tuesday June 3 rd	Saturday 6/7 Show TWO Arrival: 4:30
Thursday 8:40 – 9:30 Theatre 13 & up	The Greatest Showman	Capezio Caramel	Mauve/Lavender	Berry	High No Part Donut Bun	Tuesday June 3 rd	Saturday 6/7 Show TWO Arrival: 4:30

TEAM DANCERS SCHEDULE AT A GLANCE			
Monday June 2nd 6:00 – 8:30p.m Dress Rehearsal Opening Number Rehearsal	Tuesday June 3rd 5:00 – 8:30p.m Dress Rehearsal Full Show 2 Run-through	Saturday June 7th ON STAGE READY for Show One at 11:30a.m.	Saturday June 7th ON STAGE READY for Show Two at 4:15p.m.

All of our Team Dancers attend BOTH dress rehearsals and perform in BOTH shows. Team Dancers open each show with the opening number.

*See Previous Pages Studio Charts for Ballet class (and other optional class) info. **Additional Groups Perform in Team Showcase in May***

TEAM / CLASS	SONG	SHOW(S)	Tights	Eyes	Lips	Hair
Team Pink Tap & Jazz	Hey Pachuco! Another Day in the Sun	ONE & TWO	Capezio Caramel	Mauve/Lavender	Berry	High No Part Donut Bun
Team Purple Tap & Jazz	More Americano	ONE & TWO	Capezio Caramel			
Team Magenta Tap & Jazz	Can't Hold Us Mission Impossible	ONE & TWO	Capezio Caramel			
Team Magenta Contemporary	Northern Attitude	ONE & TWO	Capezio Caramel Folded up off feet			

2025 RECITAL SHOW ORDER

12:30 SHOW

ACT I		ACT II	
1	Opening Number	1	I Don't Dance
2	Feeling Good	2	Daddy Dance With Me (Daddy Daughter)
3	I Am Moana	3	Mission Impossible
4	Sea Cruise	4	Defying Gravity
5	Under the Sea	5	Pom Poms
6	Thunder	6	Northern Attitude
7	L-O-V-E	7	Parade of the Wooden Soldiers
8	Rockin' Robin	8	Rock Around the Clock
9	Espresso	9	Wonderful Life
10	Hey Pachuco!	10	Jet Set
11	Americano	11	Best of Both Worlds
12	You Say	12	One Moment in Time
13	I'm Cute	13	More
14	Secrets	14	Another Day in the Sun
15	Can't Hold Us	15	The Goodbye Song
INTERMISSION 15 minutes		16	"The Greatest Showman" FINALE

5:00 SHOW

ACT III		ACT IV	
1	Opening Number	1	The Greatest Showman (Theatre Class)
2	Love Letters	2	Flowers
3	Good Time	3	Mombasa
4	Northern Attitude	4	Dancing Queen
5	Boogie Wonderland	5	Hot Wings
6	Basketball	6	Crusin' for a Brusin'
7	C'est La Vie	7	Silver Springs
8	When You Believe	8	That's My Girl
9	Thunder	9	What Time Is It
10	I Will Survive	10	Mission Impossible
11	Attention	11	Cannon in D
12	Americano	12	THINK
13	Espresso	13	Skyfall
14	Hey Pachuco!	14	Parade of the Wooden Soldiers
15	Stand By Me	15	Hot Chocolate
16	Lord of the Dance	16	New Moon
17	Beautiful Things	17	Turn to Stone
18	Shantie Rock	18	More
19	Defying Gravity	19	Another Day in the Sun
20	Diamonds in the Sun	20	“The Greatest Showman” FINALE
21	The Wiz		
22	The Greatest		
23	Can't Hold Us		
INTERMISSION 15 minutes			

