



## SAFER, CLEANER, & MORE EFFICIENT



Automating the shaping of dough allows one to focus on more profitable and pressing tasks. One can reduce both energy and production costs while simultaneously increasing output. By adding additional moulding plates, one can produce many different products ranging from loaves of bread, hotdog buns, breadsticks, & even bolillos.

Dough Tech's commitment to safety and sanitation can be found in many areas throughout our equipment. such as our removable belt technology that allows the operator to remove the conveyor belt for frequent cleaning. Dough scrapers can be removed in seconds for easy sanitation and infeed hoppers are all equipped with industry-leading safety switches.



Removable Roller Cover



Safety Return Guard



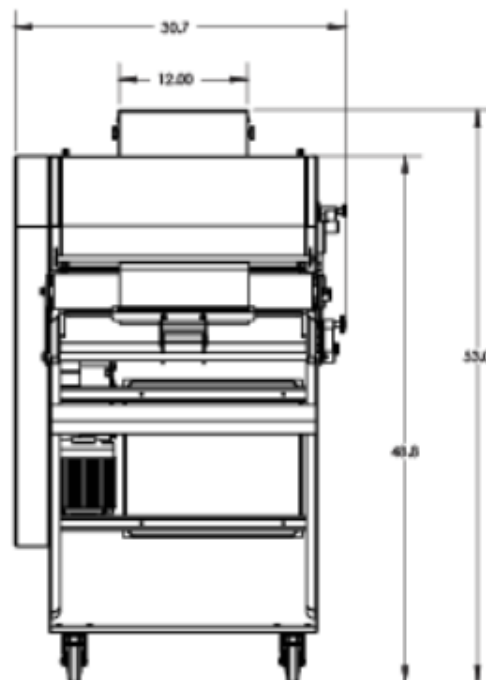
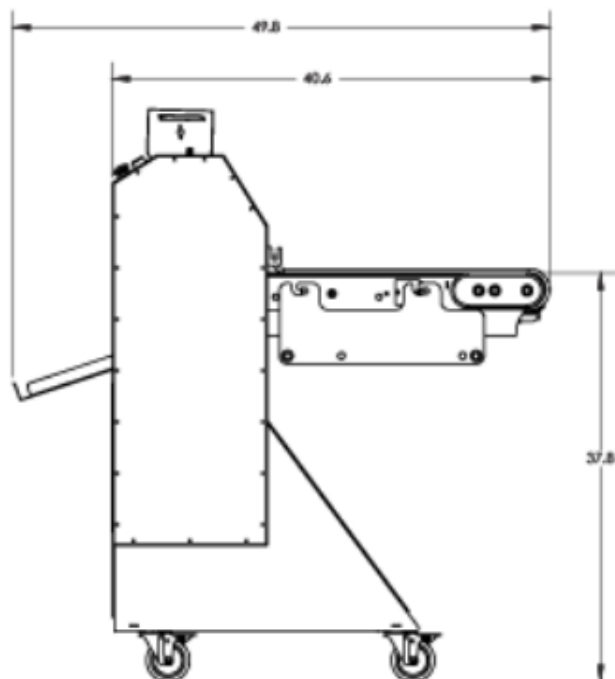
Quick Remove Belt



Adjustable Moulding (2oz - 64oz)

- Sanitary stainless steel construction
- Easy to clean open frame design
- Removable endless conveyor belt, FDA approved
- Removable top cover for easy access to rollers
- No tools are required for disassembly
- Integrated infeed roller safety






## SPECIFICATIONS

Machine Weight	Shipping Weight	Freight Class	NMFC Code
480 lbs	650 lbs	Class 85	114440-02

AM3304	4-1/8" Moulding Plate with fabric
AM3305	5" Moulding Plate with fabric
AM3306	6" Moulding Plate with fabric
AM3307	7" Moulding Plate with fabric
AM3308	8" Moulding Plate with fabric
AM3309	9" Moulding Plate with fabric
AM3310	10" Moulding Plate with fabric
AM3311	11" Moulding Plate with fabric
AM3312	12" Moulding Plate with fabric
AM3314	14" Moulding Plate with fabric
AM3316	16" Moulding Plate with fabric
AM3318	18" Moulding Plate with fabric
AM3320	20" Moulding Plate with fabric
AM24CCH	Curling Chain, Heavy (for dough pieces over 8 ounces)
AM24CCL	Curling Chain, Light (for dough pieces under 8 ounces)

## Machine Voltages

AM315	120/60/1	
Service Current Requirement	120/60/1	
If Plug Connected	15 Amp.	
Terminal Destination Of Plug	2 Pole 3 Ground Wiring	
NEMA Plug Configuration	5-15P	
Plug Configuration		
Molded Plug On Cord	Yes	
Plug Straight/Angle	Straight	
Nema Receptible or Connector Configuration	5-15R	
Power Cord Included	Yes	



IBIE  
**best**  
in baking

