



METALPLAT

— INFRASTRUCTURE —

AI-POWERED GLOBAL METALS TRADE INFRASTRUCTURE

5-YEAR FINANCIAL OUTLOOK

 **CONFIDENTIAL & PROPRIETARY**

This document is confidential and intended solely for the use of the recipient. It is shared with the expressed intention of exploring a potential investment or strategic partnership and may not be reproduced, distributed, or disclosed to any third party without prior written consent from MetalPlat Infrastructure.

(USD MILLIONS)



GLOBAL INFRASTRUCTURE



NON-CUSTODIAL MODEL



AI-POWERED PLATFORM

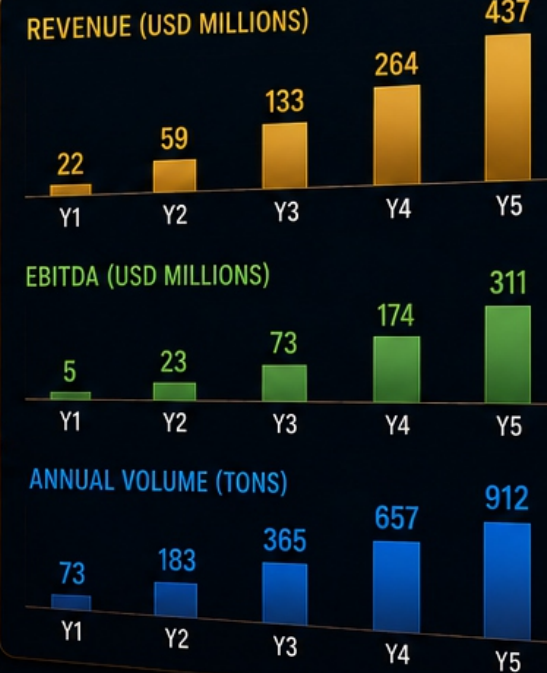


INSTITUTIONAL GRADE



SCALABLE PROFITABLE SUSTAINABLE

SINGAPORE • LONDON • GENEVA • DUBAI • MUMBAI • HONG KONG • SHANGHAI



STRONG GROWTH TRAJECTORY

Revenue grows from \$22M in Y1 to \$437M in Y5, driven by volume expansion and service adoption.



HIGH MARGIN BUSINESS MODEL

EBITDA grows from \$5M in Y1 to \$311M in Y5, reflecting operating leverage and scalable infrastructure.



GLOBAL INFRASTRUCTURE LEADER

Building the world's most trusted non-custodial infrastructure for precious metals trade.



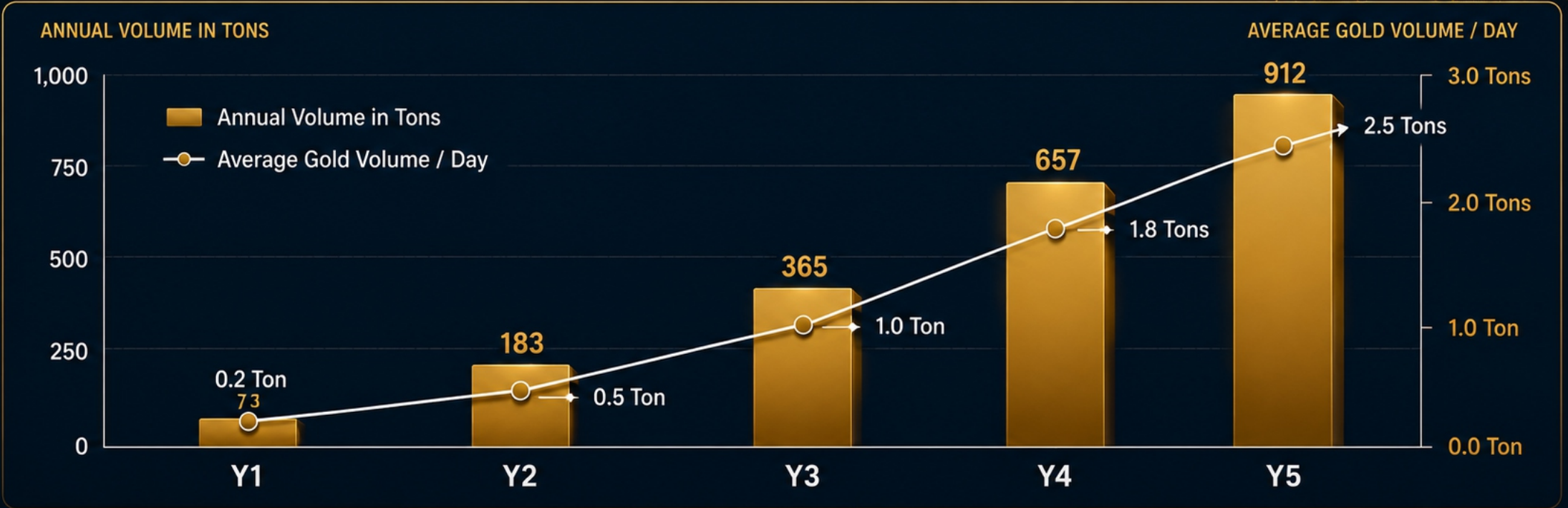
CONFIDENTIAL INVESTOR MATERIALS

SCALABLE. PROFITABLE. INFRASTRUCTURE FOR THE FUTURE OF GLOBAL METALS TRADE.

TRANSACTION VOLUMES



5-YEAR GROWTH PROJECTION



Year	Y1	Y2	Y3	Y4	Y5
 Average Gold Volume / Day	200 kg	500 kg	1.0 Ton	1.8 Tons	2.5 Tons
 Annual Volume in Tons	73	183	365	657	912



METALPLAT

AI-POWERED 24/7
GLOBAL METALS TRADE INFRASTRUCTURE

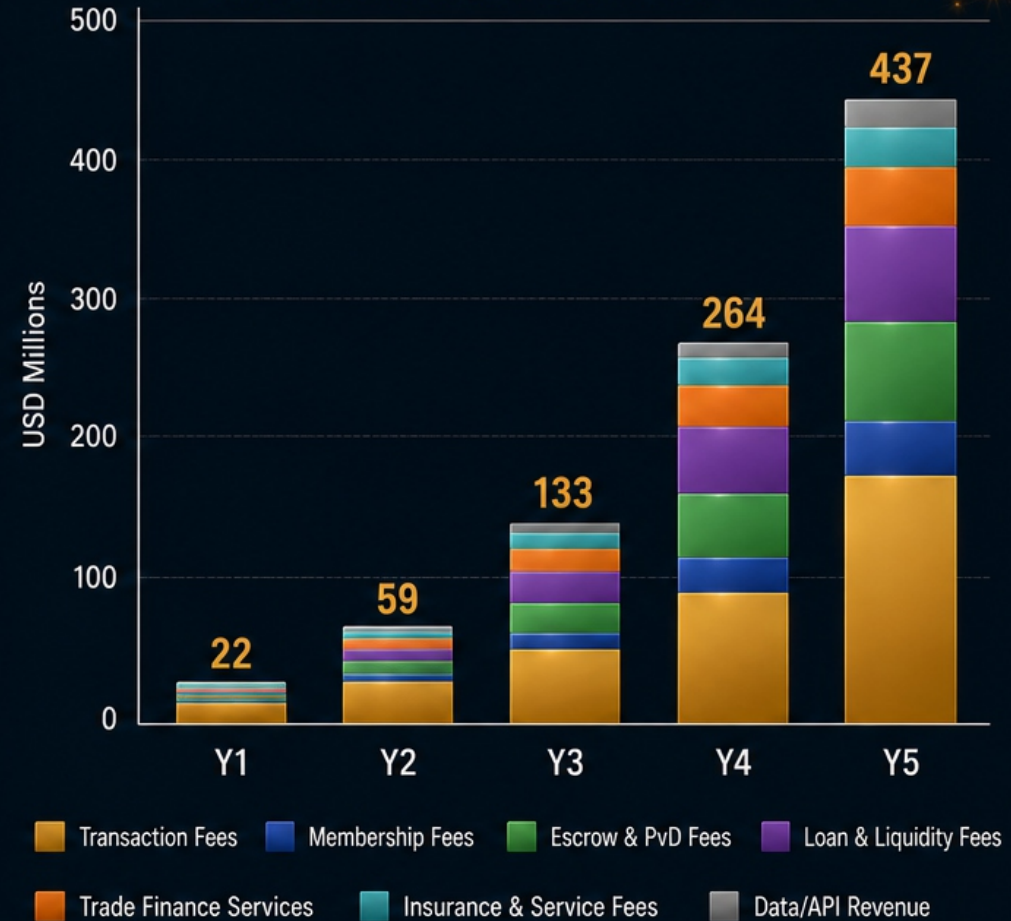
BASE CASE REVENUE MODEL

(USD MILLIONS)



REVENUE SOURCE	Y1	Y2	Y3	Y4	Y5
Transaction Fees	14	36	73	131	182
Membership Fees	2	4	8	15	25
Escrow & PvD Fees	3	8	18	35	60
Loan & Liquidity Fees	1	4	12	30	60
Trade Finance Services	1	3	10	25	50
Insurance & Service Fees	1	3	8	18	35
Data/API Revenue	0	1	4	10	25
TOTAL REVENUE	22	59	133	264	437

TOTAL REVENUE (USD MILLIONS)



STRONG REVENUE GROWTH DRIVEN BY TRANSACTION FEES, FINANCIAL SERVICES AND INFRASTRUCTURE-BASED REVENUE STREAMS.



DIVERSIFIED REVENUE MODEL. SCALABLE. ASSET-LIGHT. HIGH MARGIN POTENTIAL.



METALPLAT

AI-POWERED 24/7
GLOBAL METALS TRADE INFRASTRUCTURE

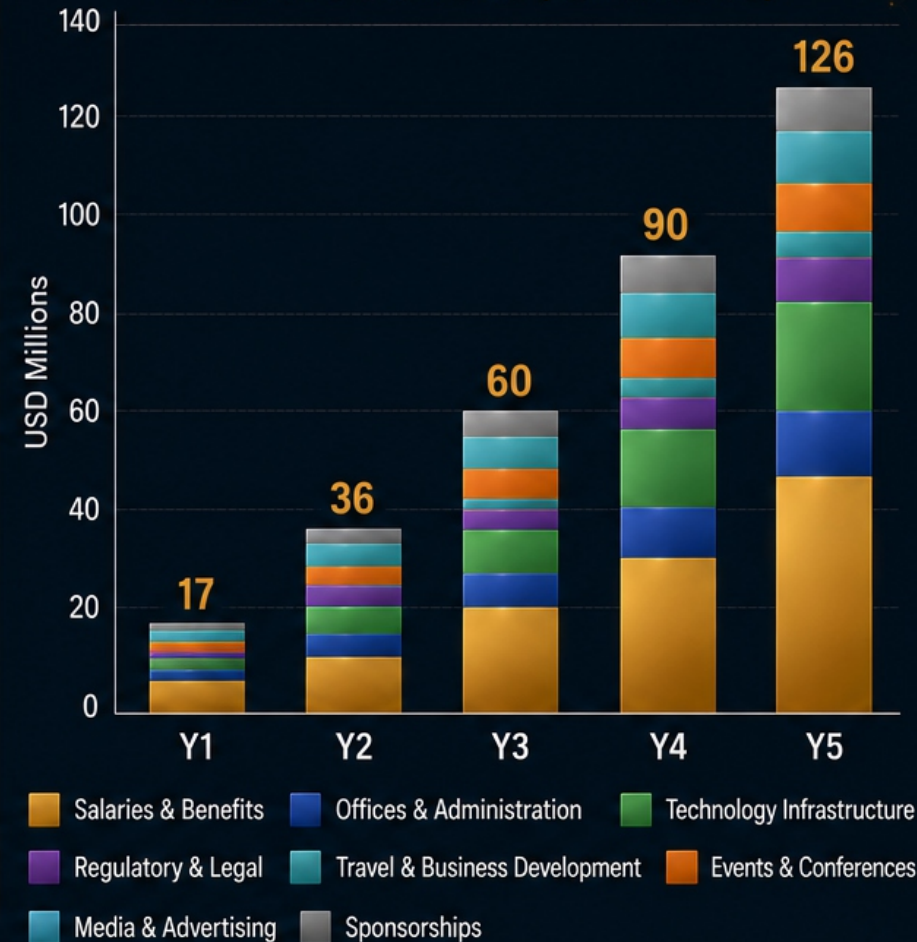
EXPENSES

(USD MILLIONS)



EXPENSE CATEGORY	Y1	Y2	Y3	Y4	Y5
Salaries & Benefits	5	10	18	28	40
Offices & Administration	2	4	6	8	10
Technology Infrastructure	3	6	10	15	22
Regulatory & Legal	2	3	4	5	6
Travel & Business Development	2	4	6	8	10
Events & Conferences	1	2	4	6	8
Media & Advertising	2	5	8	12	18
Sponsorships	0	2	4	8	12
TOTAL OPERATING COSTS	17	36	60	90	126

TOTAL OPERATING COSTS (USD MILLIONS)



SCALABLE COST STRUCTURE

Operating leverage improves as transaction volumes grow.



STRATEGIC INVESTMENTS

Investments in technology, marketing and global presence drive long-term growth.



EFFICIENT & DISCIPLINED

Strong cost discipline with focus on high-impact, revenue-generating activities.



METALPLAT

AI-POWERED 24/7
GLOBAL METALS TRADE INFRASTRUCTURE

FINANCIAL SUMMARY

5-YEAR FINANCIAL OUTLOOK

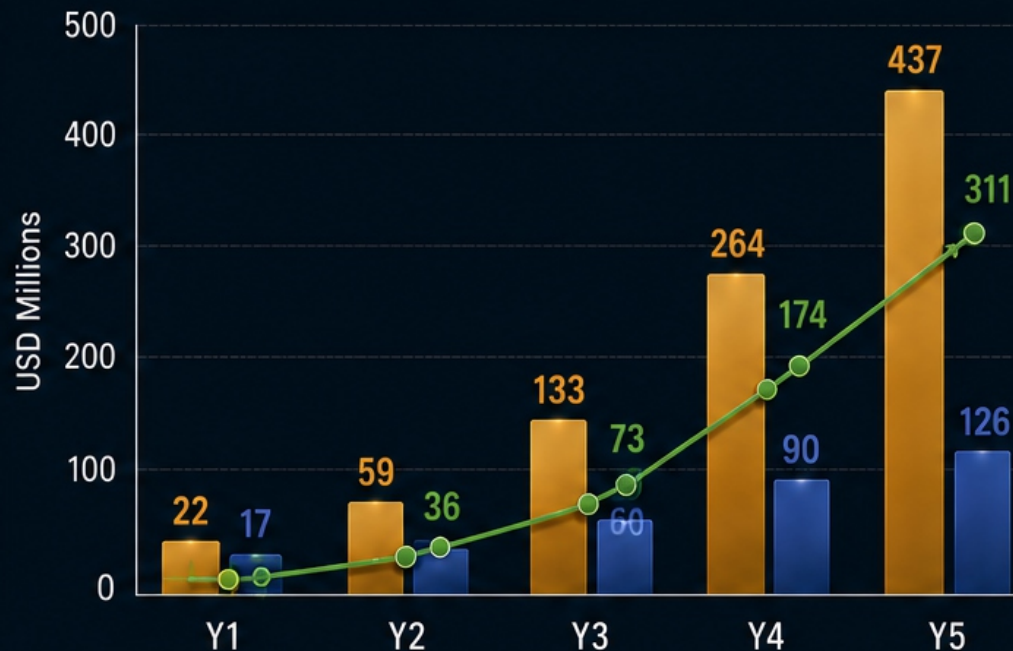
(USD MILLIONS)



YEAR	Y1	Y2	Y3	Y4	Y5
REVENUE	22	59	133	264	437
EXPENSES	17	36	60	90	126
EBITDA	5	23	73	174	311

FINANCIAL SUMMARY (USD MILLIONS)

Revenue Expenses EBITDA



STRONG REVENUE GROWTH

Revenue scales from \$22M in Y1 to \$437M in Y5, driven by increasing transaction volumes and service adoption.



EBITDA ACCELERATION

EBITDA grows from \$5M in Y1 to \$311M in Y5, reflecting operating leverage and margin expansion.



IMPROVING MARGINS

Strong cost discipline and scalable infrastructure deliver significant operating leverage and higher profitability over time.

SCALABLE. PROFITABLE. INFRASTRUCTURE FOR THE FUTURE OF GLOBAL METALS TRADE.



GROWTH CASE

Assumes:

- Faster bank adoption
- Multiple vault partnerships
- Regional expansion success



Year 5 Metric	Growth Case
Daily Volume	4 tons
Annual Revenue	\$700M
EBITDA	\$500M



AGGRESSIVE CASE

Assumes:

- Major bank partnerships
- Multiple regions
- Institutional liquidity network



Year 5 Metric	Aggressive Case
Daily Volume	5 tons
Annual Revenue	\$900M – \$1.1B
EBITDA	\$650M – \$800M



STRONG UPSIDE POTENTIAL

Scalable model with significant revenue and EBITDA expansion under accelerated adoption and partnerships.



GLOBAL INFRASTRUCTURE OPPORTUNITY

MetalPlat is positioned to become the leading non-custodial infrastructure for the global precious metals ecosystem.





METALPLAT

AI-POWERED 24/7
GLOBAL METALS TRADE INFRASTRUCTURE

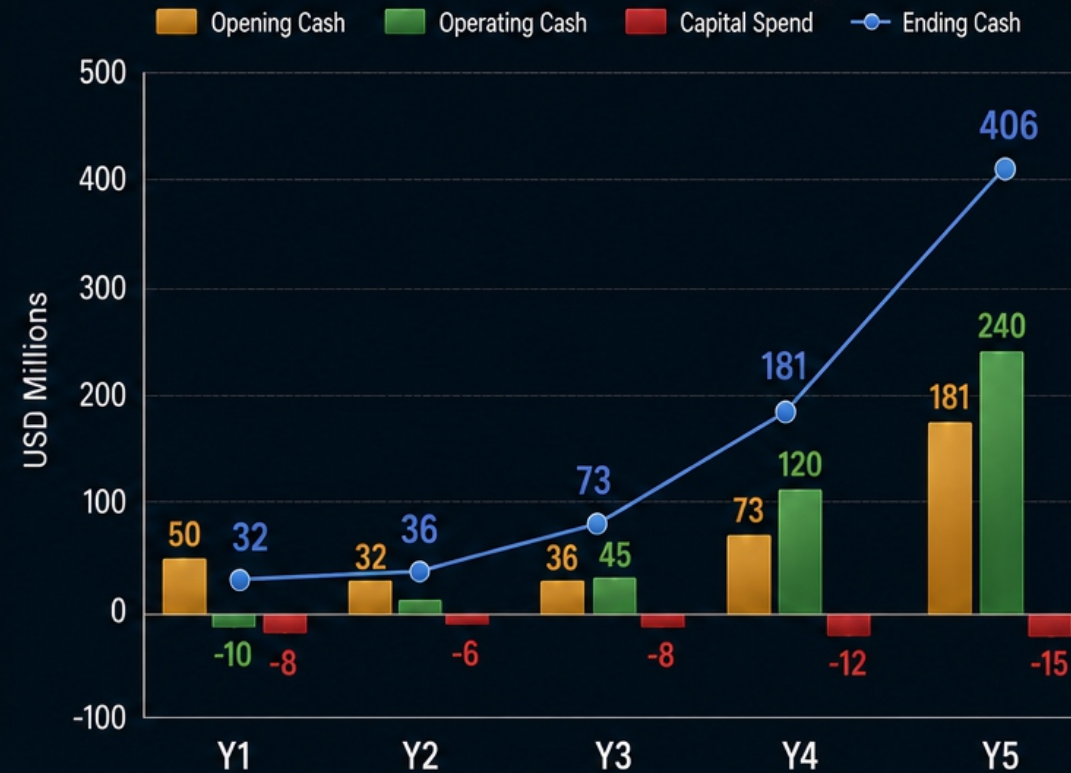
5-YEAR CASH FLOW

(USD MILLIONS)



YEAR	Y1	Y2	Y3	Y4	Y5
OPENING CASH	50	32	36	73	181
OPERATING CASH	-10	10	45	120	240
CAPITAL SPEND	-8	-6	-8	-12	-15
ENDING CASH	32	36	73	181	406

CASH FLOW OVER 5 YEARS (USD MILLIONS)



STRONG CASH GENERATION

Operating cash turns positive in Year 2 and scales significantly driven by volume growth.



PRUDENT INVESTMENT

Strategic capital spend supports infrastructure, technology and global expansion.



HEALTHY CASH POSITION

Ending cash grows from \$32M in Y1 to \$406M in Y5, ensuring financial strength.



BUILT FOR SCALE

Strong cash flow foundation enables scale, partnerships and long-term value creation.

SCALABLE. PROFITABLE. INFRASTRUCTURE FOR THE FUTURE OF GLOBAL METALS TRADE.



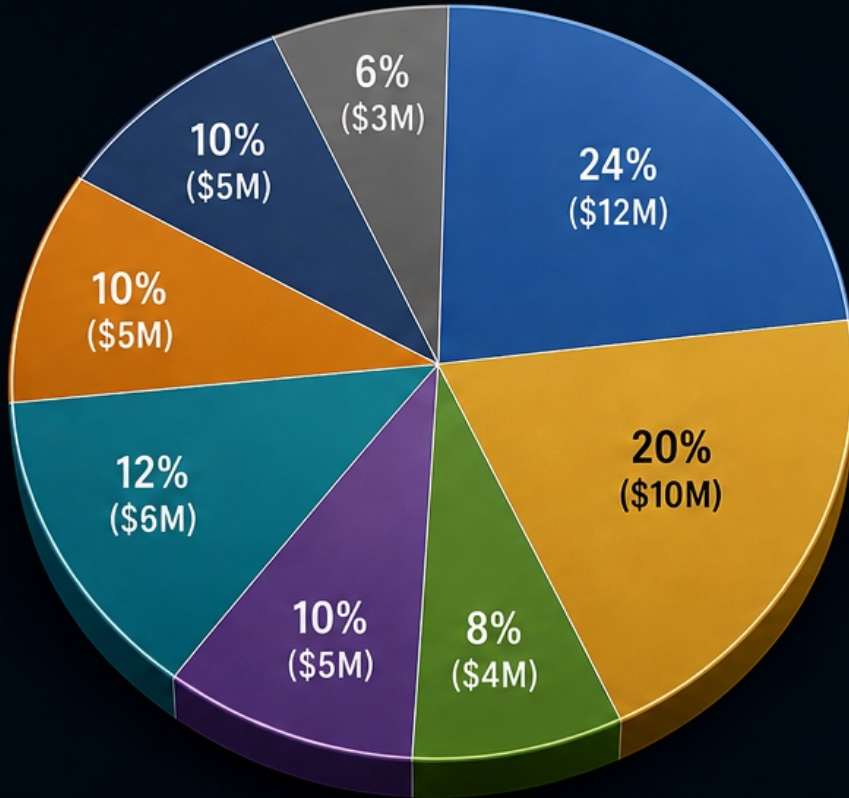
METALPLAT

— INFRASTRUCTURE —

AI-POWERED GLOBAL METALS TRADE INFRASTRUCTURE

USE OF FUNDS

STRATEGIC ALLOCATION OF US\$ 50 MILLION
TO DRIVE GROWTH, SCALE, AND LONG-TERM VALUE



CATEGORY	AMOUNT (USD)
Technology Development	\$12M
Global Expansion	\$10M
Regulatory & Legal	\$4M
Banking Integration	\$5M
Marketing & Media	\$6M
Business Development	\$5M
Working Capital	\$5M
Contingency Reserve	\$3M
TOTAL	\$50 MILLION



STRATEGIC INVESTMENT FOR SUSTAINABLE GROWTH

Fueling technology, global reach, and partnerships to build the **world's most trusted** metals trade network.



SCALABLE

Infrastructure for long-term impact



PROFITABLE

Strong unit economics and margin leverage



GLOBAL

Expanding across key markets worldwide



TRUSTED

Built on compliance, security and transparency



BUILDING THE FUTURE OF GLOBAL METALS TRADE

BUILDING THE INFRASTRUCTURE FOR THE FUTURE OF GLOBAL METALS TRADE

 **CONFIDENTIAL & PROPRIETARY**

This document is confidential and intended solely for the use of the recipient. It is shared with the expressed intention of exploring a potential investment or strategic partnership and may not be reproduced, distributed, or disclosed to any third party without prior written consent from MetalPlat Infrastructure.



EXECUTIVE SUMMARY

MetalPlat Infrastructure is building the world's first AI-powered, non-custodial infrastructure network for the global metals trade ecosystem. Our integrated platform connects buyers, sellers, refiners, logistics providers, and financial institutions through secure, transparent, and efficient digital rails.



GLOBAL SCOPE

Connecting key metals markets worldwide



AI-POWERED TECHNOLOGY

Driving efficiency, security, and smarter decisions



NON-CUSTODIAL INFRASTRUCTURE

Ensuring trust, compliance, and data sovereignty



SCALABLE & PROFITABLE

High-margin model with recurring revenue potential



SUSTAINABLE IMPACT

Enabling responsible and transparent metals trade



METALPLAT THESIS

Global precious metals trade \$615B in 2025 — fragmented, opaque, and inefficient.

- ✓ Existing solutions are custodial, regional, and lack true end-to-end integration.
- ✓ AI, blockchain, and real-time data networks now enable a new, secure, and scalable infrastructure layer.
- ✓ MetalPlat Infrastructure will become the central backbone powering the future of global metals trade.
- ✓ Early network leadership + scalability = durable competitive moat and extraordinary long-term value.

FUNDING PHASES

PHASE 1

FOUNDATION & TECHNOLOGY DEVELOPMENT



US\$ 15 MILLION

- Platform architecture & core infrastructure
- AI engine & data network development
- Regulatory framework & initial licensing
- Strategic partnerships & team expansion

DURATION: 0 – 12 MONTHS

PHASE 2

PLATFORM LAUNCH & GLOBAL EXPANSION



US\$ 20 MILLION

- Platform launch in key markets
- Banking & payment rail integrations
- Global marketing & brand building
- Network growth & user acquisition

DURATION: 12 – 24 MONTHS

PHASE 3

SCALE, INTEGRATION & NETWORK DOMINANCE



US\$ 15 MILLION

- Advanced AI & analytics capabilities
- Strategic acquisitions & ecosystem integration
- Expansion into new metals & geographies
- Strengthening network effects & profitability

DURATION: 24 – 48 MONTHS



DISCLAIMER

This presentation is for informational purposes only and does not constitute an offer to sell or a solicitation of an offer to buy any securities. The information contained herein is confidential and is intended solely for the use of the recipient. It may not be reproduced, distributed, or published, in whole or in part, without the prior written consent of MetalPlat Infrastructure.

This presentation includes forward-looking statements that involve risks and uncertainties. Actual results may differ materially from those anticipated. MetalPlat Infrastructure does not undertake any obligation to update or revise any forward-looking statements.

Investors should conduct their own due diligence and consult with their advisors before making any investment decision. Investments in early-stage companies involve a high degree of risk, including the potential loss of principal.



WHY INVEST IN METALPLAT

- Massive global market with strong tailwinds
- ✓ Unique AI-powered, non-custodial infrastructure
- ✓ Experienced team with deep industry expertise
- ✓ Scalable business model with high-margin potential
- ✓ Positioned to become the category-defining global leader



TOTAL FUNDING SOUGHT: US\$ 50 MILLION

TO BUILD THE WORLD'S MOST TRUSTED INFRASTRUCTURE FOR GLOBAL METALS TRADE



\$615B
GLOBAL PRECIOUS METALS TRADE IN 2025



HIGH-GROWTH
INDUSTRY WITH STRONG TAILWINDS



STRONG MOAT
TECHNOLOGY, NETWORK & DATA






WORLD-CLASS
TEAM & STRATEGIC PARTNERS



LONG-TERM VISION
BUILDING THE BACKBONE OF GLOBAL TRADE

CONTACT

-  Founder: Raj Tore
-  Email: Raj.Tore@metalplat.com
-  WhatsApp: +1650 3535 777

