



Project Name: _____
Location: _____
Item No: _____
Model No: _____
Quantity: _____

AcGuard

SLIM SERIES, PORTABLE SQ. POST



PORTABLE SELF SERVE FOOD SHIELD WITH 3 BAY PANELS



PORTABLE SELF SERVE FOOD SHIELD WITH 2 BAY PANELS

PORTABLE SELF SERVE FOOD SHIELD

ENHANCE AND PROTECT FOOD PRODUCT WITH A PORTABLE SNEEZE GUARD, SELF SERVE STYLE. FOOD SHIELDS ARE IDEAL FOR BUFFET LINES, BRUNCH, AND SERVICE STATIONS. STYLISH AND FUNCTIONAL PORTABLE FOOD SHIELD EASY TO ASSEMBLE, WILL NOT REQUIRE COUNTERTOP INSTALLATION. AVAILABLE IN SINGLE BAY OR MULTIPLE BAYS.

DESIGN DRAWINGS ARE PROVIDED FOR EACH STORE/LOCATION, WHICH INCLUDE AN OVER ALL PLAN LAY OUT OF SNEEZE GUARDS TO ENSURE EVERY FOOD AREA IS COVERED

SPECIFICATIONS

1" SQUARE STAINLESS STEEL TUBING CONSTRUCTION WITH SOLID STAINLESS STEEL GLASS CLAMPS, FLANGE POST AND END CAPS. STAINLESS STEEL TUBING SHALL BE 304 TYPE WITH #4 FINISH (BRUSHED) TIG WELDED CONSTRUCTION, CLEAN AND POLISHED TO A SMOOTH FINISH. 3/8" THICK PLEXIGLASS WITH FLAT POLISHED EDGES AT ALL SIDES (NO SHARP EDGES). SQUARE CORNERS.

STANDARD MODEL FEATURES

- 1" SQUARE STAINLESS STEEL POST
- SOLID STAINLESS STEEL GLASS CLAMPS
- STAINLESS STEEL FLANGE POST
- DURABLE 3/8" THICK CLEAR PLEXIGLASS
- EASY TO ASSEMBLE AND MOVE AROUND
- NO DRILLING COUNTERTOP FOR INSTALLATION
- AVAILABLE IN DIFFERENT SIZES, UP TO 5 BAY
- EASY TO DISASSEMBLE

AVAILABLE SIZES


PORTABLE MODELS ARE AVAILABLE IN STANDARD SIZE WITH 2-5 BAY GLASS PANELS. CUSTOM SIZE/ LENGTH AVAILABLE, CONSULT FACTORY FOR CUSTOM SIZE.



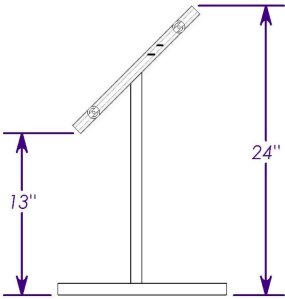
MODEL VIEWS

MODEL	SIZE	BAY	O.A. SIZE
PS-4	48"	1	48"
PS-8	96"	2	96"
PS-12	144"	3	144"
PS-16	192	4	192

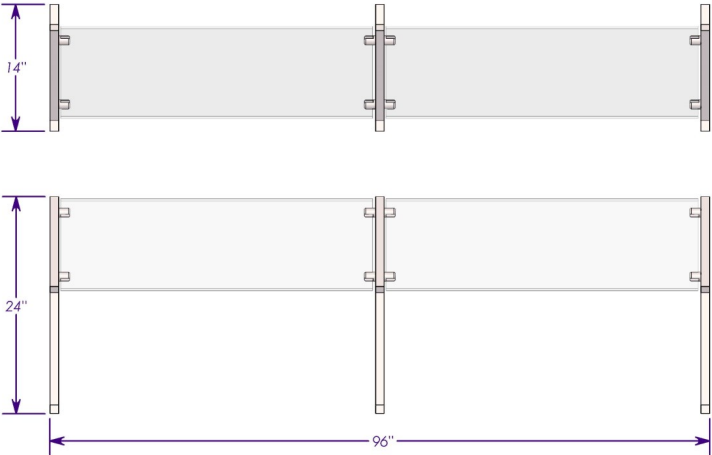
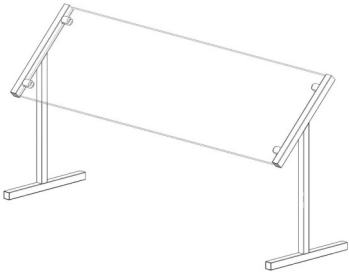
DIMENSIONS ARE FROM CENTER TO CENTER OF EACH POST. OVER ALL SIZE (O.A.) IS THE OUT-SIDE DIMENSION.



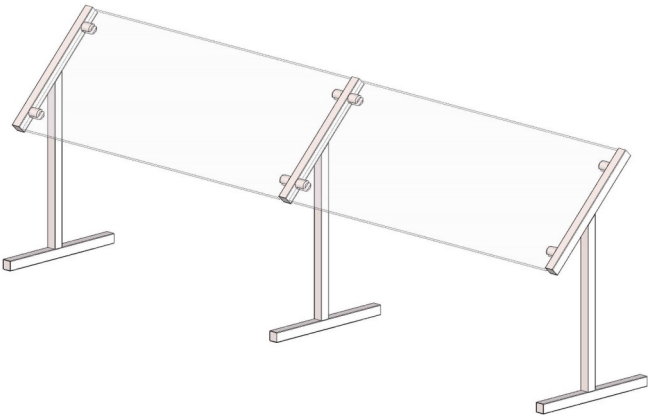
MODEL PS-4



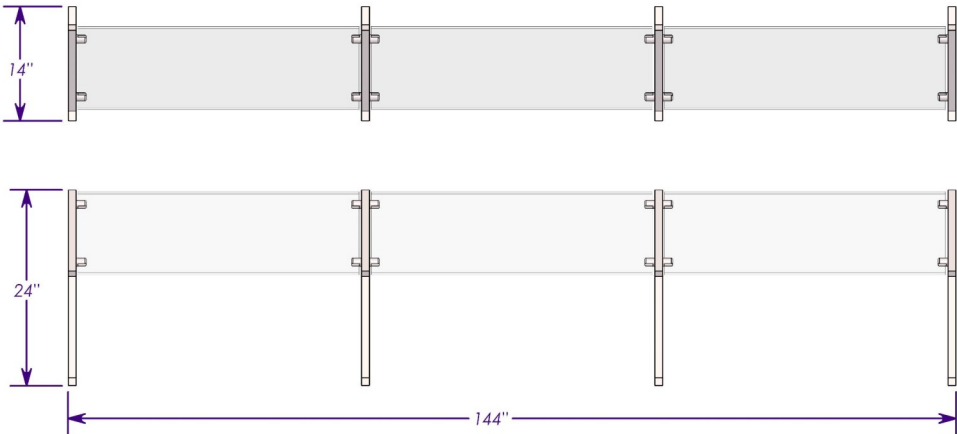
SIDE VIEW



MODEL PS-8



ISOMETRIC VIEW



MODEL PS-12



ISOMETRIC VIEW

