



Harborough Lights

Lighting Design Consultancy

Priced Version

inspired by lighting

As a high street retailer in a competitive market, we understand that our customers have many choices on where to shop, both on the high street and online. With this in mind, we have designed and sourced a new, unique lighting range, which we are proud to offer our customers. We have historically offered a wide array of products, suitable for all needs and this new range is certainly no exception.

Whether you are looking for that unique statement piece with outstanding design, have a project to complete or just want something that is not run of the mill, then this catalogue will fill you with design ideas, the highest of quality products, and a huge range of over 1000 items.

This catalogue has taken over two years to collate, picking out inventive, outstanding design concepts, not just as single products, but many ranges offering complementing suites of lighting to suit all your needs, from traditional to modern, contemporary, this catalogue collection has everything to transform any residential or commercial environment.

We pride ourselves on offering a personalised service to all of our customers, providing that personal touch to ensure you are guided and advised so that you not only purchase the most appropriate lighting for your needs, but you have an enjoyable experience and can be rest assured that you can contact us for any after sales service you may require, but most importantly the new collective offers something for everyone at exceptional prices.

Last but by no means least we hope you find our latest collections of interest, we value all of our customer feedback and look forward to being of service to you very soon.

...let there be light

All information provided in this catalogue is approximate for guidance only and are subject to alteration and modification.

Goods supplied may vary in detail from the illustrations, drawing and descriptions as a result of improvements. Colour finishes will be maintained as accurately as possible, but matching cannot be guaranteed.

No part of this catalogue may be reproduced or modified without the written consent of respective copyright owners.

E. & O. E.

© 2020 Respective Owners - All rights reserved



STATEMENT FIXTURES



010 - 017

COLLECTIONS



018 - 067

CRYSTAL & GLASS



068 - 119

FLUSH & SPOTLIGHTS




120 - 137

PENDANT COLLECTIONS




138 - 201

PLASTER & PAINTABLE



202 - 213

TIFFANY



214 - 239

BATHROOM



240 - 261

WALL LIGHTS




262 - 289

TABLE & FLOOR



290 - 309

OUTDOOR



























310 - 357

SHADES & NON-ELECTRIC



358 - 367

			
Agner 62	Ailefroide 345	Argentiere 310	Balmhorn 201
			
Barenhorn 320	Bartree 14	Battlihorn 142	Bego 268
			
Belledonne 240	Belvedere 253	Bernina 115	Beverin 18
			
Bietschhorn 352	Bionnassay 354	Birkenkofel 94	Bossons 158
			
Bouquetins 210	Brevent 184	Brunegghorn 130	Brunnistock 328
			
Buet 257	Capelet 42	Capucin 255	Carbone 350
			
Castello 170	Cavel 108	Cedera 106	Cevedale 215
			
Chabrieres 331	Chaiserstock 356	Chamonix 334	Charbonnel 200



Charforon 362



Charmoz 166



Chavalard 349




Chevalier 266



Ciamarella 133



Ciorneva 33



Cloutzau 246



Coltorondo 231



Combul 350



Cornour 243



Cornu 261



Cristallina 181




Dachstein 154



Daint 248



Desenigo 86




Diablerets 72



Dolent 30



Dormillouse 356



Dru 89



Edlenkopf 216



Eggishorn 178



Eiger 164



Einshorn 64



Entreves 139



Eveque 241



Faurio 288



Favre 326



Fess 80



Flavona 265



Flegere 344



Fletschhorn 44



Frisozzo 50



Gabelhorn 132



Gamskofel 150



Gele 13



Giferspitz 246



Giner 276



Glarnisch 12



Gouter 267



Graunock 351



Grepon 342



Grieshorn 234



Gris 135




Grivola 185



Groslockner 15



Guggernull 204



Haunold 214



Helbronner 146



Hochgolling 311



Hochgrabe 254



Hochkonig 323



Hochwang 90



Houches 278



Joly 314



Jorasses 196



Jungfrau 20



Kalkwand 194



Kolbenspitze 186



Lagginhorn 152



Lauvitel 358



Lauzieres 274



Lavaredo 347



Ledu 286



Lucendro 54



Lumbreida 262



Madrisahorn 352



Madun 168



Mahrenhorn 263



Malinvern 348



Maresensspitz 180



Maudit 355



Meduce 333



Meije 319



Miage 136



Monch 120



Monteaviolo 10



Montenvers 137



Monviso 357



Napfspitze 148



Nesthorn 250



Olan 244



Orsiera 252



Ortler 112



Parpaillon 189




Pelvoux 346



Pettini 332



Peuterey 340



Pflunspitze 264



Pizol 26



Planpraz 226



Plator 239



Pleureur 220



Posettes 101



































Pourri 187



Pouzenc 322



Presolana 16

			
Ramulazz 332	Recastello 259	Reckner 134	Redival 260
			
Regenstein 102	Reinhart 313	Reiseck 273	Rienzenstock 68
			
Rignais 258	Roseg 270	Rosenjoch 193	Rosstallispitz 92
			
Rothorn 66	Rotspitze 172	Ruinette 238	Ruvi 182
			
Sassiglion 271	Schildflue 218	Schilthorn 140	Schneekarkopf 191
			
Schober 272	Schwalbenkofel 242	Schwarzhorn 141	Schwarzhorn 239
			
Seichenkopf 120	Selerin 225	Serottini 174	Soprana 176
			
Taconnaz 237	Tacul 257	Taggliaferro 144	Taillefer 84



Talvena 36



Tauernkogel 17



Tenda 330



Torena 103



Triglav 190



Trugberg 275



Tschuggen 238



Valdeserta 236




Venosc 192



Wandfluhhorn 256



Wannenhorn 122



Weisshorn 329



Wetterspitze 82



Wildgrat 324



Wissensteinhorn 247



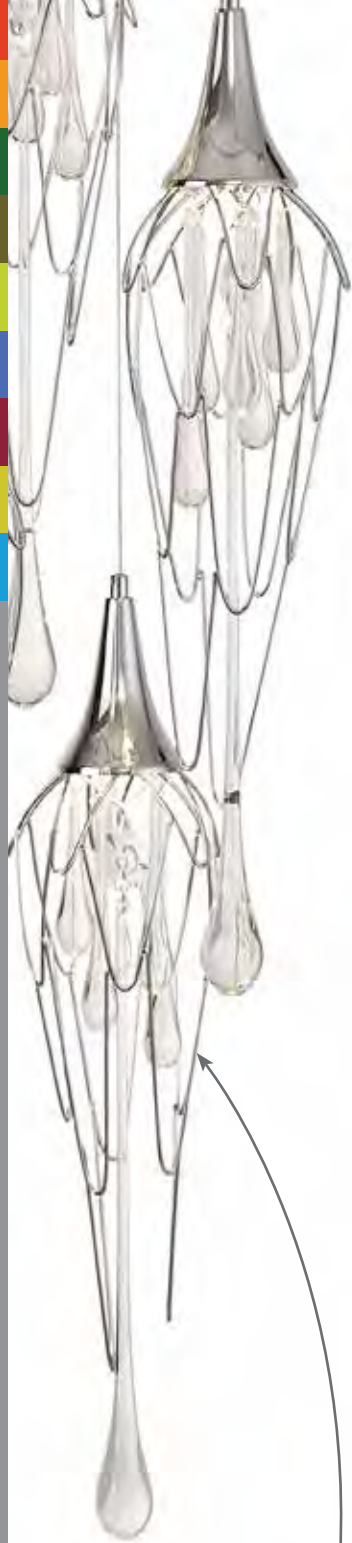
Wissigstock 188



Zellinkopf 353



Zugspitze 118



profound
metalwork

outrageously
gorgeous



HL3858 **NOW: £3510.00**

Size (mm): Ø 860 ↓ 1450-5580

Lamp: 18 x GU10 20W

Colour: Polished Chrome/Clear Glass

MONTEAVIOLO

This range of multiple pendants, takes the concept of a melting icicle one step further, not only using long clear crystal drops that mimic a falling drop of water but also shaping the frame which hosts them into a similar statement. The polished chrome metal frames are curved like slowly cascading water which the crystal drops and GU10 lampholders sit inside.

Images are not to scale

010

Range Characteristics:

Exclusive Design
Glass Droplets
Adjustable Height



substantial
glass droplet

HL3855 NOW: £188.00

Size (mm): Ø 140 ↓ 570-2370

Lamp: 1 x GU10 20W

Colour: Polished Chrome/Clear Glass



HL3856 NOW: £546.00

Size (mm): Ø 280 ↓ 580-2380

Lamp: 3 x GU10 20W

Colour: Polished Chrome/Clear Glass



sheer impact
each shade is
50cm tall

HL3857 NOW: £915.00

Size (mm): Ø 380 ↓ 580-3080

Lamp: 5 x GU10 20W

Colour: Polished Chrome/Clear Glass



HL3859 NOW: £551.00

Size (mm): ↗ 140 ↓ 580-2380 ↔ 660

Lamp: 3 x GU10 20W

Colour: Polished Chrome/Clear Glass

Range Characteristics:
3000K Warm White
Dimmable - Trailing Edge
3 Years Warranty



glacial effect



fantastic
lighting effect

HL3862 NOW: £3660.00

Size (mm): Ø 860 ↑ 900–5280

Lamp: 21 x Integral LED 4.5W, 3360lm

Colour: Polished Chrome/Clear Glass

GLARNISCH

This multiple LED pendant hosts a combination of inventive design concepts boasting an individuality within the lighting market. Each drop sees a rectangular glass piece with a central cut-out, moulded to replicate frozen water. The glacial effect looks even more captivating when illuminated by the integral 3000K LEDs.

Range Characteristics:

Exclusive Design
All Drops 5m Each
Adjustable Height



luxurious colour
combination

every shade is
handmade &
unique

HL3860 **NOW: £2160.00**

Size (mm): Ø 820 ↑ 1000–5260

Lamp: 21 x G9 33W

Colour: Polished Chrome/Clear/Amber/Smoked Glass

GELE

Geleed glass pieces diffuse the light emitted from the twenty-one G9 lampholders each suspended from an individual drop. With the picturesque collection of clear, amber and smoked glass a serene ambience is provoked by the textured surface of each glass piece which shimmers beneath the coloured tint like light on water.

Range Characteristics:
3000K Warm White
Dimmable - Trailing Edge
3 Years Warranty

opulent gold
finish

delicate
design

HL3863 **NOW: £2775.00**
Size (mm): Ø 860 ↑ 1200-5340
Lamp: 21 x Integral LED 4.5W, 3360lm
Colour: Painted Brushed Gold/Clear Glass

BARTREE

This multiple pendant has a painted brush gold finish which offsets perfectly against the 3000K integral LEDs. Each staggered suspension drop hosts a glass piece moulded to reflect crystallised ice which sits beneath the gold bands in which house the LED's. This pendant is visually dazzling when the fitting is illuminated yet still intriguing when the light is not in use.

Images are not to scale

014

Range Characteristics:

Exclusive Design
All Drops 5m Each
Adjustable Height

every shade is
handmade &
unique

elegant glass &
metal combination

HL3861 **NOW: £2874.00**

Size (mm): Ø 820 ↑ 1000–5260

Lamp: 21 x G9 33W

Colour: Brass/Copper/Cognac Glass/Cognac

GROSGLOCKNER

This round multiple pendant light is wonderfully artistic and decorative without compromising function. The incredible maximum 5m drop sees folds of copper and cognac glass around the G9 lampholders beautifully mimicing raw flecks of gold. This is a must have feature bringing a Grecian aura to a modern design.

Range Characteristics:
4000K Natural White
Dimmable - Trailing Edge
3 Years Warranty



HL3770 NOW: £885.00

Size (mm): Ø 800 ↓ 300–2000

Lamp: 3 x Integral LED 50W,30W,20W, 5470lm ☐

Colour: Matt White/Opal White

PRESOLANA

Comprised of three different sized 4000K LED loops, with a band of matt white metalwork between the diffusers, a puppeteer hanging method has been applied to each ring so they can be left level or individually angled to create a bespoke ascetic. The immense 100W output can be dimmed with a suitable dimmer module.

Range Characteristics:
Exclusive Design
Sphere Shape
Intricate Glass Discs

unique glass
discs



HL3315 **NOW: £404.00**

Size (mm): Ø 600 ↑ 600-1630

Lamp: 10 x E14 40W

Colour: Polished Chrome/Clear

TAUERNKOGEL

Drawing inspiration from a dandelion, this stylish pendant introduces a uniquely creative structure. A spherical central frame hosts a myriad of polished chrome rods at different lengths with glass discs, producing depth and dimension. The intricate pattern of the handmade glass adds further character to this stylish lighting solution.



subtle gold finish

HL3670 NOW: £195.00

Size (mm): ↗ 80 ↕ 335-1835 ↔ 570

Lamp: 4 x Integral LED 2W, 1120lm

Colour: Sand Black/Gold



adjustable

HL3671 NOW: £405.00

Size (mm): ↗ 80 ↕ 335-1835 ↔ 1280

Lamp: 10 x Integral LED 2W, 2800lm

Colour: Sand Black/Gold

BEVERIN



A fascinating original design concept sees central tubular columns each with protruding LED spotlight arms, combining an organic tree like design with modern technology. Not only is each fixture an eye-catching feature with their two tone colour finish, they also offer the opportunity to control the directionality of the light emitted as each LED arm is adjustable.

Range Characteristics:
3000K Warm White
Not Dimmable
3 Years Warranty

HL3673 NOW: £179.00
Size (mm): ↗ 150 ↓ 500 ↔ 180
Lamp: 2 x Integral LED 2W, 560lm
Colour: Sand Black/Gold



↪ adjustable



HL3669 NOW: £105.00
Size (mm): ↗ 100 ↓ 340-1810 ↔ 180
Lamp: 2 x Integral LED 2W, 560lm
Colour: Sand Black/Gold

HL3674 NOW: £374.00
Size (mm): Ø 300 ↓ 1530
Lamp: 6 x Integral LED 2W, 1680lm
Colour: Sand Black/Gold



switched

HL3672 NOW: £119.00
Size (mm): ↓ 180 ↔ 120 ↔ 225
Lamp: 2 x Integral LED 2W, 560lm
Colour: Sand Black/Gold



HL3571 NOW: £86.00

Size (mm): ↓ 110–670 ↔ 130–550

Lamp: 1 x Integral LED 5W, 310lm □

Colour: Black/Aluminium



HL3572 NOW: £186.00

Size (mm): ↓ 150–690 ↔ 180–1250

Lamp: 3 x Integral LED 5W, 930lm □

Colour: Black/Aluminium

JUNGFRAU

This comprehensive LED collection features built in 3000K LED's. The slim aluminium tubular LED heads each sit at the end of long flexible arms that are covered in a high quality soft touch rubber sleeving, which give the ingenious freedom to not only control the direction of the light projected but also permits the ability to manipulate the arms into your own bespoke design.

Range Characteristics:
3000K Warm White
Dimmable Ceiling Lights
3 Years Warranty

9 x the imagination

HL3574 NOW: £428.00

Size (mm): Ø 330-990 ↑ 750-1500

Lamp: 9 x Integral LED 4W, 2250lm □

Colour: Black/Aluminium

create your
own design

HL3573 NOW: £276.00

Size (mm): ↓ 150-690 ↔ 200-1310

Lamp: 5 x Integral LED 5W, 1550lm □

Colour: Black/Aluminium



HL3575 **NOW: £428.00**
Size (mm): ↓ 240–1870 ↔ 950–1870
Lamp: 8 x Integral LED 4W, 2000lm ☐
Colour: Black/Aluminium

JUNGFRAU 

This comprehensive LED collection features built in 3000K LED's. The slim aluminium tubular LED heads each sit at the end of long flexible arms that are covered in a high quality soft touch rubber sleeving, which give the ingenious freedom to not only control the direction of the light projected but also permits the ability to manipulate the arms into your own bespoke design.

Images are not to scale

022

Range Characteristics:
3000K Warm White
Dimmable Ceiling Lights
3 Years Warranty



HL3576 NOW: £87.00

Size (mm): ↓ 150-660 ↔ 130-420 ↗ 150-670

Lamp: 1 x Integral LED 5W, 311lm

Colour: Black/Aluminium



HL3578 NOW: £179.00

Size (mm): ↓ 1290-1870 ↔ 230-750

Lamp: 1 x Integral LED 7W, 436lm

Colour: Black/Aluminium

HL3577 NOW: £113.00

Size (mm): ↓ 490-860 ↔ 170-535

Lamp: 1 x Integral LED 7W, 436lm

Colour: Black/Aluminium



HL4184 NOW: £428.00

Size (mm): ↓ 240–1870 ↔ 950–1870

Lamp: 8 x Integral LED 4W, 2000lm ☐

Colour: Black/Satin Copper



pure satin copper



HL4185 NOW: £87.00

Size (mm): ↓ 150–660 ↔ 130–420

↔ 150–670

Lamp: 1 x Integral LED 5W, 311lm ☐

Colour: Black/Satin Copper



HL4182 NOW: £276.00

Size (mm): ↓ 150–690 ↔ 200–1310

Lamp: 5 x Integral LED 5W, 1550lm ☐

Colour: Black/Satin Copper



HL4186 NOW: £113.00

Size (mm): ↓ 490–860 ↔ 170–535

Lamp: 1 x Integral LED 7W, 436lm

Colour: Black/Satin Copper

Range Characteristics:
3000K Warm White
Dimmable Ceiling Lights
3 Years Warranty



HL4183 NOW: £428.00
Size (mm): Ø 330–990 ↑ 750–1500
Lamp: 9 x Integral LED 4W, 2250lm ☐
Colour: Black/Satin Copper

flexibility =
designability



HL4187 NOW: £179.00
Size (mm): ↓ 1290–1870 ↔ 230–750
Lamp: 1 x Integral LED 7W, 436lm ☐
Colour: Black/Satin Copper



HL4181 NOW: £186.00
Size (mm): ↓ 150–690 ↔ 180–1250
Lamp: 3 x Integral LED 5W, 930lm ☐
Colour: Black/Satin Copper



HL4180 NOW: £86.00
Size (mm): ↓ 110–670 ↔ 130–550
Lamp: 1 x Integral LED 5W, 310lm ☐
Colour: Black/Satin Copper



HL3180 **NOW: £209.00**
Size (mm): ↗ 220 ↓ 540 ↔ 335
Lamp: 8 x Integral LED 3W, 1320lm
Colour: Black/Antique Brass/Frosted White



HL3177 **NOW: £284.00**
Size (mm): Ø 500 ↓ 90
Lamp: 12 x Integral LED 3W, 1980lm
Colour: Black/Antique Brass/Frosted White

PIZOL

The harmoniously placed, round compact 3W LED heads are distributed along the sleek fluidic lines to create an art nouveau concept, bringing the essence of nature into your home. High efficiency LED technology partnered with the form of the fixtures and its black/antique brass finish provides an idyllic balance and produces a range that attracts the attention it deserves.

Range Characteristics:
3000K Warm White
Not Dimmable
3 Years Warranty

perfect colour
combination



HL3179 NOW: £419.00

Size (mm): ↗ 220 ↓ 400–1800 ↔ 1085

Lamp: 16 x Integral LED 3W, 2640lm

Colour: Black/Antique Brass/Frosted White



HL3178 NOW: £665.00

Size (mm): Ø 800 ↓ 105

Lamp: 28 x Integral LED 3W, 4400lm

Colour: Black/Antique Brass/Frosted White



HL3181 NOW: £107.00

Size (mm): ↓ 290 ↔ 200 ↳ 80

Lamp: 3 x Integral LED 3W, 495lm

Colour: Black/Antique Brass/Frosted White

high lumen
LED technology



HL3182 NOW: £149.00

Size (mm): ↓ 290 ↔ 265 ↳ 80

Lamp: 5 x Integral LED 3W, 825lm

Colour: Black/Antique Brass/Frosted White

PIZOL

The harmoniously placed, round compact 3W LED heads are distributed along the sleek fluidic lines to create an art nouveau concept, bringing the essence of nature into your home. High efficiency LED technology partnered with the form of the fixtures and its black/antique brass finish provides an idyllic balance and produces a range that attracts the attention it deserves.

Range Characteristics:
3000K Warm White
Not Dimmable
3 Years Warranty



now that's
a statement



HL3183 **NOW: £713.00**

Size (mm): ↓ 1500 ↔ 760 ⇨ 90

Lamp: 20 x Integral LED 3W, 3300lm

Colour: Black/Antique Brass/Frosted White



perfect contrast

attention to detail

substantial
metal work



HL3552 NOW: **£395.00**

Size (mm): Ø 705 ↑ 700-1200

Lamp: 5 x E27 60W

Colour: Brown Oxide/Bronze/Clear

DOLENT

The Medieval notion of illuminating a room by sitting candles along a hanging frame has been re-imagined with modern day materials to design a collection which will enhance a traditionally styled setting. The Brown Oxide and Bronze finish gives the fixtures an antique feel whilst the glass cylinders surrounding the E27 lampholders furthers the historic ambience.

Images are not to scale

030

Range Characteristics:
Robust Construction
Bronze Details
Substantial Glass Shades

HL3551 NOW: £272.00
Size (mm): Ø 625 ↑ 630–1130
Lamp: 3 x E27 60W
Colour: Brown Oxide/Bronze/Clear

cylindrical glass
shades



HL3555 NOW: £146.00
Size (mm): ↑ 213 ↔ 340 ↳ 177
Lamp: 2 x E27 60W
Colour: Brown Oxide/Bronze/Clear



HL3554 NOW: £83.00
Size (mm): ↑ 213 ↔ 100 ↳ 177
Lamp: 1 x E27 60W
Colour: Brown Oxide/Bronze/Clear

Range Characteristics:
Robust Construction
Bronze Details
Substantial Glass Shades



HL3553 **NOW: £567.00**

Size (mm): ↗ 400 ↕ 520-1600 ↔ 840

Lamp: 6 x E27 60W

Colour: Brown Oxide/Bronze/Clear

Range Characteristics:
Chaotic Charm
Large Glass Balls
Complementing Colours

multi height
options

ball-tastic

HL3732 NOW: £375.00

Size (mm): Ø 780 ↑ 700/1400

Lamp: 12 x G9 28W

Colour: Matt Black/Antique Brass/Cognac

CIORNEVA

A truly imaginative concept sees the central matt black frames as hosts to a variety of chaotic antique brass tubes and cognac glass which present an overall imitation of a pipeline system. The contrast of the dark finish against the lighter antique brass accentuates this collection's industrial ambience designed by imitating repurposed materials.



120mm glass
globes

HL3730 NOW: £149.00

Size (mm): Ø 590 ↑ 340

Lamp: 5 x G9 28W

Colour: Matt Black/Antique Brass/Cognac



HL3731 NOW: £207.00

Size (mm): Ø 850 ↑ 340

Lamp: 9 x G9 28W

Colour: Matt Black/Antique Brass/Cognac

Range Characteristics:
Chaotic Charm
Large Glass Balls
Complementing Colours

can be
← mounted in any →
direction



HL3733 NOW: £80.00

Size (mm): ↓ 400 ↔ 185 ↳ 180

Lamp: 2 x G9 28W

Colour: Matt Black/Antique Brass/Cognac



HL3735 NOW: £375.00

Size (mm): Ø 450 ↑ 1550

Lamp: 8 x G9 28W

Colour: Matt Black/Antique Brass/Cognac



HL3734 NOW: £89.00

Size (mm): Ø 390 ↑ 605

Lamp: 2 x G9 28W □

Colour: Matt Black/Antique Brass/Cognac



HL4112 NOW: £94.00

Size (mm): Ø 350 ↑ 135

Lamp: 3 x E14 40W

Colour: Matt Grey/Polished Chrome/Cognac



rustic oil bronze
colour finish

HL4144 NOW: £94.00

Size (mm): Ø 350 ↑ 135

Lamp: 3 x E14 40W

Colour: Oiled Bronze/Polished Chrome/Amber

TALVENA

An exquisitely intricate frame crosses over the tinted cylindrical glass which houses E14 lampholders. All seven designs are available in two colour finishes. Each light follows a fairly standard composition whereas the round pendant 4 light has the lampholders situated at either end of two bars which can be pivoted and turned showing art imitating function.



Range Characteristics:
2 Colour Options
Enhancing Glass Shades
Polished Chrome Detail

toggle switch

HL4111 NOW: £33.00

Size (mm): ↓ 150 ↔ 90 ⇨ 140

Lamp: 1 x E14 40W

Colour: Matt Grey/Polished Chrome/Cognac



HL4113 NOW: £130.00

Size (mm): ↗ 150 ↓ 150 ↔ 740 ⇨ 165

Lamp: 4 x E14 40W

Colour: Matt Grey/Polished Chrome/Cognac



HL4143 NOW: £33.00

Size (mm): ↓ 150 ↔ 90 ⇨ 140

Lamp: 1 x E14 40W

Colour: Oiled Bronze/Polished Chrome/Amber

adjustable



HL4145 NOW: £130.00

Size (mm): ↗ 150 ↓ 165 ↔ 740 ⇨ 165

Lamp: 4 x E14 40W

Colour: Oiled Bronze/Polished Chrome/Amber



latest interior
design colour



HL4114 NOW: £56.00

Size (mm): Ø 90 ↑ 250–1250

Lamp: 1 x E14 40W

Colour: Matt Grey/Polished Chrome/Cognac



HL4116 NOW: £164.00

Size (mm): Ø 320 ↑ 250–1250

Lamp: 3 x E14 40W

Colour: Matt Grey/Polished Chrome/Cognac

TALVENA

An exquisitely intricate frame crosses over the tinted cylindrical glass which houses E14 lampholders. All seven designs are available in two colour finishes. Each light follows a fairly standard composition whereas the round pendant 4 light has the lampholders situated at either end of two bars which can be pivoted and turned showing art imitating function.

Range Characteristics:
2 Colour Options
Enhancing Glass Shades
Polished Chrome Detail



polished
chrome detail

glass cylinders

HL4148 NOW: £164.00

Size (mm): Ø 320 ↓ 250-1250

Lamp: 3 x E14 40W

Colour: Oiled Bronze/Polished Chrome/Amber



HL4146 NOW: £56.00

Size (mm): Ø 90 ↓ 250-1250

Lamp: 1 x E14 40W

Colour: Oiled Bronze/Polished Chrome/Amber



HL4147 NOW: £194.00

Size (mm): ↗ 80 ↓ 250–1250 ↔ 840

Lamp: 4 x E14 40W

Colour: Oiled Bronze/Polished Chrome/Amber



HL4115 NOW: £194.00

Size (mm): ↗ 80 ↓ 250–1250 ↔ 840

Lamp: 4 x E14 40W

Colour: Matt Grey/Polished Chrome/
Cognac

TALVENA

An exquisitely intricate frame crosses over the tinted cylindrical glass which houses E14 lampholders. All seven designs are available in two colour finishes. Each light follows a fairly standard composition whereas the round pendant 4 light has the lampholders situated at either end of two bars which can be pivoted and turned showing art imitating function.

Range Characteristics:
2 Colour Options
Enhancing Glass Shades
Polished Chrome Detail



HL4117 NOW: £173.00

Size (mm): ↗ 200 ↓ 250-1260 ↔ 480

Lamp: 4 x E14 40W

Colour: Matt Grey/Polished Chrome/Cognac



HL4149 NOW: £173.00

Size (mm): ↗ 200 ↓ 250-1260 ↔ 480

Lamp: 4 x E14 40W

Colour: Oiled Bronze/Polished Chrome/Amber



superb uniform light output



HL3049 **NOW: £359.00**

Size (mm): Ø 620 ↑ 330

Lamp: 3 x Integral LED 12W, 2880lm

Colour: Polished Chrome/Silver/Frosted White

CAPELET

Presenting a design with polished chrome detail and silver framework that is handcrafted to reflect lengths of ribbon which gently twist into a substantial ring at the end. These rings encircle the round diffuser disc encapsulating the 3000K LEDs. The flat opal surface dispels the optimum amount of light to ensure a uniform output from the integrated high efficiency LEDs.

Images are not to scale

042

Range Characteristics:
3000K Warm White
Not Dimmable
3 Years Warranty

HL3051 NOW: £114.00

Size (mm): ↓ 335 ↔ 150 ⇨ 190

Lamp: 1 x Integral LED 10W, 800lm

Colour: Polished Chrome/Silver/Frosted White

switched →



HL3050 NOW: £114.00

Size (mm): ↓ 335 ↔ 150 ⇨ 190

Lamp: 1 x Integral LED 10W, 800lm

Colour: Polished Chrome/Silver/Frosted White

switched →

HL3052 NOW: £125.00

Size (mm): Ø 155 ↓ 400

Lamp: 1 x Integral LED 10W, 800lm

Colour: Polished Chrome/Silver/Frosted White





HL3657 NOW: £173.00

Size (mm): ↗ 290 ↕ 365 ↔ 640

Lamp: 4 x G9 28W

Colour: Polished Chrome/Smoked



HL3303 NOW: £389.00

Size (mm): ↗ 420 ↕ 490-1340 ↔ 1100

Lamp: 7 x G9 28W

Colour: Polished Chrome/Smoked

extra large
180mm diameter

FLETSCHHORN

This is a fun, bubbly, inventive design. The frames are host to a collection of unique coloured glass spheres in which the G9 lampholders are concealed. This creative concept emits an intriguing presence when the light from the chosen G9s is dispersed through the tinted effect yet its artistic structure leaves a standout piece even when not in use.

Range Characteristics:
WOW Factor Range
2 Colour Options
Contrasting Glass Balls




the more
the merrier

HL3659 **NOW: £465.00**
Size (mm): Ø 600 ↓ 800–2000
Lamp: 16 x G9 28W
Colour: Polished Chrome/Smoked




HL3306 **NOW: £119.00**
Size (mm): ↓ 310 ↔ 290 ↳ 220
Lamp: 2 x G9 28W
Colour: Polished Chrome/Smoked



HL3658 **NOW: £135.00**
Size (mm): Ø 360 ↓ 500–2100
Lamp: 5 x G9 28W
Colour: Polished Chrome/Smoked



HL3660 NOW: £59.00
Size (mm): Ø 200 ↑ 200
Lamp: 1 x G9 28W ☐
Colour: Polished Chrome/Smoked



HL3305 NOW: £179.00
Size (mm): ↗ 290 ↓ 600 ↔ 340
Lamp: 3 x G9 28W ☐
Colour: Polished Chrome/Smoked

simply stunning

*non-illuminating
contrast*

marble base



HL3304 NOW: £449.00
Size (mm): ↗ 390 ↓ 1700 ↔ 420
Lamp: 8 x G9 28W
Colour: Polished Chrome/Smoked

FLETSCHHORN

This is a fun, bubbly, inventive design. The frames are host to a collection of unique coloured glass spheres in which the G9 lampholders are concealed. This creative concept emits an intriguing presence when the light from the chosen G9s is dispersed through the tinted effect yet its artistic structure leaves a standout piece even when not in use.

Range Characteristics:
WOW Factor Range
2 Colour Options
Contrasting Glass Balls



*non-illuminating
contrast*

HL3665 **NOW: £173.00**

Size (mm): ↗ 290 ↕ 365 ↔ 640

Lamp: 4 x G9 28W

Colour: Antique Copper/Opal & Copper



HL3661 **NOW: £389.00**

Size (mm): ↗ 430 ↕ 490-1340 ↔ 1100

Lamp: 7 x G9 28W

Colour: Antique Copper/Opal & Copper



HL3662 NOW: £449.00
Size (mm): ↗ 390 ↓ 1700 ↔ 420
Lamp: 8 x G9 28W
Colour: Antique Copper/Opal & Copper

awesome

marble base



HL3664 NOW: £119.00
Size (mm): ↓ 320 ↔ 295 ↗ 215
Lamp: 2 x G9 28W
Colour: Antique Copper/Opal & Copper



HL3663 NOW: £179.00
Size (mm): ↗ 290 ↓ 600 ↔ 340
Lamp: 3 x G9 28W □
Colour: Antique Copper/Opal & Copper

FLETSCHHORN

This is a fun, bubbly, inventive design. The frames are host to a collection of unique coloured glass spheres in which the G9 lampholders are concealed. This creative concept emits an intriguing presence when the light from the chosen G9s is dispersed through the tinted effect yet its artistic structure leaves a standout piece even when not in use.



eye-catching
range that
is simply
stunning

Range Characteristics:
WOW Factor Range
2 Colour Options
Contrasting Glass Balls



HL3666 NOW: £135.00
Size (mm): Ø 360 ↓ 500–2100
Lamp: 5 x G9 28W
Colour: Antique Copper/Opal & Copper

HL3667 NOW: £465.00
Size (mm): Ø 600 ↓ 800–2000
Lamp: 16 x G9 28W
Colour: Antique Copper/Opal & Copper



HL3668 NOW: £59.00
Size (mm): Ø 200 ↓ 200
Lamp: 1 x G9 28W □
Colour: Antique Copper/Opal & Copper



HL3651 NOW: £69.00
Size (mm): ↓ 200–640 ↔ 100–850
Lamp: 2 x E27 40W ☐
Colour: Satin White/Satin Nickel



HL3652 NOW: £83.00
Size (mm): ↓ 200–640 ↔ 100–850
Lamp: 3 x E27 40W ☐
Colour: Satin White/Satin Nickel



HL3644 NOW: £69.00
Size (mm): ↓ 200–640 ↔ 100–850
Lamp: 2 x E27 40W ☐
Colour: Satin Black/Brushed Copper



HL3645 NOW: £83.00
Size (mm): ↓ 200–640 ↔ 100–850
Lamp: 3 x E27 40W ☐
Colour: Satin Black/Brushed Copper

*get creative with
the lamps*

FRISOZZO

It is often crucial for the lighting in certain settings to be suitable and often also adaptable to particular tasks. This ingeniously designed range hosts E27 lampholders situated at the end of flexible arms. The length of each arm not only allows you to project the light in the desired direction but also gives the creative freedom to make your fitting bespoke.

Range Characteristics:
Create Your Own Design
Completely Flexible Arms
Contrasting Lampholders



HL3646 NOW: £117.00
Size (mm): ↓ 200-640 ↔ 100-850
Lamp: 5 x E27 40W ☐
Colour: Satin Black/Brushed Copper



HL3653 NOW: £117.00
Size (mm): ↓ 200-640 ↔ 100-850
Lamp: 5 x E27 40W ☐
Colour: Satin White/Satin Nickel



HL3654 NOW: £45.00

Size (mm): ↓ 130–480 ↔ 130–480 ⇨ 150–500

Lamp: 1 x E27 40W ☐

Colour: Satin White/Satin Nickel



*soft touch
sleeve*

HL3650 NOW: £50.00

Size (mm): ↓ 200–640 ↔ 80–540

Lamp: 1 x E27 40W ☐

Colour: Satin White/Satin Nickel



HL3643 NOW: £50.00

Size (mm): ↓ 200–640 ↔ 80–540

Lamp: 1 x E27 40W ☐

Colour: Satin Black/Brushed Copper



HL647 NOW: £45.00

Size (mm): ↓ 130–480 ↔ 130–480 ⇨ 150–500

Lamp: 1 x E27 40W ☐

Colour: Satin Black/Brushed Copper

FRISOZZO

It is often crucial for the lighting in certain settings to be suitable and often also adaptable to particular tasks. This ingeniously designed range hosts E27 lampholders situated at the end of flexible arms. The length of each arm not only allows you to project the light in the desired direction but also gives the creative freedom to make your fitting bespoke.

Range Characteristics:
Excellent Diverse Range
Vast Colour Options
Exclusive Designs



HL3656 NOW: £194.00
Size (mm): ↓ 1140–1630 ↔ 250–1060
Lamp: 3 x E27 40W ☐
Colour: Satin White/Satin Nickel



HL3648 NOW: £69.00
Size (mm): ↓ 500–770 ↔ 170–430
Lamp: 1 x E27 40W ☐
Colour: Satin Black/Brushed Copper



HL3655 NOW: £69.00
Size (mm): ↓ 500–770 ↔ 170–430
Lamp: 1 x E27 40W ☐
Colour: Satin White/Satin Nickel

flexible arms



HL3649 NOW: £194.00
Size (mm): ↓ 1140–1630 ↔ 250–1060
Lamp: 3 x E27 40W ☐
Colour: Satin Black/Brushed Copper



HL3718 **NOW: £299.00**
Size (mm): Ø 940 ↑ 600-970
Lamp: 5 x E27 40W
Colour: Sand Black/Copper/White

perfect colour combinations

adjustable



LUCENDRO

This comprehensive collection of lighting solutions hosts an immense variety of fixtures giving the option to build character within a room setting based on the same design concept. The three neutral matt colour finishes available are each partnered with intricate detail finished in a traditional metallic finish to compliment and enhance the modern ambience of the design.

Range Characteristics:
3 Colour Options
Adjustable Heads
Extensive Range

HL3020 NOW: £299.00

Size (mm): Ø 940 ↑ 600-970

Lamp: 5 x E27 40W

Colour: Sand Grey/Copper/White



latest interior
design colour

telescopic



HL3021 NOW: £299.00

Size (mm): Ø 940 ↑ 600-970

Lamp: 5 x E27 40W

Colour: Sand White/Satin Nickel/White



adjustable



HL3719 NOW: £56.00

Size (mm): ↓ 260 ↔ 190 ↗ 350

Lamp: 1 x E27 40W

Colour: Sand Black/Copper/White



switched

HL3011 NOW: £56.00

Size (mm): ↓ 260 ↔ 190 ↗ 350

Lamp: 1 x E27 40W

Colour: Sand Grey/Copper/White



HL3012 NOW: £56.00

Size (mm): ↓ 260 ↔ 190 ↗ 350

Lamp: 1 x E27 40W

Colour: Sand White/Satin Nickel/White



HL3001 NOW: £89.00

Size (mm): ↗ 190 ↓ 350 ↔ 270

Lamp: 1 x E27 40W ☐

Colour: Sand Black/Copper/White



HL3002 NOW: £89.00

Size (mm): ↗ 190 ↓ 350 ↔ 270

Lamp: 1 x E27 40W ☐

Colour: Sand Grey/Copper/White



toggle switch

HL3003 NOW: £89.00

Size (mm): ↗ 190 ↓ 350 ↔ 270

Lamp: 1 x E27 40W ☐

Colour: Sand White/Satin Nickel/White

Range Characteristics:
Excellent Diverse Range
Vast Colour Options
Exclusive Designs

adjustable



HL3005 NOW: £101.00

Size (mm): ↗ 180 ↘ 470-600 ↔ 600

Lamp: 1 x E27 40W ☐

Colour: Sand Grey/Copper/White

adjustable



HL3716 NOW: £101.00

Size (mm): ↗ 190 ↘ 470-600 ↔ 600

Lamp: 1 x E27 40W ☐

Colour: Sand Black/Copper/White



HL3006 NOW: £101.00

Size (mm): ↗ 190 ↘ 470-600 ↔ 600

Lamp: 1 x E27 40W ☐

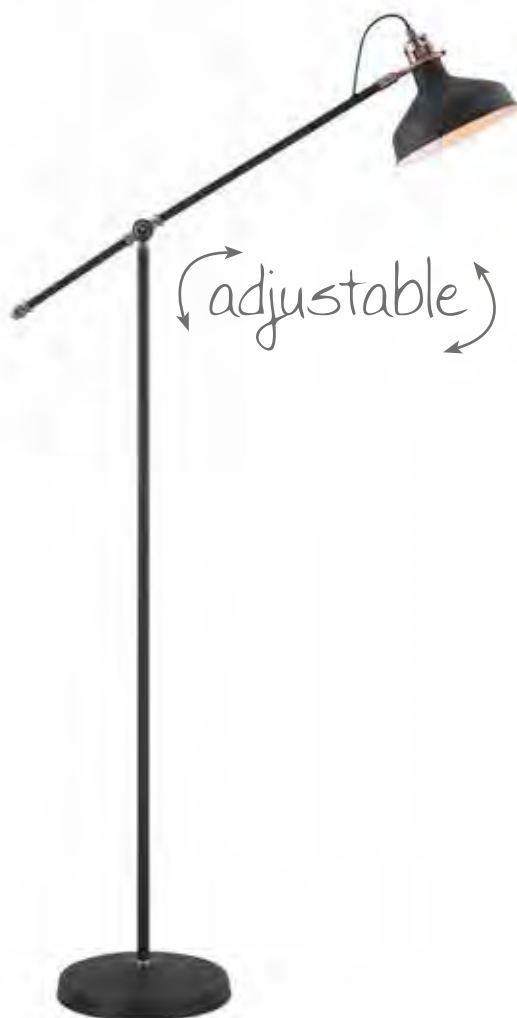
Colour: Sand White/Satin Nickel/White



HL3008 NOW: £131.00
Size (mm): ↗ 285 ↓ 1250–1640 ↔ 910
Lamp: 1 x E27 40W ☐
Colour: Sand Grey/Copper/White



HL3009 NOW: £131.00
Size (mm): ↗ 285 ↓ 1250–1640 ↔ 910
Lamp: 1 x E27 40W ☐
Colour: Sand White/Satin Nickel/White



HL3717 NOW: £131.00
Size (mm): ↗ 285 ↓ 1250–1640 ↔ 910
Lamp: 1 x E27 40W ☐
Colour: Sand Black/Copper/White

LUCENDRO

This comprehensive collection of lighting solutions hosts an immense variety of fixtures giving the option to build character within a room setting based on the same design concept. The three neutral matt colour finishes available are each partnered with intricate detail finished in a traditional metallic finish to compliment and enhance the modern ambience of the design.

Range Characteristics:
Excellent Diverse Range
Vast Colour Options
Exclusive Designs



HL3720 NOW: £170.00

Size (mm): ↗ 250 ↓ 1550 ↔ 580

Lamp: 2 x E27 40W ☐

Colour: Sand Grey/Copper/White

↻ adjustable ↻



HL3722 NOW: £170.00

Size (mm): ↗ 250 ↓ 1550 ↔ 580

Lamp: 2 x E27 40W ☐

Colour: Sand Black/Copper/White

ideal reading
lamp



HL3721 NOW: £170.00

Size (mm): ↗ 250 ↓ 1550 ↔ 580

Lamp: 2 x E27 40W ☐

Colour: Sand White/Satin Nickel/White



HL3014 NOW: £41.00
Size (mm): Ø 190 ↑ 220–1730
Lamp: 1 x E27 40W
Colour: Sand Grey/Copper/White



*gloss white
interior*



HL3015 NOW: £41.00
Size (mm): Ø 190 ↑ 220–1730
Lamp: 1 x E27 40W
Colour: Sand White/Satin Nickel/White



HL3013 NOW: £41.00
Size (mm): Ø 190 ↑ 220–1730
Lamp: 1 x E27 40W
Colour: Sand Black/Copper/White

LUCENDRO

This comprehensive collection of lighting solutions hosts an immense variety of fixtures giving the option to build character within a room setting based on the same design concept. The three neutral matt colour finishes available are each partnered with intricate detail finished in a traditional metallic finish to compliment and enhance the modern ambience of the design.

Images are not to scale

060




Range Characteristics:

3 Colour Options
Metallic Details
Extensive Range



HL3017 NOW: £62.00
Size (mm): Ø 300 ↑ 290–1800
Lamp: 1 x E27 40W
Colour: Sand Grey/Copper/White

simple & classy



HL3016 NOW: £62.00
Size (mm): Ø 300 ↑ 290–1800
Lamp: 1 x E27 40W
Colour: Sand Black/Copper/White



HL3018 NOW: £62.00
Size (mm): Ø 300 ↑ 290–1800
Lamp: 1 x E27 40W
Colour: Sand White/Satin Nickel/White



HL3093 NOW: £179.00

Size (mm): Ø 540 ↓ 100

Lamp: 3 x Integral LED 13W, 2342lm □

Colour: White/Opal White



HL3092 NOW: £125.00

Size (mm): ↗ 180 ↓ 100 ↔ 625

Lamp: 2 x Integral LED 12W, 1556lm □

Colour: White/Opal White



HL3095 NOW: £71.00

Size (mm): ↓ 70 ↔ 400 ↔ 100


Lamp: 1 x Integral LED 16W, 1041lm □

Colour: White/Opal White

↑
can be
← mounted in any →
direction
↓

AGNER

This visually intriguing collection of fixtures hosts slim, double narrow strips of smooth diffused light with a crisp 4000K colour temperature. A line of white framework runs along the middle of each wave like arm that are mounted on complimenting white bases. The intertwining arms create a design aspect with aesthetic impact thus furthering the attractive nature of this range.



Range Characteristics:
4000K Natural White
Not Dimmable
3 Years Warranty

exceptional
lumen output

HL3094 NOW: £260.00

Size (mm): Ø 560 ↑ 100

Lamp: 5 x Integral LED 12W, 3792lm □

Colour: White/Opal White



stunning
design

HL3429 NOW: £119.00

Size (mm): ↗ 120 ↑ 408 ↔ 212

Lamp: 2 x Integral LED 5W,7W, 757lm □

Colour: White/Opal White



HL3430 NOW: £308.00

Size (mm): ↗ 220 ↑ 1530 ↔ 326

Lamp: 2 x Integral LED 16W,20W, 2270lm □

Colour: White/Opal White



HL3297 **NOW: £290.00**
Size (mm): ↗ 280 ↘ 300–1750 ↔ 1000
Lamp: 1 x Integral LED 39W, 1950lm
Colour: Sand Gold/Opal White

EINSHORN

The rhythmic twists of this stunning fitting deliver a seamless flow of light. Despite the spiralled directionality of the integral LEDs the pendants as a whole emit an ambient glow of 3000K illumination. In order to offer a wider variety of LED options, this collection boasts a sand gold colour finish making this pendant range a rare must have entity.

Images are not to scale

064

Range Characteristics:

3000K Warm White

Not Dimmable

3 Years Warranty



HL3074 NOW: £284.00

Size (mm): Ø 600 ↑ 290–2000

Lamp: 1 x Integral LED 30W, 1800lm

Colour: Sand Gold/Opal White



up to 2m
in height



HL3077 NOW: £338.00

Size (mm): Ø 760 ↑ 300–2000

Lamp: 1 x Integral LED 39W, 2152lm

Colour: Sand Gold/Opal White



HL3078 NOW: £407.00

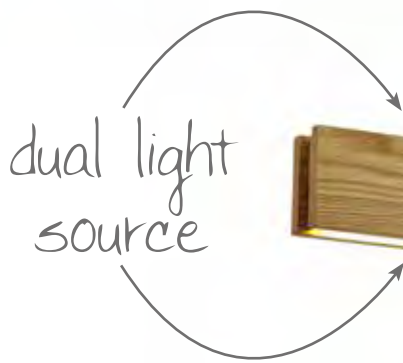
Size (mm): Ø 960 ↑ 320–2000

Lamp: 1 x Integral LED 42W, 2513lm

Colour: Sand Gold/Opal White



HL3188 NOW: £299.00
Size (mm): ↗ 60 ↓ 130 ↔ 1200
Lamp: 2 x Integral LED 18W, 1528lm
Colour: Medium Oak/Sand White/Frosted



HL3187 NOW: £344.00
Size (mm): ↗ 90 ↓ 170-1500 ↔ 1200
Lamp: 2 x Integral LED 20W, 1662lm
Colour: Medium Oak/Sand White/Frosted

ROTHORN

This collection takes you back to nature with its medium oak effect. Bringing a raw earthly essence to their given room setting, this comprehensive collection blends the wood like panels with a double source of integral warm 3000K LED's and contrasting matt white framework. A combination that perfectly complement one another to produce a tranquil appeal.

natural variations in the wood
colour may occur

Range Characteristics:
3000K Warm White
Not Dimmable
3 Years Warranty

up and down
light




HL3189 NOW: £149.00

Size (mm): ↑ 90 ↔ 575 ↗ 37

Lamp: 2 x Integral LED 10W, 968lm

Colour: Medium Oak/Sand White/Frosted



dual light source



HL3190 NOW: £194.00

Size (mm): ↗ 125 ↓ 375 ↔ 170

Lamp: 2 x Integral LED 6W, 450lm

Colour: Medium Oak/Sand White/Frosted

HL3191 NOW: £494.00

Size (mm): ↗ 175 ↓ 1650 ↔ 250

Lamp: 2 x Integral LED 18W, 1560lm

Colour: Medium Oak/Sand White/Frosted



HL3394 **NOW: £486.00**
Size (mm): Ø 600 ↑ 400–1500
Lamp: 12 x G9 33W
Colour: Polished Chrome



HL3395 **NOW: £756.00**
Size (mm): Ø 800 ↑ 400–1500
Lamp: 20 x G9 33W
Colour: Polished Chrome

RIENZENSTOCK

This beautiful collection of crystal pendants uses slim stems angled erratically to form an enchanting cluster of clear crystal disks. The round line of the central framework acts as a base from which the crystals can sit around the G9 lampholders ensuring the light emitted from the chosen lamp refracts through each facette throwing sublime spectrums.

Range Characteristics:
2 Colour Options
Stunning Design
Abundance of Crystal



HL3396 NOW: £1185.00
Size (mm): Ø 1000 ↑ 400–2500
Lamp: 26 x G9 33W
Colour: Polished Chrome

1m diameter



HL3397 **NOW: £543.00**
Size (mm): Ø 600 ↑ 400–1500
Lamp: 12 x G9 33W
Colour: French Gold

*crystal
extravaganza*



HL3398 **NOW: £849.00**
Size (mm): Ø 800 ↑ 400–1500
Lamp: 20 x G9 33W
Colour: French Gold

RIENZENSTOCK

This beautiful collection of crystal pendants uses slim stems angled erratically to form an enchanting cluster of clear crystal disks. The round line of the central framework acts as a base from which the crystals can sit around the G9 lampholders ensuring the light emitted from the chosen lamp refracts through each facette throwing sublime spectrums.



Range Characteristics:
2 Colour Options
Stunning Design
Abundance of Crystal



HL3399 **NOW: £1356.00**
Size (mm): Ø 1000 ↑ 400–2500
Lamp: 26 x G9 33W
Colour: French Gold

hollow centre



ostentatious
collection

hollow centre



HL3808 **NOW: £1170.00**

Size (mm): Ø 800 ↑ 500–1750

Lamp: 12 x E14 40W

Colour: Polished Chrome

DIABLERETS

This prestigious collection of alluring crystal fixtures enraptures its audience with the exceptional dazzling quality of each piece of clear crystal. The striking strands of crystal hang either side of the lampholders and are joined beneath them with additional rectangular crystal pieces, to conceal the lamps used. This results in a stunning range with an overwhelming array of sparkle.

Images are not to scale

072

Range Characteristics:
2 Colour Options
Prestigious Crystal Range
Ring Design



HL3807 NOW: £813.00
Size (mm): Ø 600 ↑ 450–1770
Lamp: 8 x E14 40W
Colour: Polished Chrome

50cm long



HL3811 NOW: £240.00
Size (mm): ↑ 235 ↔ 300 ↳ 130
Lamp: 2 x E14 40W
Colour: Polished Chrome



HL3812 NOW: £330.00
Size (mm): ↑ 240 ↔ 500 ↳ 130
Lamp: 3 x E14 40W
Colour: Polished Chrome



HL3804 NOW: £465.00

Size (mm): Ø 450 ↑ 180

Lamp: 5 x E14 40W

Colour: Polished Chrome



HL3805 NOW: £738.00

Size (mm): Ø 650 ↑ 240

Lamp: 8 x E14 40W

Colour: Polished Chrome



HL3806 NOW: £1083.00

Size (mm): Ø 850 ↑ 240

Lamp: 12 x E14 40W

Colour: Polished Chrome

amazing visual impact

DIABLERETS

This prestigious collection of alluring crystal fixtures enraptures its audience with the exceptional dazzling quality of each piece of clear crystal. The striking strands of crystal hang either side of the lampholders and are joined beneath them with additional rectangular crystal pieces, to conceal the lamps used. This results in a stunning range with an overwhelming array of sparkle.

Range Characteristics:
2 Colour Options
Prestigious Crystal Range
Ring Design



HL3809 NOW: £495.00

Size (mm): ↗ 90 ↓ 290-1300 ↔ 1020

Lamp: 5 x E14 40W

Colour: Polished Chrome



HL3810 NOW: £654.00

Size (mm): ↗ 90 ↓ 290-1300 ↔ 1380

Lamp: 7 x E14 40W

Colour: Polished Chrome



HL3818 NOW: £519.00

Size (mm): ↗ 90 ↘ 290-1300 ↔ 1020

Lamp: 5 x E14 40W

Colour: Gold



1.38m long

HL3819 NOW: £690.00

Size (mm): ↗ 90 ↘ 290-1300 ↔ 1380

Lamp: 7 x E14 40W

Colour: Gold

DIABLERETS

This prestigious collection of alluring crystal fixtures enraptures its audience with the exceptional dazzling quality of each piece of clear crystal. The striking strands of crystal hang either side of the lampholders and are joined beneath them with additional rectangular crystal pieces, to conceal the lamps used. This results in a stunning range with an overwhelming array of sparkle.



HL3813 NOW: £486.00

Size (mm): Ø 450 ↑ 180

Lamp: 5 x E14 40W

Colour: Gold

*refinement &
sophistication*

Range Characteristics:
2 Colour Options
Prestigious Crystal Range
Ring Design



HL3814 NOW: £774.00

Size (mm): Ø 650 ↑ 240

Lamp: 8 x E14 40W

Colour: Gold



reflective centre

HL3815 NOW: £1140.00

Size (mm): Ø 850 ↑ 240

Lamp: 12 x E14 40W

Colour: Gold

CRYSTAL & GLASS



HL816 NOW: £855.00
Size (mm): Ø 600 ↓ 450–1770
Lamp: 8 x E14 40W
Colour: Gold



HL3820 NOW: £252.00
Size (mm): ↓ 235 ↔ 300 ↳ 130
Lamp: 2 x E14 40W
Colour: Gold



HL3821 NOW: £345.00
Size (mm): ↓ 240 ↔ 500 ↳ 130
Lamp: 3 x E14 40W
Colour: Gold

DIABLERETS

This prestigious collection of alluring crystal fixtures enraptures its audience with the exceptional dazzling quality of each piece of clear crystal. The striking strands of crystal hang either side of the lampholders and are joined beneath them with additional rectangular crystal pieces, to conceal the lamps used. This results in a stunning range with an overwhelming array of sparkle.

Range Characteristics:
2 Colour Options
Prestigious Crystal Range
Ring Design



HL3817 NOW: £1230.00
Size (mm): Ø 800 ↑ 500-1750
Lamp: 12 x E14 40W
Colour: Gold

80cm diameter



HL4127 NOW: £1065.00

Size (mm): Ø 650 ↑ 460

Lamp: 12 x Integral LED 1.75W, 1640lm

Colour: Polished Chrome

HL4128 NOW: £1245.00

Size (mm): Ø 680 ↑ 950-2950

Lamp: 24 x Integral LED 1.7W, 3150lm

Colour: Polished Chrome

easy fit technology
plug-in LED arms

FESS

This range fuses an abundance of spiral LED arms with twists of polished chrome metal stems. The chrome corkscrews extend in different sizes and are dressed with strands of dazzling clear crystals. Its chaotic amalgamation of varied aspects introduces a mesmerizingly enchanting range of spectacular lighting fixtures. All fixtures are dimmable with a suitable dimmer.

Range Characteristics:
3000K Warm White
Dimmable - Trailing Edge
3 Years Warranty

statement piece

HL4130 NOW: £2760.00

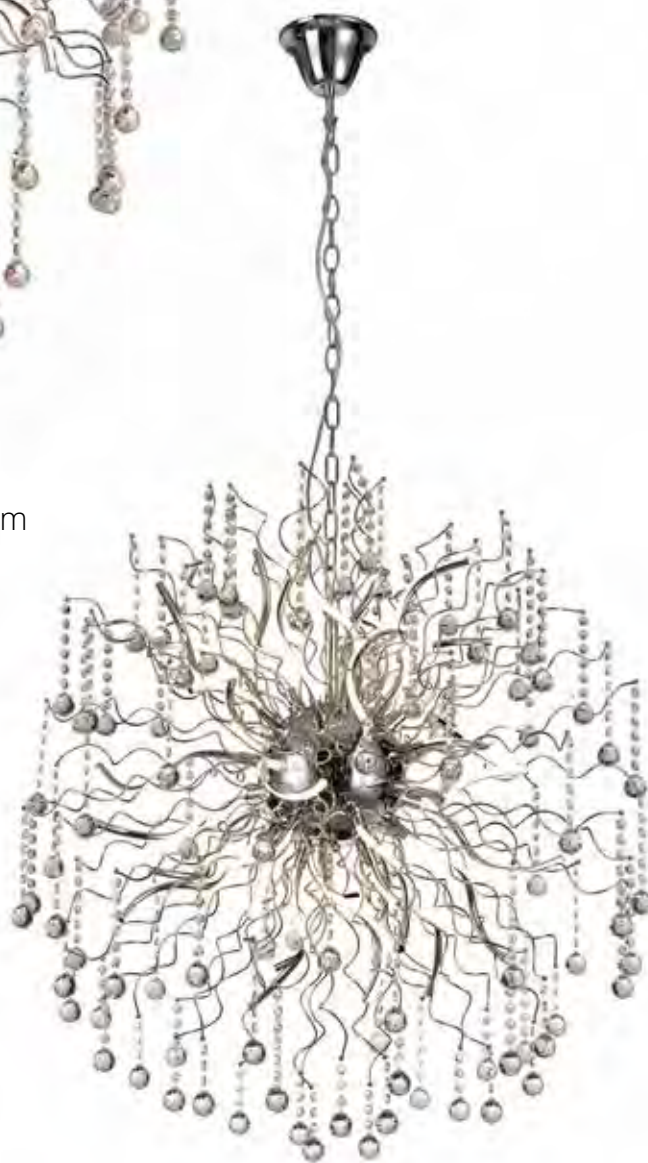
Size (mm): Ø 1100 ↓ 1250-5250

Lamp: 40 x Integral LED 3.4W, 10500lm

Colour: Polished Chrome

1.1m diameter

uniform light output



HL4129 NOW: £1905.00

Size (mm): Ø 900 ↓ 1080-4080

Lamp: 30 x Integral LED 2.4W, 5650lm

Colour: Polished Chrome



HL3420 NOW: £540.00

Size (mm): Ø 810 ↑ 810–2290

Lamp: 8 x E14 40W

Colour: Polished Chrome



HL3419 NOW: £272.00

Size (mm): Ø 460 ↑ 760–1730

Lamp: 4 x E14 40W

Colour: Polished Chrome



HL3420 NOW: £398.00

Size (mm): Ø 650 ↑ 790–1740

Lamp: 6 x E14 40W

Colour: Polished Chrome

WETTERSPITZE

Our designers have taken a classic chandelier design and replaced traditional components with more specialised modern parts to present a contemporary collection. Typical metal arms have been exchanged with clear glass ones which are each draped with high quality clear crystal buttons and tear drops. Due to the fragile glass arms, all ceiling lights require assembling.

HL3422 NOW: £735.00
Size (mm): Ø 810 ↑ 880–2310
Lamp: 12 x E14 40W
Colour: Polished Chrome

Range Characteristics:
 Glass Arm Collection
 Unique Crystal Sconces
 Timeless Design



ceiling lights require the arms to be attached to the centre base and connected



HL3417 NOW: £75.00
Size (mm): ↑ 310 ↔ 130 ↔ 195
Lamp: 1 x E14 40W
Colour: Polished Chrome



HL3418 NOW: £128.00
Size (mm): ↑ 310 ↔ 330 ↔ 155
Lamp: 2 x E14 40W
Colour: Polished Chrome



HL3350 NOW: £597.00
Size (mm): Ø 600 ↑ 640–2500
Lamp: 8 x E14 40W
Colour: Brass



HL3351 NOW: £282.00
Size (mm): Ø 300 ↑ 630–2500
Lamp: 4 x E14 40W
Colour: Brass

substantial glass drops

TAILLEFER

This indulgent contemporary design combines a traditional brass finish with substantial clear crystal glass pieces in a long angular shape tiered in a round form. This collection has a traditional regal effect composed of quality materials creating a range in which every item creates a statement boasting quality and luxury which are reflected in the weight of the fixtures.

Range Characteristics:
Grand In Every Way
Substantial Materials
Removable Chain Cover

28kg of pure
elegance



HL3349 NOW: £855.00
Size (mm): Ø 800 ↓ 660–2500
Lamp: 12 x E14 40W
Colour: Brass



HL3353 NOW: £195.00
Size (mm): ↓ 410 ↔ 275 ↔ 160
Lamp: 3 x E14 40W
Colour: Brass

even bigger
pendants coming
soon



HL3352 NOW: £297.00
Size (mm): Ø 300 ↓ 650
Lamp: 3 x E14 40W □
Colour: Brass



pure elegance



HL3425 NOW: £366.00

Size (mm): Ø 540 ↑ 790–1760

Lamp: 3 x E14 60W

Colour: Polished Chrome/Satin Nickel



HL3423 NOW: £90.00

Size (mm): ↓ 260 ↔ 110 → 220

Lamp: 1 x E14 60W

Colour: Polished Chrome/Satin Nickel



HL3424 NOW: £165.00

Size (mm): ↓ 270 ↔ 310 → 190

Lamp: 2 x E14 60W

Colour: Polished Chrome/Satin Nickel

DESENIGO

This classic chandelier design concept has been modernised with a polished chrome finish and an abundance of stunning crystal drops. A slim band of satin nickel metalwork curves above the top of each arm and flows into the centre column of the pendants and back plate of the wall lamps, to add a unique touch seamlessly contrasting the modern aspects of the range.

Range Characteristics:
Polished/Satin Finish
Minimilistic Design
Timeless Collection

HL3426 NOW: £512.00
Size (mm): Ø 600 ↑ 830–1800
Lamp: 5 x E14 60W
Colour: Polished Chrome/Satin Nickel



satin nickel
detail

polished chrome
framework

HL3427 NOW: £777.00
Size (mm): Ø 720 ↑ 850–2020
Lamp: 8 x E14 60W
Colour: Polished Chrome/Satin Nickel



Range Characteristics:
Polished/Satin Finish
Minimilistic Design
Timeless Collection



HL3428 **NOW: £1170.00**
Size (mm): Ø 820 ↑ 940–2360
Lamp: 12 x E14 60W
Colour: Polished Chrome/Satin Nickel

crystal adornment



DESENIGO

This classic chandelier design concept has been modernised with a polished chrome finish and an abundance of stunning crystals drops. A slim band of satin nickel metalwork curves above the top of each arm and flows into the centre column of the pendants and back plate of the wall lamps, to add a unique touch seamlessly contrasting the modern aspects of the range.

Range Characteristics:
Crystal Strands
Mirror Finish Base
Bespoke Glass Hoops



HL4131 NOW: £173.00

Size (mm): Ø 380 ↓ 280

Lamp: 4 x E14 60W

Colour: Polished Chrome



perfect for
low ceilings

HL4132 NOW: £216.00

Size (mm): Ø 460 ↓ 320

Lamp: 6 x E14 60W

Colour: Polished Chrome

DRU

This is a classically stunning range of flush ceiling lights enabling the consumer to add sparkle and class to any low ceiling room. The round polished chrome frames are available in two different sizes and use crystal components to complement the shape of the ceiling plate. The circular frame hangs strands of clear crystal buttons with a new unique glass hoop drop.



perfect for
low ceilings



HL4061 NOW: £207.00

Size (mm): Ø 600 ↓ 320

Lamp: 6 x E14 40W

Colour: Polished Nickel



HL4062 NOW: £213.00

Size (mm): Ø 600 ↓ 320

Lamp: 6 x E14 40W

Colour: Brushed Gold/Painted Black

HOCHWANG

A sputnik composition is used to form this range with long thin stems protruding from the central orb frame. The tip of each arm is adorned with a substantial block of high quality crystal cut into cones and glass trapezoids. The light from the E14 lampholders refracts across the crystals and glass enhancing them for a brilliant effect. Simple in design yet superior in impact.

Range Characteristics:
2 Colour Options
Significant Glass Detail
Multiple Height Options



2 shapes = double
the impact

HL3393 NOW: **£399.00**
Size (mm): Ø 600 ↑ 640-1250
Lamp: 9 x E14 40W
Colour: Brushed Gold/Painted Black



HL3392 NOW: **£384.00**
Size (mm): Ø 600 ↑ 640-1250
Lamp: 9 x E14 40W
Colour: Polished Nickel



HL3167 NOW: £257.00

Size (mm): Ø 600 ↑ 210

Lamp: 6 x Integral LED 2W, 580lm

Colour: Polished Chrome/Opal White

striking crystal &
LED combination



HL3165 NOW: £459.00

Size (mm): Ø 620 ↑ 500-1420

Lamp: 12 x Integral LED 2.5W, 1243lm

Colour: Polished Chrome/Opal White

ROSSTALLSPITZ

This range breaks away from the common designs of integral LED lighting. The warm light from the curved LED arms is reflected throughout the fitting as a whole ensuring the leaf shaped clear crystals, fixed to the ends of the polished chrome waved stems, are enhanced by the LED light to produce a dazzling effect. A creative and effective LED and crystal design with character.

Range Characteristics:
3000K Warm White
Not Dimmable
3 Years Warranty



HL3164 NOW: £872.00

Size (mm): Ø 780 ↑ 650–1510

Lamp: 20 x Integral LED 4.5W, 2549lm

Colour: Polished Chrome/Opal White



HL3166 NOW: £510.00

Size (mm): Ø 780 ↑ 290

Lamp: 10 x Integral LED 3.5W, 1146lm

Colour: Polished Chrome/Opal White



HL3309 NOW: £149.00
Size (mm): Ø 460 ↑ 390/480-1510
Lamp: 3 x E14 40W
Colour: Polished Nickel/Clear

pure elegance



crystal clear glass



pendants are convertible to semi ceiling



HL3310 NOW: £225.00
Size (mm): Ø 540 ↑ 390/480-1510
Lamp: 5 x E14 40W
Colour: Polished Nickel/Clear

BIRKENKOFEL

This traditional lighting style subtly uses slight components to glamourize its unassuming frame. An open cylindrical clear glass around each lamp holder creates a serene reflective glow from the E14 lamp chosen. Their most modern trait includes the stunning bands of square crystal diamantes beneath each glass and smaller bands around the slim central rod.



Range Characteristics:

3 Colour Options
Elegant Crystal Detail
Clear Glass Shades

pendants are convertible
to semi ceiling



HL3311 NOW: £245.00

Size (mm): ↗ 440 ↓ 390/480–1510 ↔ 760

Lamp: 6 x E14 40W

Colour: Polished Nickel/Clear



HL3312 NOW: £47.00

Size (mm): ↓ 240 ↔ 100 ↔ 150

Lamp: 1 x E14 40W

Colour: Polished Nickel/Clear

switched



HL3313 NOW: £75.00

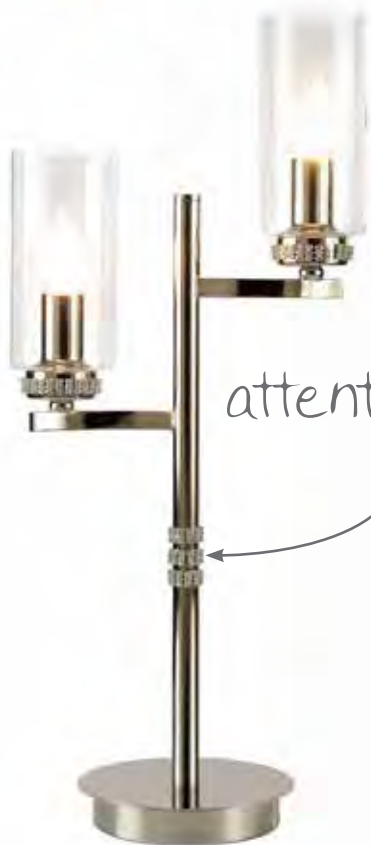
Size (mm): ↓ 230 ↔ 250 ↔ 150

Lamp: 2 x E14 40W

Colour: Polished Nickel/Clear



luxurious polished
nickel finish



attention to detail

HL3354 NOW: £119.00
Size (mm): ↗ 150 ↓ 550 ↔ 250
Lamp: 2 x E14 40W
Colour: Polished Nickel/Clear



HL3355 NOW: £209.00
Size (mm): Ø 250 ↓ 1700
Lamp: 3 x E14 40W
Colour: Polished Nickel/Clear

BIRKENKOFEL

This traditional lighting style subtly uses slight components to glamorize its unassuming frame. An open cylindrical clear glass around each lamp holder creates a serene reflective glow from the E14 lamp chosen. Their most modern trait includes the stunning bands of square crystal diamantes beneath each glass and smaller bands around the slim central rod.

Range Characteristics:
3 Colour Options
Elegant Crystal Detail
Clear Glass Shades

convertible



HL3320 NOW: £156.00
Size (mm): Ø 460 ↓ 390/480-1510
Lamp: 3 x E14 40W
Colour: Polished Gold/Clear



HL3325 NOW: £156.00
Size (mm): Ø 460 ↓ 390/480-1510
Lamp: 3 x E14 40W
Colour: Antique Brass/Clear



HL3323 NOW: £53.00
Size (mm): ↓ 240 ↔ 100 → 150
Lamp: 1 x E14 40W
Colour: Polished Gold/Clear

switched



HL3328 NOW: £53.00
Size (mm): ↓ 240 ↔ 100 → 150
Lamp: 1 x E14 40W
Colour: Antique Brass/Clear



convertible

HL3326 NOW: £237.00
Size (mm): Ø 540 ↓ 390/480–1510
Lamp: 5 x E14 40W
Colour: Antique Brass/Clear



switched

HL3324 NOW: £78.00
Size (mm): ↓ 230 ↔ 250 ↳ 150
Lamp: 2 x E14 40W
Colour: Polished Gold/Clear



HL3321 NOW: £237.00
Size (mm): Ø 540 ↓ 390/480–1510
Lamp: 5 x E14 40W
Colour: Polished Gold/Clear



HL3329 NOW: £78.00
Size (mm): ↓ 230 ↔ 250 ↳ 150
Lamp: 2 x E14 40W
Colour: Antique Brass/Clear

Range Characteristics:
3 Colour Options
Elegant Crystal Detail
Clear Glass Shades



HL3322 NOW: £297.00

Size (mm): ↗ 440 ↓ 390/480-1510 ↔ 760

Lamp: 6 x E14 40W

Colour: Polished Gold/Clear



suitable for
low ceilings

HL3327 NOW: £297.00

Size (mm): ↗ 440 ↓ 390/480-1510 ↔ 760

Lamp: 6 x E14 40W

Colour: Antique Brass/Clear

Range Characteristics:

3 Colour Options
Elegant Crystal Detail
Clear Glass Shades



HL3358 NOW: £123.00
Size (mm): ↗ 150 ↓ 550 ↔ 250
Lamp: 2 x E14 40W
Colour: Antique Brass/Clear



HL3356 NOW: £123.00
Size (mm): ↗ 150 ↓ 550 ↔ 250
Lamp: 2 x E14 40W
Colour: Polished Gold/Clear



HL3357 NOW: £215.00
Size (mm): Ø 250 ↓ 1700
Lamp: 3 x E14 40W
Colour: Polished Gold/Clear

crystal
clear glass



HL3359 NOW: £215.00
Size (mm): Ø 250 ↓ 1700
Lamp: 3 x E14 40W
Colour: Antique Brass/Clear



HL3044 NOW: £98.00

Size (mm): Ø 420 ↓ 270

Lamp: 3 x E14 40W

Colour: Polished Chrome/Clear

effective crystal &
glass combination



HL3045 NOW: £149.00

Size (mm): Ø 520 ↓ 270

Lamp: 5 x E14 40W

Colour: Polished Chrome/Clear

Range Characteristics:
Cylindrical Glass Shades
Crystal Strands
Designed For Low Ceilings

POSETTES

These semi-ceiling lights use stylish slim waved arms in polished chrome to hold the E14 lampholders. Each lampholder is encircled by a transparent cylindrical glass allowing a clear view of the crystal button strands that hang from the metal lampholder cup within the glass. The crystal components add an attractive quality to a seemingly simple design.

Range Characteristics:
Bespoke Curved Crystal
Glass Diffuser
Convertible to Semi-Flush



HL3114 **NOW: £659.00**

Size (mm): Ø 520 ↑ 890/990–2010

Lamp: 7 x E14 40W

Colour: Polished Chrome/Frosted

REGENSTEIN

This is an exquisite crystal fixture combining a variety of different high quality crystal components to amplify its distinctive presence. This modern creation combines minimalistic polished chrome frame with cascading crystals. The fittings intricate facets make a fascinating crystal pendant which can be converted into a semi-ceiling light if required.



Range Characteristics:
3 Colour Finishes
Various Height Options
Elegant Glass Tubes

HL3402 NOW: £353.00

Size (mm): Ø 720 ↑ 830–1420

Lamp: 16 x G9 33W

Colour: Polished Chrome/Chrome/Clear

simply striking



HL3403 NOW: £180.00

Size (mm): Ø 720 ↑ 380

Lamp: 8 x G9 33W

Colour: Polished Chrome/Chrome/Clear

TORENA

An abundance of narrow glass tubes in various sizes are cleverly arranged into a sputnik composition, devising a larger three dimensional effect around the polished chrome central orb frame. This statement design is applied to both a sixteen light pendant and an eight light semi-flush ceiling fixture, with each G9 lampholder situated within the glass tubes.



HL3400 **NOW: £353.00**

Size (mm): Ø 720 ↑ 830-1420

Lamp: 16 x G9 33W

Colour: Polished Chrome/Amber/Champagne



lovely
combinations
of glass
colours

HL3401 **NOW: £180.00**

Size (mm): Ø 720 ↑ 380

Lamp: 8 x G9 33W

Colour: Polished Chrome/Amber/Champagne

TORENA

An abundance of narrow glass tubes in various sizes are cleverly arranged into a sputnik composition, devising a larger three dimensional effect around the polished chrome central orb frame. This statement design is applied to both a sixteen light pendant and an eight light semi-flush ceiling fixture, with each G9 lampholder situated within the glass tubes.

Range Characteristics:
3 Colour Finishes
Various Height Options
Elegant Glass Tubes



HL4047 NOW: **£353.00**

Size (mm): Ø 720 ↓ 830–1420

Lamp: 16 x G9 33W

Colour: Polished Chrome/Smoked/Frosted

perfect for
low ceilings



HL4048 NOW: **£180.00**

Size (mm): Ø 720 ↓ 380

Lamp: 8 x G9 33W

Colour: Polished Chrome/Smoked/Frosted



↑
can be
mounted in any
direction
↓



HL3443 NOW: £84.00

Size (mm): ↓ 310 ↔ 150 → 180

Lamp: 1 x G9 33W

Colour: Antique Brass/Smoked



ribbed glass shades

HL3444 NOW: £84.00

Size (mm): ↓ 310 ↔ 150 → 180

Lamp: 1 x G9 33W

Colour: Antique Brass/Amber

CEDERA

The substantial glass balls, encircling the G9 lampholders, have a ridged moulding enhancing the luminous sheen given off their coloured tint. The glass fixes to the slim tubular stems, finished in antique brass, in such a way that imitates beads being threaded along string. The partnership of smoked and amber tinted glass results in a display of quality, sophistication and elegance.

Range Characteristics:
Equisite 3 Shade Design
Ribbed Glass Balls
Great Craftsmanship



twisted
cable



globes are
interchangeable

just gorgeous!

floor lamp
coming soon

HL3445 NOW: £192.00
Size (mm): Ø 150 ↑ 880–2380
Lamp: 3 x G9 33W
Colour: Antique Brass/Smoked/Amber



HL3446 NOW: £221.00
Size (mm): Ø 180 ↑ 770
Lamp: 3 x G9 33W □
Colour: Antique Brass/Smoked/Amber



convertible



HL3676 NOW: £405.00
Size (mm): Ø 600 ↑ 410–1900
Lamp: 8 x E14 40W
Colour: Brown Oxide/Clear



ribbed glass



HL3675 NOW: £263.00
Size (mm): Ø 400 ↑ 410–1900
Lamp: 5 x E14 40W
Colour: Brown Oxide/Clear

CAVEL

Traditional fittings form this comprehensive collection, the dark brown oxide colour of the framework is a time-honoured tone for classic lighting styles. The solemn integrity of these models are maintained by the crystal and glass pieces. A tier effect is created by alternating rings of long glass pieces with a ridged effect and strands of clear crystals buttons.

Range Characteristics:
Dark Rustic Finish
Glass/Crystal Design
Classical Framework



convertible to
semi-ceiling

80cm diameter



HL3677 **NOW: £555.00**
Size (mm): Ø 800 ↓ 410-1900
Lamp: 10 x E14 40W
Colour: Brown Oxide/Clear

impressive crystal
inner

convertible to
semi flush



HL3678 **NOW: £585.00**

Size (mm): ↗ 320 ↘ 400-1890 ↔ 1000

Lamp: 11 x E14 40W

Colour: Brown Oxide/Clear

CAVEL

Traditional fittings form this comprehensive collection, the dark brown oxide colour of the framework is a time-honoured tone for classic lighting styles. The solemn integrity of these models are maintained by the crystal and glass pieces. A tier effect is created by alternating rings of long glass pieces with a ridged effect and strands of clear crystals buttons.

Range Characteristics:
Dark Rustic Finish
Glass/Crystal Design
Classical Framework



HL3680 NOW: £135.00
Size (mm): ↑ 324 ↔ 300 ↗ 150
Lamp: 2 x E14 40W
Colour: Brown Oxide/Clear

comprehensive range



*impressive
3 tier
design*



HL3681 NOW: £285.00
Size (mm): Ø 300 ↑ 600
Lamp: 6 x E14 40W
Colour: Brown Oxide/Clear



HL3682 NOW: £420.00
Size (mm): Ø 400 ↑ 1700
Lamp: 9 x E14 40W
Colour: Brown Oxide/Clear



HL3683 NOW: £210.00

Size (mm): ↗ 160 ↓ 475–1970 ↔ 180

Lamp: 1 x E27 60W

Colour: Matt Black/Crystal Sand Artistic



ethereal beauty

HL3684 NOW: £480.00

Size (mm): ↗ 450 ↓ 495–1990 ↔ 470

Lamp: 5 x E27 60W

Colour: Matt Black/Crystal Sand Artistic

ORTLER



Another ingeniously created decorative concept. Rectangular pieces of glass with a crystallised frosted pattern are held onto the frames with black caps to match the colour of the frame. The fixings are positioned at either end of the glass to form a reimagined xylophone adding a statement to their given setting. The robust framework underlines the impact of this collection.

Range Characteristics:
Significant Framework
Intricate Glass Panels
Matt Black Finish

HL686 NOW: £840.00
Size (mm): ↗ 370 ↕ 495-1990 ↔ 1200
Lamp: 12 x E27 60W
Colour: Matt Black/Crystal Sand Artistic



1.2m long



all pendants
convertible
to semi flush



HL3685 NOW: £645.00
Size (mm): ↗ 370 ↕ 495-1990 ↔ 815
Lamp: 8 x E27 60W
Colour: Matt Black/Crystal Sand Artistic

Range Characteristics:
 Significant Framework
 Intricate Glass Panels
 Matt Black Finish



HL3688 NOW: £216.00

Size (mm): ↗ 160 ↓ 510 ↔ 160

Lamp: 1 x E27 60W

Colour: Matt Black/Crystal Sand Artistic



HL687 NOW: £207.00

Size (mm): ↓ 500 ↔ 305 ↗ 145

Lamp: 2 x E27 60W

Colour: Matt Black/Crystal Sand Artistic

momentous
metalwork



HL3689 NOW: £381.00

Size (mm): ↗ 290 ↓ 1730 ↔ 320

Lamp: 2 x E27 60W

Colour: Matt Black/Crystal Sand Artistic

ORTLER

Another ingeniously created decorative concept. Rectangular pieces of glass with a crystallised frosted pattern are held onto the frames with black caps to match the colour of the frame. The fixings are positioned at either end of the glass to form a reimagined xylophone adding a statement to their given setting. The robust framework underlines the impact of this collection.



HL3106 NOW: £110.00
Size (mm): Ø 205 ↑ 380–1380
Lamp: 1 x E27 40W
Colour: Polished Chrome/Clear



HL3099 NOW: £149.00
Size (mm): Ø 350 ↑ 240–1240
Lamp: 2 x E27 40W
Colour: Polished Chrome/Clear

a refined presence

suitable for
low ceilings



HL3414 NOW: £249.00
Size (mm): Ø 565 ↑ 320–1280
Lamp: 4 x E27 40W
Colour: Polished Chrome/Clear


Range Characteristics:
 2 Colour Finishes
 Curved Glass Panels
 Simplistic Framework

BERNINA

This elegant range hosts a glass lantern design with a slight twist. In reverse of the common practice of holding the glass within the outer frame, in this design the glass is positioned on the outside of the framework adding a more unique style with a smoother external finish. The substantial curved glass panels add another dimension of quality and finesse to the fixtures.



HL3107 NOW: £101.00
Size (mm): Ø 205 ↓ 380–1380
Lamp: 1 x E27 40W
Colour: Matt Black/Clear



HL3100 NOW: £137.00
Size (mm): Ø 350 ↓ 240–1240
Lamp: 2 x E27 40W
Colour: Matt Black/Clear

crystal clear glass



HL4168 NOW: £216.00
Size (mm): Ø 565 ↓ 320–1280
Lamp: 4 x E27 40W
Colour: Matt Black/Clear

BERNINA

This elegant range hosts a glass lantern design with a slight twist. In reverse of the common practice of holding the glass within the outer frame, in this design the glass is positioned on the outside of the framework adding a more unique style with a smoother external finish. The substantial curved glass panels add another dimension of quality and finesse to the fixtures.

Range Characteristics:
2 Colour Finishes
Curved Glass Panels
Simplistic Framework



HL4170 NOW: £87.00
Size (mm): Ø 160 ↓ 485
Lamp: 1 x E27 40W □
Colour: Matt Black/Clear



HL3415 NOW: £123.00
Size (mm): ↓ 250 ↔ 180 ↳ 110
Lamp: 2 x E27 40W
Colour: Polished Chrome/Clear

meet the family



HL4169 NOW: £108.00
Size (mm): ↓ 250 ↔ 180 ↳ 110
Lamp: 2 x E27 40W
Colour: Matt Black/Clear

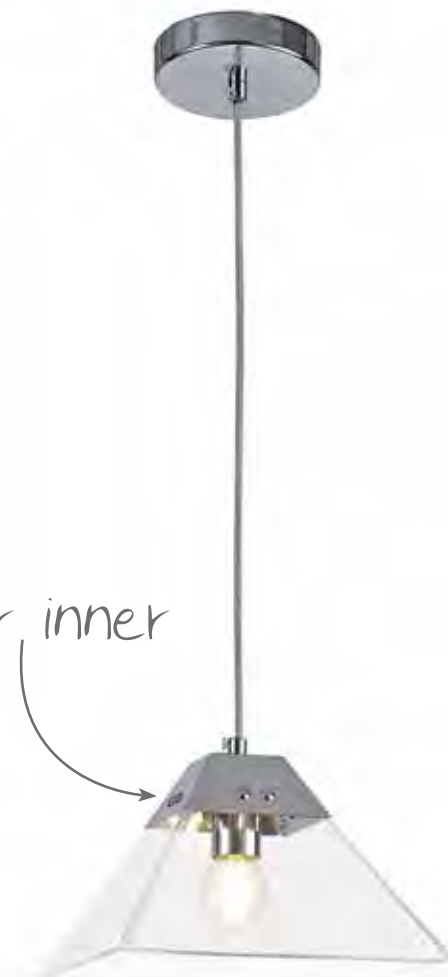


HL3416 NOW: £105.00
Size (mm): Ø 160 ↓ 485
Lamp: 1 x E27 40W □
Colour: Polished Chrome/Clear



HL3109 NOW: £74.00
Size (mm): ↗ 300 ↘ 280-1270 ↔ 300
Lamp: 1 x E27 60W
Colour: Polished Chrome/Clear

silver inner



HL3108 NOW: £54.00
Size (mm): ↗ 200 ↘ 180-1180 ↔ 200
Lamp: 1 x E14 40W
Colour: Polished Chrome/Clear



HL3110 NOW: £59.00
Size (mm): ↗ 185 ↔ 270 ↘ 160
Lamp: 1 x E14 40W
Colour: Polished Chrome/Clear


ZUGSPITZE

This sleek range utilises the maximum output possible for the chosen E14 or E27 lamp, by transferring the traditional pyramid shape of fabric shades onto a transparent material. The open glass forms not only allow a wider projection of light from the open space but also permit a more overall ambient dispersion of light through the clear glass sides.

Range Characteristics:
2 Colour Finishes
Clear Etched Glass
Symmetrical Design



HL3113 NOW: £59.00
Size (mm): ↓ 185 ↔ 270 ↗ 160
Lamp: 1 x E14 40W
Colour: Antique Brass/Clear



HL3111 NOW: £54.00
Size (mm): ↗ 200 ↓ 180-1180 ↔ 200
Lamp: 1 x E14 40W
Colour: Antique Brass/Clear



HL3112 NOW: £74.00
Size (mm): ↗ 300 ↓ 280-1270 ↔ 300
Lamp: 1 x E27 60W
Colour: Antique Brass/Clear

Range Characteristics:

2 Colour Finishes
Recessed Flush Base
Fully Adjustable Head



HL3381 NOW: £53.00

Size (mm): ↗ 80 ↓ 170 ↔ 95

Lamp: 1 x GU10 50W ☐

Colour: Sand Anthracite

HL3380 NOW: £53.00

Size (mm): ↗ 80 ↓ 170 ↔ 95

Lamp: 1 x GU10 50W ☐

Colour: Sand White

SEICHENKOPF

The large cube shape of these ceiling lights generates a more substantial spotlight option. In place of the more common round, slim singular fixtures this design provides eye-catching presence as well as a controlled directionality of light from the GU10 lampholder. Available in two colour finishes, the three dimensional frame pivots with the bracket.

Range Characteristics:

3000K Warm White
Not Dimmable
3 Years Warranty



HL3382 NOW: £42.00

Size (mm): ↗ 100 ↓ 60 ↔ 105

Lamp: 1 x Integral LED 10W, 700lm

Colour: Sand White/Frosted White



HL3383 NOW: £42.00

Size (mm): ↗ 100 ↓ 60 ↔ 105

Lamp: 1 x Integral LED 10W, 700lm

Colour: Satin Aluminium/Frosted White

surface mounted
square faced

MONCH

These 10.5cm spotlights are elementary in their smooth round shape. The unobstructed opal cover diffuses the 3000K light from the integral 10W LED. The four unique and varied colour finishes add individuality to this spotlight range. There are also two 9cm square versions included in this collection in either a sand white or satin aluminium finish.



HL3385 NOW: £42.00

Size (mm): Ø 90 ↑ 60 ↔ 110

Lamp: 1 x Integral LED 10W, 700lm

Colour: Sand Anthracite/Frosted White



Range Characteristics:

3000K Warm White

Not Dimmable

3 Years Warranty

surface mounted
round faced



HL3384 NOW: £42.00

Size (mm): Ø 90 ↑ 60 ↔ 110

Lamp: 1 x Integral LED 10W, 700lm

Colour: Sand White/Frosted White



HL3386 NOW: £42.00

Size (mm): Ø 90 ↑ 60 ↔ 110

Lamp: 1 x Integral LED 10W, 700lm

Colour: Satin Gold/Frosted White

funky angled design



HL3387 NOW: £42.00

Size (mm): Ø 90 ↑ 60 ↔ 110

Lamp: 1 x Integral LED 10W, 700lm

Colour: Pine Wood/Frosted White



modish
craftmanship

interchangeable
ring

HL4015 NOW: £53.00

Size (mm): Ø 60 ↑ 110

Lamp: 1 x GU10 50W ☐

Colour: Sand White



HL4016 NOW: £54.00

Size (mm): Ø 60 ↑ 110

Lamp: 1 x GU10 50W ☐

Colour: Champagne Gold



HL4014 NOW: £53.00

Size (mm): Ø 60 ↑ 110

Lamp: 1 x GU10 50W ☐

Colour: Sand Black



HL4017 NOW: £57.00

Size (mm): Ø 60 ↑ 110

Lamp: 1 x GU10 50W ☐

Colour: Rose Gold

WANNENHORN

The cylindrical format of this range is decorated with a diamond imprint producing a mesh like effect. The one light fittings are available as a flush ceiling fitting, wall lamp, track spotlight or surface mounted spot. The wide variety of colour finishes available and 1 light pendant kit offer a greater number of decorative room settings they can be applied to.

Range Characteristics:
4 Colour Finishes
LED Engine Compatible
Trending Design

surface mounted



HL4019 NOW: £81.00

Size (mm): Ø 60 ↑ 200

Lamp: 1 x GU10 50W ☐

Colour: Sand White



HL4018 NOW: £81.00

Size (mm): Ø 60 ↑ 200

Lamp: 1 x GU10 50W ☐

Colour: Sand Black



HL4020 NOW: £84.00

Size (mm): Ø 60 ↑ 200

Lamp: 1 x GU10 50W ☐

Colour: Champagne Gold



HL4021 NOW: £87.00

Size (mm): Ø 60 ↑ 200

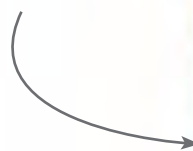
Lamp: 1 x GU10 50W ☐

Colour: Rose Gold

see page 125
for pendant
conversion
kit



30cm of
immaculate
detail



HL4023 NOW: £101.00

Size (mm): Ø 60 ↑ 300

Lamp: 1 x GU10 50W ☐

Colour: Sand White



HL4025 NOW: £108.00

Size (mm): Ø 60 ↑ 300

Lamp: 1 x GU10 50W ☐

Colour: Rose Gold



HL4022 NOW: £101.00

Size (mm): Ø 60 ↑ 300

Lamp: 1 x GU10 50W ☐

Colour: Sand Black



HL4024 NOW: £105.00

Size (mm): Ø 60 ↑ 300

Lamp: 1 x GU10 50W ☐

Colour: Champagne Gold

WANNENHORN

The cylindrical format of this range is decorated with a diamond imprint producing a mesh like effect. The one light fittings are available as a flush ceiling fitting, wall lamp, track spotlight or surface mounted spot. The wide variety of colour finishes available and 1 light pendant kit offer a greater number of decorative room settings they can be applied to.




Range Characteristics:
4 Colour Finishes
LED Engine Compatible
Trending Design

twisted cable

HL4034 NOW: £36.00
Size (mm): Ø 65 ↑ 80–2000
Colour: Sand Black

HL4035 NOW: £36.00
Size (mm): Ø 65 ↑ 80–2000
Colour: Sand White



mix, match,
create

compatible with
all body sizes

HL4037 NOW: £45.00
Size (mm): Ø 65 ↑ 80–2000
Colour: Rose Gold


HL4036 NOW: £42.00
Size (mm): Ø 65 ↑ 80–2000
Colour: Champagne Gold

**HL4022 &
HL4037 &
HL4045**



HL4026 **NOW: £74.00**

Size (mm): Ø 65 ↑ 200


Lamp: 1 x GU10 50W 

Colour: Sand Black



HL4027 **NOW: £74.00**

Size (mm): Ø 65 ↑ 200

Lamp: 1 x GU10 50W 


Colour: Sand White

surface mounted



HL4029 **NOW: £78.00**

Size (mm): Ø 65 ↑ 200

Lamp: 1 x GU10 50W 


Colour: Rose Gold



adjustable

HL4028 **NOW: £75.00**

Size (mm): Ø 65 ↑ 200

Lamp: 1 x GU10 50W 

Colour: Champagne Gold

Range Characteristics:
4 Colour Finishes
LED Engine Compatible
Trending Design



HL4030 NOW: £72.00
Size (mm): Ø 60 ↓ 220 ↔ 130
Lamp: 1 x GU10 50W ☐
Colour: Sand Black

3 phase track adaptor



HL4031 NOW: £72.00
Size (mm): Ø 60 ↓ 220 ↔ 130
Lamp: 1 x GU10 50W ☐
Colour: Sand White



HL4033 NOW: £77.00
Size (mm): Ø 60 ↓ 220 ↔ 130
Lamp: 1 x GU10 50W ☐
Colour: Rose Gold

interchangeable ring



HL4032 NOW: £75.00
Size (mm): Ø 60 ↓ 220 ↔ 130
Lamp: 1 x GU10 50W ☐
Colour: Champagne Gold



HL4039 NOW: £114.00
Size (mm): Ø 60 ↓ 200 ⇨ 100
Lamp: 2 x GU10 50W ☐
Colour: Sand White



HL4038 NOW: £114.00
Size (mm): Ø 60 ↓ 200 ⇨ 100
Lamp: 2 x GU10 50W ☐
Colour: Sand Black



HL4040 NOW: £120.00
Size (mm): Ø 60 ↓ 200 ⇨ 100
Lamp: 2 x GU10 50W ☐
Colour: Champagne Gold

dual light
source



HL4041 NOW: £123.00
Size (mm): Ø 60 ↓ 200 ⇨ 100
Lamp: 2 x GU10 50W ☐
Colour: Rose Gold

Range Characteristics:
4 Colour Finishes
LED Engine Compatible
Trending Design



HL4042 NOW: £15.00
Size (mm): Ø 60 ↑ 26
Colour: Sand Black

deeper anti glare ring




HL4043 NOW: £15.00
Size (mm): Ø 60 ↑ 26
Colour: Sand White

fantastic with
black fixtures



HL4045 NOW: £17.00
Size (mm): Ø 60 ↑ 26
Colour: Rose Gold



mix, match,
create



HL4046 NOW: £11.00
Size (mm): Ø 60 ↑ 28
Colour: Frosted



HL4044 NOW: £17.00
Size (mm): Ø 60 ↑ 26
Colour: Champagne Gold

frosted ring attaches to
all items in the range



HL4119 NOW: £63.00

Size (mm): Ø 250 ↓ 145

Lamp: 3 x GU10 10W

Colour: Matt Grey/Polished Chrome



HL4120 NOW: £89.00

Size (mm): ↓ 100 ↔ 740 ↔ 175

Lamp: 4 x GU10 10W

Colour: Matt Grey/Polished Chrome

trending colour
finish



toggle switch

HL4118 NOW: £25.00

Size (mm): ↓ 100 ↔ 90 ↔ 150

Lamp: 1 x GU10 10W

Colour: Matt Grey/Polished Chrome

BRUNEGGHORN

A collection of LED only GU10 spotlights that are designed with the influence of classic stage lighting. The metal spotlights, shaped like lampshades, are supported by contrasting polished chrome brackets and a metal cable sleeve creating a nostalgic appeal with modern day flair. With complete adjustability each head can effortlessly be directed to create the perfect ambience.



Range Characteristics:
2 Colour Finishes
Fully Adjustable Heads
Polished Chrome Details

HL4151 NOW: £63.00

Size (mm): Ø 250 ↓ 145

Lamp: 3 x GU10 10W

Colour: Oiled Bronze/Polished Chrome

*rustic oiled
bronze finish*



HL4152 NOW: £89.00

Size (mm): ↓ 100 ↔ 740 ↔ 175

Lamp: 4 x GU10 10W

Colour: Oiled Bronze/Polished Chrome



HL4150 NOW: £25.00

Size (mm): ↓ 100 ↔ 90 ↔ 150

Lamp: 1 x GU10 10W

Colour: Oiled Bronze/Polished Chrome

toggle switch



Range Characteristics:
2 Colour Finishes
Uplighter Design
Chunky Glass Shade



HL3752 NOW: £122.00

Size (mm): Ø 390 ↑ 280

Lamp: 3 x E27 40W

Colour: Satin Nickel/Frosted White



HL3753 NOW: £122.00

Size (mm): Ø 390 ↑ 280

Lamp: 3 x E27 40W

Colour: Antique Brass/Frosted White

perfect for
low ceilings

GABELHORN

This contemporary semi flush ceiling light is available in a satin nickel or antique brass colour finish. The 35cm frosted glass conceals the E27 lampholders gently filtering the light emitted from the chosen lamp used.

Range Characteristics:
3000K Warm White
Not Dimmable
3 Years Warranty




HL3758 NOW: £53.00

Size (mm): Ø 300 ↑ 80

Lamp: 1 x Integral LED 12W, 666lm

Colour: Polished Chrome/Frosted



*slim flush
design*

HL3759 NOW: £89.00

Size (mm): Ø 405 ↑ 95

Lamp: 1 x Integral LED 24W, 1404lm

Colour: Polished Chrome/Frosted

simple and stylish



HL3760 NOW: £45.00

Size (mm): ↓ 150 ↔ 300 ↗ 80

Lamp: 1 x Integral LED 12W, 780lm

Colour: Polished Chrome/Frosted

CIAMARELLA

The sweeping strokes lined across the white glass diffuser gives a three dimensional illusion projecting more depth on the design yet maintaining a suitable low ceiling fixture. Two sizes of this flush ceiling light both conceal the 3000K integral LEDs along with the matching wall lamp.

Range Characteristics:
3000K Warm White
Not Dimmable
3 Years Warranty

immaculate white
finish



modern
masterpiece

HL3379 NOW: £338.00
Size (mm): ↗ 410 ↓ 60 ↔ 410
Lamp: 1 x Integral LED 50W, 3500lm
Colour: Sand White

RECKNER

This high powered 50W 3000K LED flush ceiling light, produces an impressive lumen output offering ample light in a low ceiling setting. Its edgy design has a square outline with a setback angled cross cut out to project the light from the integral LEDs. The sand white colour is the final finishing touch to this futuristic modern style.

Range Characteristics:
 RGBW Dimmable
 APP & Remote
 3yrs Warranty

3 light modes +
 10 watt speaker




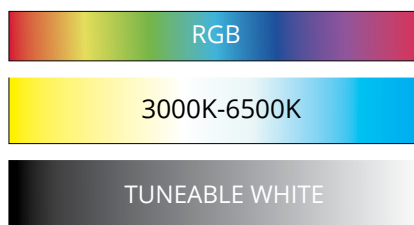
colour halo

HL3090 NOW: £266.00

Size (mm): Ø 550 ↑ 80

Lamp: 1 x Integral LED 36W, 1800lm □

Colour: White/Opal White

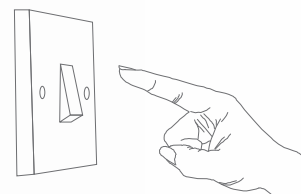


GRIS

The white shallow dish of this inventive speaker light amplifies the sound channelled through the Bluetooth by providing an echoing unit around the central diffuser. The remote supplied with the multi-purpose fixture controls not only the speaker but the tuneable white and RGB output of the LED lighting.

FLUSH & SPOTLIGHTS

Range Characteristics:
3000K/4000K/6000K
Not Dimmable
3 Years Warranty



cct switchable



HL3091 NOW: £95.00

Size (mm): Ø 395 ↑ 75

Lamp: 1 x Integral LED 24W, 1930-2032lm

Colour: Opal White/Crystalline

3000K/4000/6000K



MIAGE

This modern design provides an ideal energy saving option for a low ceiling space. The doughnut shaped opal white diffuser has a smooth glossy finish to complement the distinctive crystalline centre, adding a touch of elegance to a seemingly simple fixture. The integral LEDs have a dimmable CCT switchable function.

Range Characteristics:
4000K Natural White
Not Dimmable
3 Years Warranty

stunning sparkle

twice the effect

HL3046 **NOW: £173.00**
Size (mm): Ø 400 ↑ 85
Lamp: 1 x Integral LED 18W, 418lm
Colour: Polished Chrome

MONTENVERS

This stunning flush crystal ceiling light partners high quality clear crystal squares with a highly polished chrome finish to provide an enticing modern fitting. The light given from the integral 4000K LEDs refracts through the crystals producing subtle spectral ambience.

Range Characteristics:

3000K Warm White

Not Dimmable

3 Years Warranty



can be hung at
any angle



HL3550 NOW: £255.00

Size (mm): Ø 470 ↑ 150-1625

Lamp: 1 x Integral LED 30W, 1595lm

Colour: Medium Oak/Sand White/Frosted

ROTHORN

This collection takes you back to nature with its medium oak effect. Bringing a raw earthly essence to their given room setting, this comprehensive collection blends the wood like panels with a double source of integral warm 3000K LED's and contrasting matt white framework. A combination that perfectly complement one another to produce a tranquil appeal.

Range Characteristics:
4000K Natural White
Dimmable - 3 Step
3yrs Warranty

can be hung
at any angle

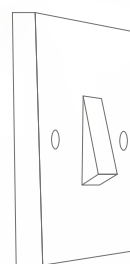
where does the
beauty begin?

HL3769 NOW: £170.00

Size (mm): Ø 515 ↑ 230-1500

Lamp: 1 x Integral LED 40W, 2996lm □

Colour: Matt White



25% - 50% - 100%

switch dimmable

ENTREVES

An ultra-modern LED pendant, this range situates two large rings of 4000K light offset and slightly angled away from one another to give the style more depth and dimension without compromising the impact from the impressive integral LED output. This pendant also comes equipped with a 3-step dimming function.

Range Characteristics:

Unique Glass Shade
Up to 1.5m Height
Black/Chrome Details



light off

light on

attractive
black & chrome
combination

HL3442 **NOW: £102.00**
Size (mm): Ø 290 ↑ 530–1530
Lamp: 1 x E27 60W □
Colour: Polished Chrome/Ombré

SCHILTHORN

While the design of the singular pendant itself is simplistically traditional it allows the stunning glass shade to stand out as the main feature. Formed into an unusual brandy glass shape it provides a dazzling effect when illuminated through the three dimensional prismatic moulding paired with the smoked to clear ombré finish.

Range Characteristics:
3 Distinct Shapes
Unique 2 Colour Glass
Ribbed Design



HL3405 **NOW: £77.00**
Size (mm): Ø 260 ↓ 280–1280
Lamp: 1 x E27 60W
Colour: Black/Amber



HL3406 **NOW: £74.00**
Size (mm): Ø 160 ↓ 390–1390
Lamp: 1 x E27 60W
Colour: Black/Amber

1 glass, 2 colours



HL3404 **NOW: £71.00**
Size (mm): Ø 100 ↓ 420–1420
Lamp: 1 x E27 60W
Colour: Black/Amber

SCHWARZHORN

This range moulds the frame above the glass in the same way the glass is formed so the frame flows cohesively into the glass piece. Both components on each pendant light has a rippled effect along the entirety of the shapes. In keeping with the harmonious symmetry of this design the black colour of the frame complements the amber tinted glass.



spectacular
range



HL3592 NOW: £95.00
Size (mm): Ø 200 ↓ 255
Lamp: 1 x E27 40W ☐
Colour: Black/Faded Smoked



light off



HL3594 NOW: £83.00
Size (mm): Ø 150 ↓ 260
Lamp: 1 x E27 40W ☐
Colour: Black/Faded Smoked



light on

HL3593 NOW: £188.00
Size (mm): Ø 370 ↓ 210
Lamp: 3 x E27 40W ☐
Colour: Black/Faded Smoked

BATTLIHORN

In keeping with our reputation for uncommon stand out designs, this collection capitalises on the intriguing ombré effect of the faded black, smoked effect by applying the finish to substantial glass cylinders which sit around the E27 lampholders. This feature has been used to manufacture a range perfect for modern settings.

Range Characteristics:
 Superior Fading Glass
 Satin Aluminium Body
 Mirror Effect - Light Off



HL3859 NOW: £120.00
Size (mm): Ø 200 ↑ 380-1380
Lamp: 1 x E27 40W □
Colour: Black/Faded Smoked



satin aluminium
metalwork



HL3591 NOW: £345.00
Size (mm): Ø 500 ↑ 380-1880
Lamp: 3 x E27 40W □
Colour: Black/Faded Smoked



HL3590 NOW: £345.00
Size (mm): ↗ 200 ↑ 380-1880 ↔ 1000
Lamp: 3 x E27 40W □
Colour: Black/Faded Smoked

superior quality
glass



which colour
would you
choose?



HL3434 NOW: £59.00

Size (mm): Ø 120 ↓ 350–1200

Lamp: 1 x Integral LED 8W, 720lm □

Colour: Polished Chrome/Black/Smoked



HL3435 NOW: £59.00

Size (mm): Ø 120 ↓ 350–1200

Lamp: 1 x Integral LED 8W, 720lm □

Colour: Polished Chrome/Black/Copper

HL3436 NOW: £59.00

Size (mm): Ø 120 ↓ 350–1200

Lamp: 1 x Integral LED 8W, 720lm □

Colour: Polished Chrome/Black/Champagne

TAGGLIAFERRO



The multiple pendant within this range hosts a trio of oval glass moulded with an ascetically pleasing rippled effect amplifying the coloured tints. Each glass which sits around the integral 4000K LED disks, is in a different translucent colour. Three single pendants are also included in this range each with one of the coloured glass to correspond with the triple pendant.

Range Characteristics:
4000K Natural White
Not Dimmable
3 Years Warranty



light off



delicate ribbed
glass

unique light
refraction

great colour
combination

HL3437 NOW: £162.00

Size (mm): Ø 280 ↓ 350-1500

Lamp: 3 x Integral LED 8W, 2160lm □

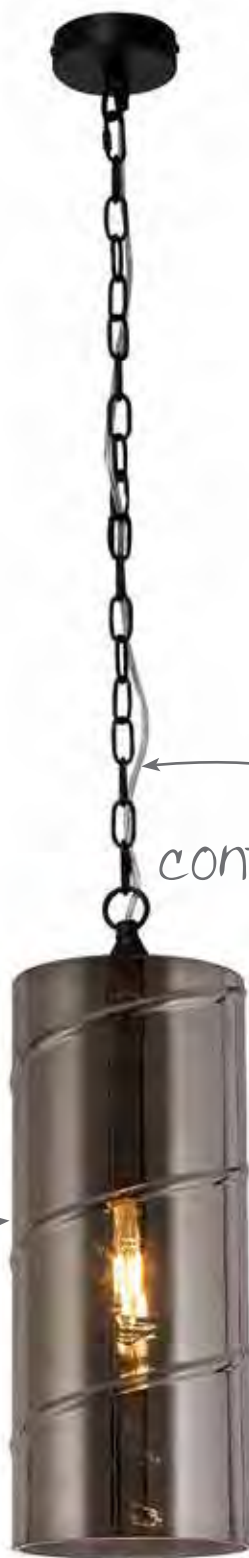
Colour: Polished Chrome/Black/Copper/Champagne/Smoked



light on

light off

contrasting black metalwork



HL3570 **NOW: £177.00**
Size (mm): Ø 185 ↑ 605-1605
Lamp: 1 x E27 60W
Colour: Matt Black/Smoked

HELBRONNER

These cylindrical glass pendants present an inspired moulding creating a three dimensional spiral protrusion, extending around the shade. The three different frame colours available correspond the colour tint used for the glass itself; antique brass with amber glass, matt black with smoked glass or polished chrome with clear glass.

Range Characteristics:
3 Colour Options
Substantial Glass Shade
Up to 1.6m Height



light off

substantial
glass pendant

44cm
of quality

HL3568 NOW: £177.00
Size (mm): Ø 185 ↑ 605-1605
Lamp: 1 x E27 60W
Colour: Polished Chrome/Clear



HL3569 NOW: £177.00
Size (mm): Ø 185 ↑ 605-1605
Lamp: 1 x E27 60W
Colour: Antique Brass/Amber



twisted clear cable



HL3771 **NOW: £113.00**
Size (mm): Ø 200 ↓ 300–1795
Lamp: 1 x E27 60W
Colour: Polished Chrome/Clear

NAPFSPITZE

These single pendants are available in four colour finishes; antique brass, antique copper, polished chrome and satin nickel. The clean metal cone shape holds the E27 lampholder and provides an open beam of light. The outer clear glass extends a little further than the lampholder cone so the illumination is has a more ambient dispersal.

Images are not to scale

Range Characteristics:
4 Colour Options
Bespoke Clear Glass
Twisted Cable Suspension

bespoke clear
glass



HL3772 NOW: £113.00
Size (mm): Ø 200 ↓ 300–1795
Lamp: 1 x E27 60W
Colour: Satin Nickel/Clear



immaculate metallic
finishes

HL3772 NOW: £113.00
Size (mm): Ø 200 ↓ 300–1795
Lamp: 1 x E27 60W
Colour: Antique Brass/Clear



HL3774 NOW: £113.00
Size (mm): Ø 200 ↓ 300–1795
Lamp: 1 x E27 60W
Colour: Antique Copper/Clear



HL4135 NOW: £131.00

Size (mm): Ø 230 ↑ 380

Lamp: 1 x E27 40W ☐

Colour: Ancient Brass/Clear



sizable glass shades

HL4136 NOW: £141.00

Size (mm): Ø 310 ↑ 280

Lamp: 1 x E27 40W ☐

Colour: Ancient Brass/Clear

GAMSKOFEL



The smooth curves and shapes moulded for the glass in this range are sat around the E27 lampholders which creatively give the impression of a lamp within a lamp. Both the long and shallow versions of glass are available on both a single pendant and table lamp with an Ancient brass finish.

Range Characteristics:
2 Shape Options
Mouth Blown Glass
Impressive Oversize Body

coloured glass
coming soon

remarkable
finishing



HL4134 NOW: £128.00
Size (mm): Ø 310 ↑ 330-1330
Lamp: 1 x E27 40W
Colour: Ancient Brass/Clear



HL4133 NOW: £119.00
Size (mm): Ø 230 ↑ 440-1440
Lamp: 1 x E27 40W
Colour: Ancient Brass/Clear



HL3438 NOW: £81.00
Size (mm): ↓ 150 ↔ 150 ↗ 200
Lamp: 1 x Integral LED 8W, 890lm
Colour: Polished Chrome/Smoked



HL3439 NOW: £81.00
Size (mm): ↓ 150 ↔ 150 ↗ 200
Lamp: 1 x Integral LED 8W, 890lm
Colour: Polished Chrome/Copper



HL3440 NOW: £81.00
Size (mm): ↓ 150 ↔ 150 ↗ 200
Lamp: 1 x Integral LED 8W, 890lm
Colour: Polished Chrome/Champagne

toggle switch

LAGGINHORN

The pendant within this range hosts a trio of oval glass moulded with an ascetically pleasing rippled effect amplifying the coloured tints. Each glass which sits around the integral 4000K LED disks, is in a different translucent colour. The LED wall lamps are available with one of the three coloured glass on the pendant so a colour theme can be built.


Range Characteristics:
4000K Natural White
Not Dimmable
3 Years Warranty

stylish

HL3441 **NOW: £177.00**
Size (mm): Ø 240 ↑ 610-1570
Lamp: 3 x Integral LED 8W, 2600lm □
Colour: Polished Chrome/Copper/
Champagne/Smoked


delicate ribbed
glass

creative colour
combination



mix, match,
create

4 colour
options



HL3787 NOW: £70.00
Size (mm): Ø 140 ↓ 350–1840
Lamp: 1 x E27 60W □
Colour: Copper/Matt Black



HL3786 NOW: £70.00
Size (mm): Ø 140 ↓ 350–1840
Lamp: 1 x E27 60W □
Colour: Polished Nickel/Matt Black



HL3786 & HL3791

DACHSTEIN

A group of single E27 suspension kits with a more intricate frame design are available in four colour finishes. In union with these kits this range also includes a selection of tinted glass cylinders and globes in various colours which can be used to complement the pendant kits for a generic fixture or produce a mixed tone effect for something more bespoke.

Range Characteristics:
Mix & Match Range
Colour Fading Glass Shade
Designer Ceiling Box

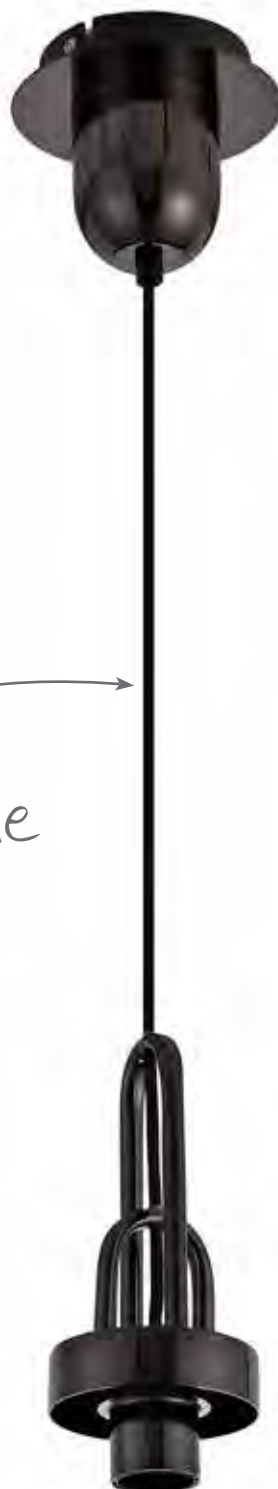


attention to
design

HL3788 **NOW: £70.00**
Size (mm): Ø 140 ↑ 350-1840
Lamp: 1 x E27 60W □
Colour: Brass Gold/Matt Black



HL3788 & HL3793



fabric cable

HL3789 **NOW: £70.00**
Size (mm): Ø 140 ↑ 350-1840
Lamp: 1 x E27 60W □
Colour: Black Chrome/Matt Black



sheer quality

HL3795 NOW: £63.00

Size (mm): Ø 160 ↑ 355

Colour: Copper/Clear



HL3794 NOW: £63.00

Size (mm): Ø 160 ↑ 355

Colour: Smoked/Clear



HL3790 NOW: £60.00

Size (mm): Ø 300 ↑ 270

Colour: Brass Gold/Clear


DACHSTEIN

A group of single E27 suspension kits with a more intricate frame design are available in four colour finishes. In union with these kits this range also includes a selection of tinted glass cylinders and globes in various colours which can be used to complement the pendant kits for a generic fixture or produce a mixed tone effect for something more bespoke.

Range Characteristics:
Mix & Match Range
Colour Fading Glass Shade
Designer Ceiling Box



HL3792 NOW: £60.00
Size (mm): Ø 300 ↓ 270
Colour: Copper/Clear



*mix, match,
create*



HL3793 NOW: £63.00
Size (mm): Ø 160 ↓ 355
Colour: Brass Gold/Clear



HL3791 NOW: £60.00
Size (mm): Ø 300 ↓ 270
Colour: Smoked/Clear

*smooth and uniform
colour fade*



self levelling



HL4121 **NOW: £119.00**

Size (mm): ↗ 130 ↓ 350-1500 ↔ 170

Lamp: 1 x E27 60W

Colour: Antique Brass



adjustable

HL4122 **NOW: £119.00**

Size (mm): ↗ 130 ↓ 350-1500 ↔ 170

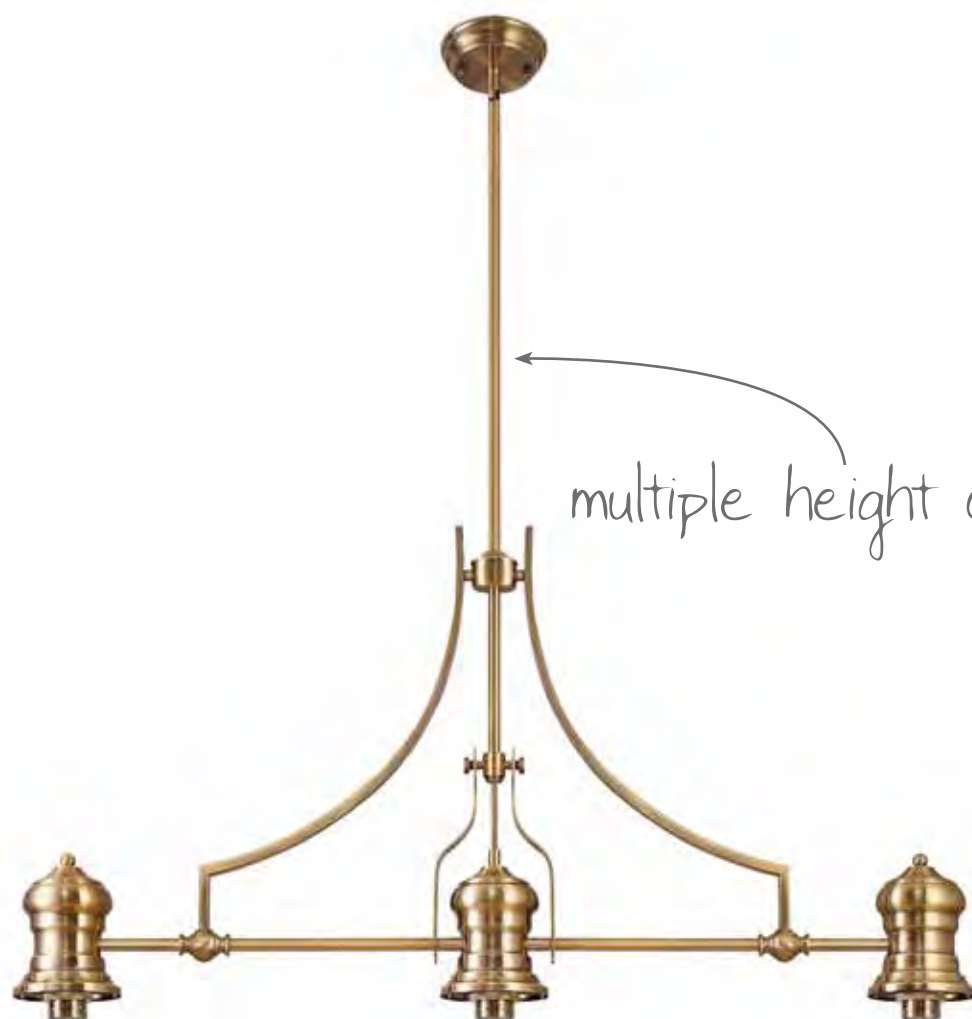
Lamp: 1 x E27 60W

Colour: Polished Nickel

BOSSONS

This ranges unique shapes project a modern ambience which is partnered with traditional colour finishes to create a more contemporary collection. The shallow dish forms shade the light emitted from the E27 lampholders and its distinctive inimitability produces a prominent feature in its given space.

Range Characteristics:
2 Colour Options
Various Height Options
Robust Craftsmanship




HL4123 NOW: £348.00

Size (mm): ↗ 110 ↓ 600-1735 ↔ 1010

Lamp: 3 x E27 60W

Colour: Antique Brass



mix, match,
create

can also be used
with 30cm
tiffany shades

HL4124 NOW: £348.00

Size (mm): ↗ 130 ↓ 600-1735 ↔ 1010

Lamp: 3 x E27 60W

Colour: Polished Nickel





HL4049 NOW: £59.00

Size (mm): Ø 300 ↓ 115


Colour: Amber



HL4051 NOW: £53.00

Size (mm): Ø 300 ↓ 115

Colour: Clear



*mix, match,
create*

*superior quality
glass shades*



HL4050 NOW: £59.00

Size (mm): Ø 300 ↓ 115

Colour: Smoked

BOSSONS

This ranges unique shapes project a modern ambience which is partnered with traditional colour finishes to create a more contemporary collection. The shallow dish forms shade the light emitted from the E27 lampholders and its distinctive inimitability produces a prominent feature in its given space.

Range Characteristics:
11 Different Designs
Good Quality Glass
Standard 42mm Hole



HL4052 NOW: £59.00
Size (mm): Ø 300 ↑ 145
Colour: Clear



HL4053 NOW: £69.00
Size (mm): Ø 300 ↑ 125
Colour: Clear



HL4054 NOW: £47.00
Size (mm): Ø 300 ↑ 150
Colour: Clear

38cm diameter



HL4055 NOW: £79.00
Size (mm): Ø 380 ↑ 185
Colour: Clear



HL4057 NOW: £79.00

Size (mm): Ø 380 ↑ 145

Colour: Clear



HL4056 NOW: £65.00

Size (mm): Ø 300 ↑ 130

Colour: Clear

the champion at 5.5kg



HL4058 NOW: £129.00

Size (mm): Ø 380 ↑ 160

Colour: Clear



HL4059 NOW: £65.00

Size (mm): Ø 300 ↑ 120

Colour: Clear

upto 38cm
diameter

BOSSONS

This ranges unique shapes project a modern ambience which is partnered with traditional colour finishes to create a more contemporary collection. The shallow dish forms shade the light emitted from the E27 lampholders and its distinctive inimitability produces a prominent feature in its given space.

Range Characteristics:
11 Different Designs
Good Quality Glass
Standard 42mm Hole



HL4067 NOW: £51.00
Size (mm): Ø 300 ↓ 145
Colour: Clear

superior quality
glass shades


prismatic effect



HL4060 NOW: £47.00
Size (mm): Ø 265 ↓ 120
Colour: Clear



HL4126 NOW: £65.00
Size (mm): Ø 300 ↓ 140
Colour: Clear



mix, match,
create



HL4125 NOW: £77.00
Size (mm): Ø 335 ↓ 155
Colour: Clear



HL3586 NOW: £317.00
Size (mm): ↗ 150 ↓ 375-1380 ↔ 1000
Lamp: 3 x E27 40W ☐
Colour: Black/Clear

EIGER

A complete collection including a linear three light pendant and singular one light pendant, with matching wall and table lamps available. The subtle line effect moulded into the glass cylinders, which sit around the E27 lampholders, give the impression of caging around the lamp enhancing the minimalistic design of the slim black framework.

Range Characteristics:
Rippled Glass Shades
Black/Chrome Finishing
More Is Less Design



HL3587 NOW: £104.00
Size (mm): $\uparrow 260 \leftrightarrow 150 \rightarrow 205$
Lamp: 1 x E27 40W \square
Colour: Black/Clear

polished chrome
detail



HL3585 NOW: £102.00
Size (mm): $\varnothing 200 \uparrow 335-1360$
Lamp: 1 x E27 40W \square
Colour: Black/Clear



HL3588 NOW: £96.00
Size (mm): $\varnothing 200 \uparrow 275$
Lamp: 1 x E27 40W \square
Colour: Black/Clear



concealed
light source



HL3098 NOW: £162.00
Size (mm): Ø 220 ↑ 1540
Lamp: 1 x Integral LED 7W, 790lm
Colour: Black/Smoked



HL3096 NOW: £179.00
Size (mm): Ø 220 ↑ 1540
Lamp: 1 x Integral LED 7W, 790lm
Colour: Antique Brass/Amber

complementing
glass finishes



HL3097 NOW: £179.00
Size (mm): Ø 220 ↑ 1540
Lamp: 1 x Integral LED 7W, 790lm
Colour: Satin Nickel/Clear

CHARMOZ

This intriguing range economically uses minimal metalwork to structure its frame whilst still providing an interesting decorative form. The long capsule glass holding the integral 4000K LEDs are encircled by a slim single frame ring, intelligently producing a modern design feature with few materials.



HL3070 NOW: £95.00

Size (mm): ↗ 120 ↓ 460–1460 ↔ 160

Lamp: 1 x Integral LED 7W, 790lm

Colour: Black/Smoked



Range Characteristics:
4000K Natural White
Not Dimmable
3 Years Warranty



HL3068 NOW: £104.00

Size (mm): ↗ 120 ↓ 460–1460 ↔ 160

Lamp: 1 x Integral LED 7W, 790lm

Colour: Antique Brass/Amber



HL3067 NOW: £108.00

Size (mm): Ø 150 ↓ 430

Lamp: 1 x Integral LED 7W, 790lm

Colour: Black/Smoked

HL3069 NOW: £104.00
Size (mm): ↗ 120 ↓ 460–1460 ↔ 160
Lamp: 1 x Integral LED 7W, 790lm
Colour: Satin Nickel/Clear



HL3066 NOW: £120.00

Size (mm): Ø 150 ↓ 430

Lamp: 1 x Integral LED 7W, 790lm

Colour: Satin Nickel/Clear



HL3065 NOW: £120.00

Size (mm): Ø 150 ↓ 430

Lamp: 1 x Integral LED 7W, 790lm

Colour: Antique Brass/Amber



HL4139 **NOW: £266.00**
Size (mm): Ø 310 ↓ 440–1440
Lamp: 1 x E27 40W
Colour: Polished Nickel/Clear

opulent design



HL4140 **NOW: £365.00**
Size (mm): Ø 320 ↓ 480–1480
Lamp: 3 x E27 40W
Colour: Polished Nickel/Clear

bespoke crystal components

MADUN

Each E27 single pendant light in this range is fixed within a mesmerising structure formed by building together substantial clear crystal pieces with polished nickel frame. The first pendant is composed into a serene teardrop outline, while the second figure opts for a more angled shape and the third regal orb formations are available in two sizes.

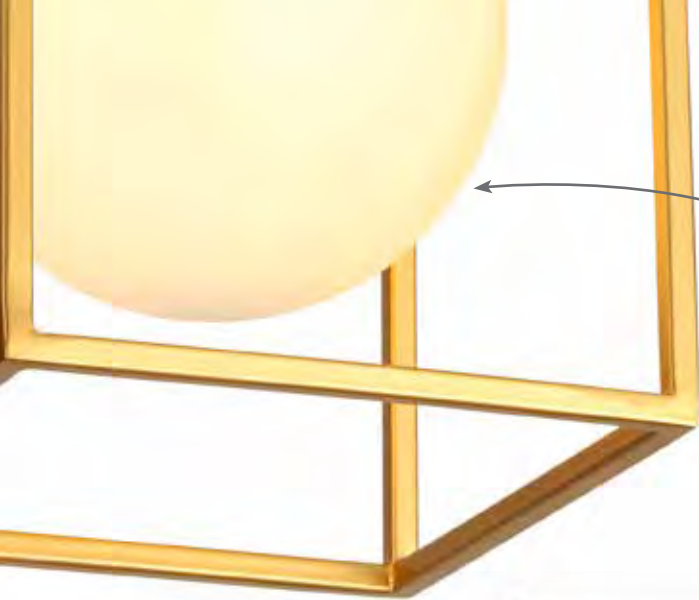
Range Characteristics:
3 Distinct Shapes
Bespoke Curved Crystal
Luxurious Polished Nickel



HL4138 NOW: £399.00
Size (mm): Ø 410 ↑ 460-1460
Lamp: 3 x E27 40W
Colour: Polished Nickel/Clear



HL4137 NOW: £254.00
Size (mm): Ø 310 ↑ 340-1340
Lamp: 1 x E27 40W
Colour: Polished Nickel/Clear



opal glass
spheres

excellent colour
combination



HL3564 **NOW: £200.00**

Size (mm): ↗ 180 ↕ 245–1240 ↔ 700

Lamp: 3 x E14 40W

Colour: Matt Black/Painted Gold/Frosted White

CASTELLO

The clean square shapes of this comprehensive range emit a slightly art deco feel. The painted gold frame perfectly offset against the matt black plates outlines the E14 lampholders to form an open faced cube shape, producing an ambient source of light in a stylish, fashionable feature.

Range Characteristics:
Black/Gold Combination
Impressive White Globe
Cube Based Design



HL3563 NOW: £83.00

Size (mm): ↗ 180 ↓ 215 ↔ 180

Lamp: 1 x E14 40W

Colour: Matt Black/Painted Gold/
Frosted White

HL3565 NOW: £89.00

Size (mm): ↓ 150 ↔ 160 ↗ 260

Lamp: 1 x E14 40W

Colour: Matt Black/Painted Gold/
Frosted White



switched



HL3566 NOW: £89.00

Size (mm): ↗ 180 ↓ 225 ↔ 180

Lamp: 1 x E14 40W □

Colour: Matt Black/Painted Gold/
Frosted White



subtle grey finish

HL3447 NOW: £96.00

Size (mm): ↗ 90 ↘ 200–1680 ↔ 200

Lamp: 1 x Integral LED 3W, 110lm

Colour: Sand Black/Grey



symmetry meets design



HL3449 NOW: £84.00

Size (mm): ↓ 100 ↔ 100 ⇨ 115

Lamp: 1 x Integral LED 3W, 110lm

Colour: Sand Black/Grey



ROTSPLITZE

A modern collection that uses a theme of triangular shapes, this range sits small cone shades which house the integral LEDs inside the bottom of a cross shape. The two suspension cables for each shade are held together by a small cylinder that can be slid along the cables to create shapes along the drop that seamlessly coordinate with the style of the frame.

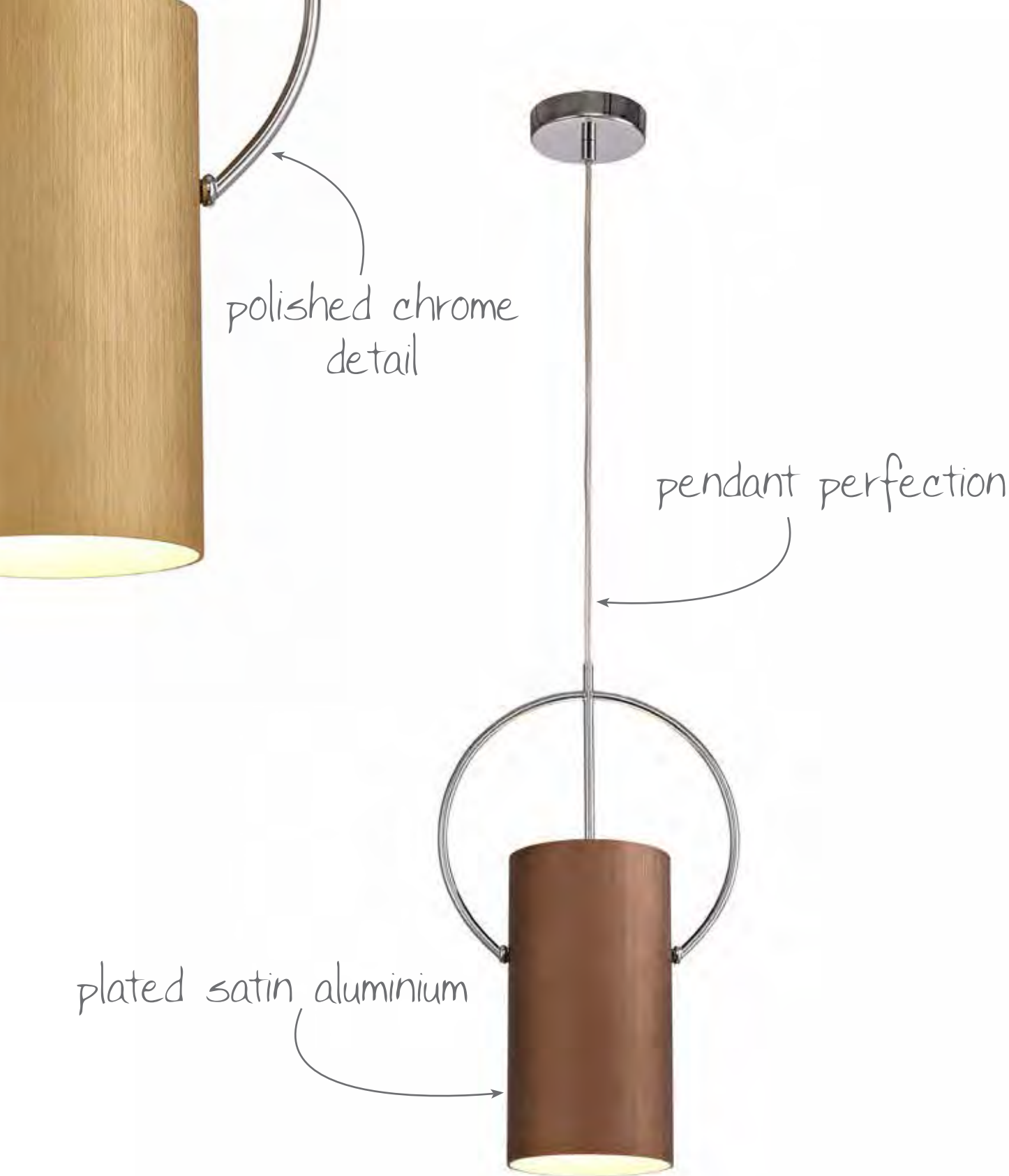
Range Characteristics:
3000K Warm White
Not Dimmable
3 Years Warranty

90cm length



HL3448 **NOW: £258.00**
Size (mm): ↗ 90 ↕ 200-1680 ↔ 900
Lamp: 3 x Integral LED 3W, 350lm
Colour: Sand Black/Grey

lines of perfection



HL3408 NOW: £89.00

Size (mm): ↗ 130 ↕ 445–1950 ↔ 245

Lamp: 1 x E27 60W

Colour: Coffee/Polished Chrome

SEROTTINI

The polished chrome ring featured on these single pendants creates a halo effect above the top of the narrow cylindrical shade which is stylish when the light is not in use yet projects the light form the E27 lampholder when illuminated. This range is available in three shade colour finishes; coffee, gold and satin nickel giving a suitable option to complement most décor.

Range Characteristics:
3 Colour Options
Satin Aluminium Shade
Impressive Chrome Ring

HL3407 NOW: £89.00

Size (mm): ↗ 130 ↕ 445-1950 ↔ 245

Lamp: 1 x E27 60W

Colour: Satin Nickel/Polished Chrome



up to 2m drop



sophisticated colour
finishes

HL3409 NOW: £89.00

Size (mm): ↗ 130 ↕ 445-1950 ↔ 245

Lamp: 1 x E27 60W

Colour: Gold/Polished Chrome/Gold Shimmer





HL3726 NOW: £50.00

Size (mm): Ø 170 ↑ 320–1830

Lamp: 1 x E27 40W

Colour: Matt Black/Antique Brass/Khaki



HL3729 NOW: £164.00

Size (mm): ↗ 170 ↑ 320–1820 ↔ 770

Lamp: 3 x E27 40W

Colour: Matt Black/Antique Brass/Khaki



HL3724 NOW: £209.00

Size (mm): ↗ 300 ↑ 1790 ↔ 580

Lamp: 1 x E27 40W □

Colour: Matt Black/Antique Brass/Khaki

SOPRANA

This range awards original features to a classic design concept. A familiar metal, narrow domed shade houses the E27 lampholder. The most unique aspect is the colour on the inside of each shade which is a khaki finish; in order to accentuate this, the edges around the shades have small oval cut-outs to display the inner shade and create fascinating shadows.

Range Characteristics:
Distinct Khaki Interior
Oversized Floor Lamp
Adjustable Heads




HL3725 NOW: £44.00

Size (mm): ↓ 160 ↔ 120 ↗ 210

Lamp: 1 x E27 40W

Colour: Matt Black/Antique Brass/Khaki

toggle switch



HL3723 NOW: £60.00

Size (mm): ↗ 150 ↓ 440 ↔ 250

Lamp: 1 x E27 40W □

Colour: Matt Black/Antique Brass/Khaki




HL3728 NOW: £77.00

Size (mm): Ø 265 ↓ 440–1940

Lamp: 1 x E27 40W

Colour: Matt Black/Antique Brass/Khaki



khaki interior



HL3727 NOW: £62.00


Size (mm): Ø 215 ↓ 360–1860

Lamp: 1 x E27 40W

Colour: Matt Black/Antique Brass/Khaki



beautiful colour
combination



adjustable

HL3739 NOW: £74.00

Size (mm): ↓ 265 ↔ 160 ↔ 225

Lamp: 1 x E27 60W

Colour: Antique Silver/Copper/White

modern angled
design



HL3740 NOW: £80.00

Size (mm): ↗ 160 ↓ 500 ↔ 315

Lamp: 1 x E27 60W □

Colour: Antique Silver/Copper/White

toggle switch

HL3741 NOW: £150.00

Size (mm): Ø 270 ↓ 1560

Lamp: 1 x E27 60W □

Colour: Antique Silver/Copper/White

EGGISHORN

This comprehensive collection uses varied components in both an antique silver and copper colour finish to present an industrialised effect. The combination gives the impression of recycled materials that have been reimagined as modernised metallic lighting fixtures to add character to their given settings.


Range Characteristics:
Superb Colour Contrast
Gloss White Interior
Great Attention To Detail



HL3736 NOW: £65.00
Size (mm): Ø 160 ↓ 320–1200
Lamp: 1 x E27 60W
Colour: Antique Silver/Copper/White



twisted fabric
cable




HL3737 NOW: £83.00
Size (mm): Ø 250 ↓ 300–1500
Lamp: 1 x E27 60W
Colour: Antique Silver/Copper/White



special colour finish

HL3738 NOW: £120.00
Size (mm): Ø 330 ↓ 400–1500
Lamp: 1 x E27 60W
Colour: Antique Silver/Copper/White

Range Characteristics:
3000K Warm White
Not Dimmable
3 Years Warranty



discrete light
source



HL4141 NOW: £119.00

Size (mm): Ø 280 ↓ 420–1400

Lamp: 1 x Integral LED 8W, 200lm

Colour: Matt Grey/White



latest design &
colour finish

HL4142 NOW: £149.00

Size (mm): Ø 350 ↓ 490–1470

Lamp: 1 x Integral LED 10W, 250lm

Colour: Matt Grey/White


MARESENSPITZ

The triangular cut-outs of this pendant range form a three dimensional diamond construct. It's integral 3700K LED's sit within an opal diffuser around the inside of the open ring at the bottom of the hanging shape. This open feature creates a halo of light beneath which also disperses to illuminate the diamond shape producing a riveting effect.

Range Characteristics:
3 Distinct Shapes
Rare Polished Brass Finish
Geometric Based Design



HL3192 NOW: £75.00
Size (mm): Ø 210 ↑ 375–1375
Lamp: 1 x E27 60W
Colour: Polished Brass



HL3194 NOW: £95.00
Size (mm): Ø 400 ↑ 250–1250
Lamp: 1 x E27 60W
Colour: Polished Brass

geometrical design



HL3193 NOW: £95.00
Size (mm): Ø 400 ↑ 200
Lamp: 1 x E27 60W
Colour: Polished Brass

CRISTALLINA

A body of open triangular and diamond shapes are tiled together to create a prismatic optical illusion around the E27 lampholder. The traditional polished brass finish ensures this range can be used to enhance the character and eye-catching design of a rustic or contemporary setting with optimum illumination.



HL3130 NOW: £66.00
Size (mm): Ø 160 ↓ 340–1340
Lamp: 1 x E27 60W
Colour: Antique Brass



HL3131 NOW: £84.00
Size (mm): Ø 250 ↓ 430–1430
Lamp: 1 x E27 60W
Colour: Antique Brass



HL3132 NOW: £95.00
Size (mm): Ø 260 ↓ 555–1555
Lamp: 1 x E27 60W
Colour: Antique Brass

RUVI



The open areas of these single pendants form an uninhibited ambient distribution. Numerous different irregular shapes form the metal framework in black nickel or antique brass producing an overall acorn shape with a distinctive narrow angled point. Available in three sizes these E27 pendants are sure to complement a modern edgy setting.

Range Characteristics:
2 Colour Options
3 Distinct Sizes
Random Unique Design



HL3138 NOW: £69.00
Size (mm): Ø 160 ↓ 340–1340
Lamp: 1 x E27 60W
Colour: Black Nickel



HL3160 NOW: £95.00
Size (mm): Ø 260 ↓ 555–1555
Lamp: 1 x E27 60W
Colour: Black Nickel

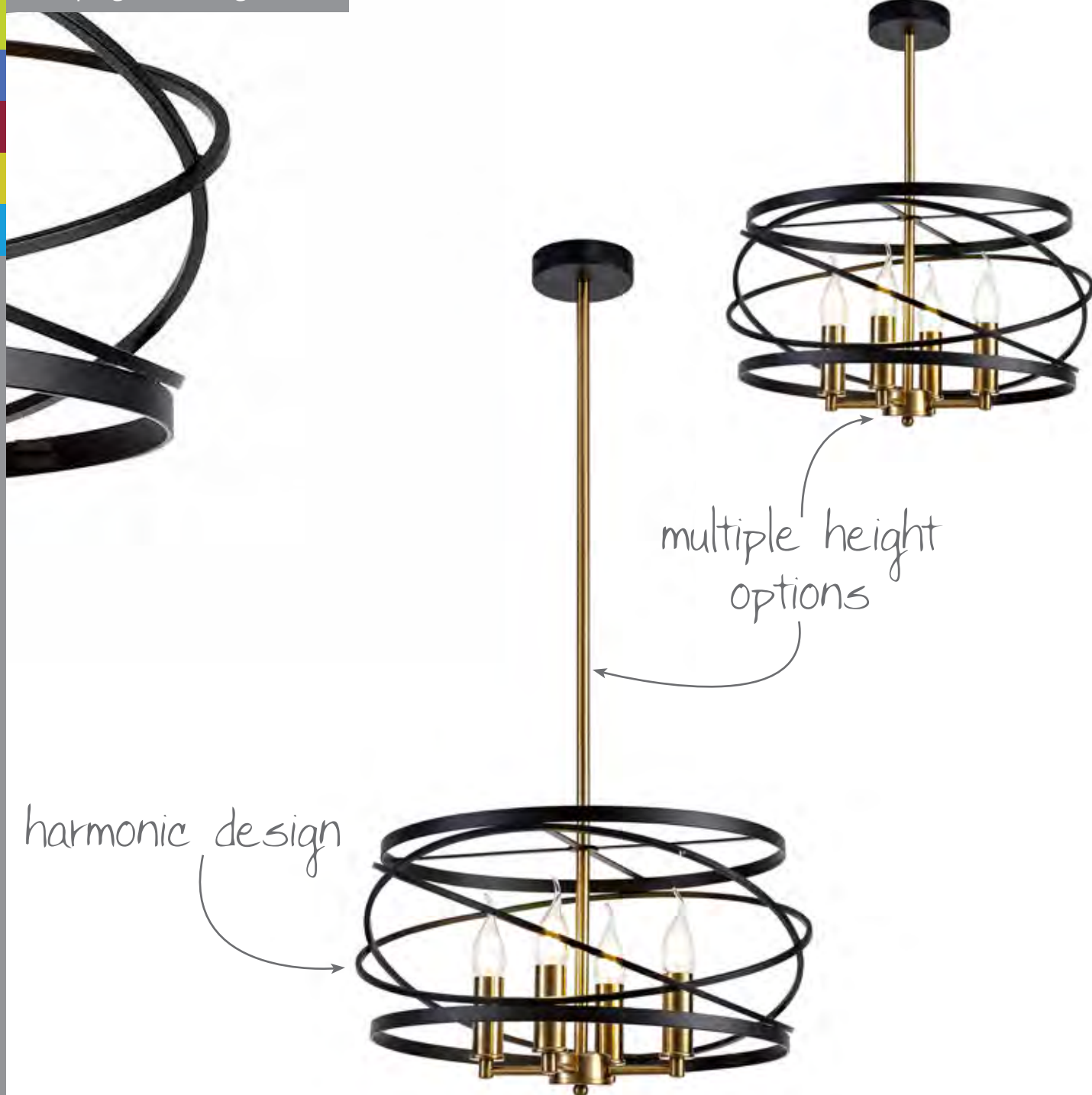
unique design
on each side



HL3159 NOW: £84.00
Size (mm): Ø 250 ↓ 430–1430
Lamp: 1 x E27 60W
Colour: Black Nickel

symmetry?
not in this range!

Range Characteristics:
Black/Gold Combination
Various Height Options
Sweeping Line Design



HL3101 NOW: £147.00

Size (mm): Ø 435 ↑ 375–870

Lamp: 4 x E14 40W

Colour: Black/Satin Gold

BREVENT

This intricately structured frame encircles the four E14 lampholders with overlapping angled rings. The chaotic positioning of this central feature is brought into order by the slightly wider, vertical rings positioned at the top and bottom of the frame producing a drum like shape overall.

This pendant emits a classical distinguished air .

Range Characteristics:
Black/Gold Combination
Double Sphere Concept
2 Tone Ceiling Box

attention to
detail



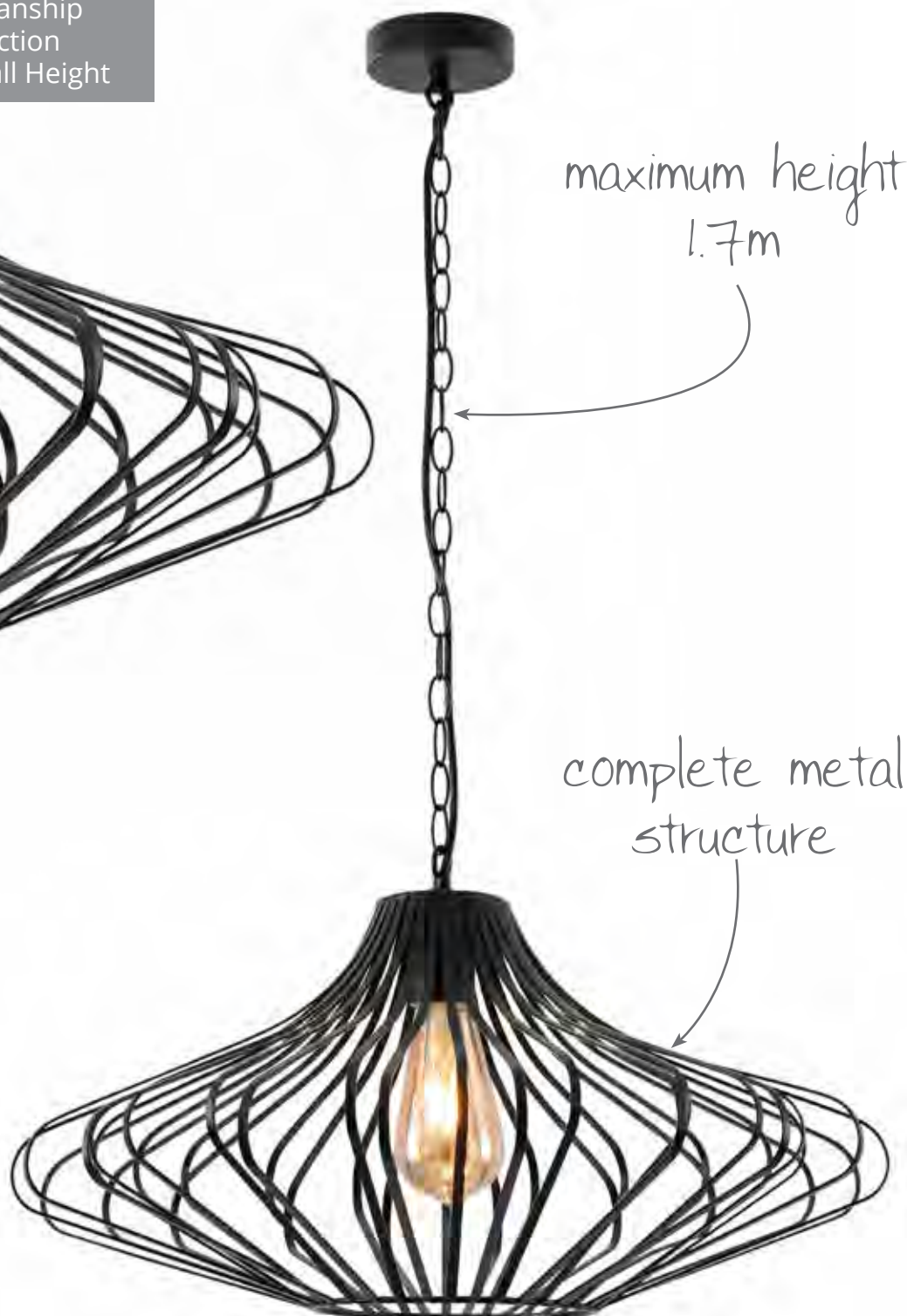
rich colour
combination

HL3822 **NOW: £117.00**
Size (mm): Ø 400 ↑ 450-1433
Lamp: 1 x E27 60W
Colour: Black/Satin Gold

GRIVOLA

This pendant is most suitable for use in a traditional setting with its rustic combination of black and satin gold colour finishes. The two larger black rings outline the frame whilst the smaller satin gold rings overlap within the centre to project an orbital illusion surrounding the E27 lampholder.

Range Characteristics:
Superior Craftsmanship
All Metal Construction
Up to 1.7m Overall Height



HL3019 **NOW: £104.00**
Size (mm): Ø 510 ↑ 320–1720
Lamp: 1 x E27 40W
Colour: Matt Black

KOLBENSPITZE

This E27 pendant has a distinctive design that will insert a modern atmosphere in any room setting. The wire like frame is manipulated and bent into narrow curves, fanned into a 3D shape around the lampholder. The matt black finish furthers the unique appeal of this exquisite singular fixture.

Range Characteristics:
Great 3 in 1 Concept
Black/Gold Combination
Versatile Simple Design



HL3567 NOW: £146.00

Size (mm): Ø 430 ↑ 138/348/370–1410

Lamp: 1 x E27 60W

Colour: Black/Gold

3 versatile hanging
methods



POURRI

This lone fitting is a 3 in 1 product that can be used as either a one light pendant, semi flush light or flush ceiling light. If this appealing circular design with black and gold colour finish is ideal for your desired room setting there is no need for concern regarding the drop in the size of the area due to its enhanced adaptability.

Range Characteristics:
Black/Gold Combination
Versatile Simple Design
Great With Vintage Lamps



HL3410 NOW: £59.00
Size (mm): ↗ 110 ↓ 350-1350 ↔ 200
Lamp: 1 x E27 60W □
Colour: Sand Gold/Matt Black



HL3412 NOW: £83.00
Size (mm): ↓ 330 ↔ 200 ↗ 120
Lamp: 1 x E27 60W
Colour: Sand Gold/Matt Black



HL3411 NOW: £71.00
Size (mm): ↗ 110 ↓ 470-1470 ↔ 250
Lamp: 1 x E27 60W □
Colour: Sand Gold/Matt Black

attention to
detail

rich colour
combination



HL3413 NOW: £84.00
Size (mm): ↗ 130 ↓ 480 ↔ 200
Lamp: 1 x E27 60W □
Colour: Sand Gold/Matt Black

WISSIGSTOCK

This range uses a minimal amount of framework to ensure the optimum amount of light is provided from the E27 lamp used, without compromising the unique and attractive design. The singular hoop around the lampholder is enhanced by the sand gold colour finish which perfectly offsets against the matt black plates and cable giving an art deco atmosphere.

Range Characteristics:
3 Colour Options
Gloss White Interior
Up to 1.8m Height

matching ceiling cup



HL3007 NOW: £68.00

Size (mm): Ø 380 ↑ 320–1820

Lamp: 1 x E27 40W

Colour: Sand Grey/Satin Nickel/White



HL3004 NOW: £68.00

Size (mm): Ø 380 ↑ 320–1820

Lamp: 1 x E27 40W

Colour: Sand Black/Satin Nickel/White

satin nickel
detail



HL3010 NOW: £68.00

Size (mm): Ø 380 ↑ 320–1820

Lamp: 1 x E27 40W

Colour: Sand White/Satin Nickel/White

PARPAILLON

A uniform bowl shape forming the this collection, provides ample shade for the downward directionality of light from the E27 lampholder which it houses. Their dome ceiling cups reflect the form of the metal shade's shape allowing a cohesive design.

Range Characteristics:

2 Colour Options
Gloss White Interior
Superior Gloss Exterior

high gloss
finish

HL3598 NOW: £165.00
Size (mm): Ø 500 ↑ 265–1500
Lamp: 1 x E27 60W
Colour: Gloss White

50cm diameter

HL3597 NOW: £165.00
Size (mm): Ø 500 ↑ 265–1500
Lamp: 1 x E27 60W
Colour: Gloss Black/Gloss White

TRIGLAV

A wide dispersal of light is offered by the large open shade on these single pendants. The gloss black and gloss white colour finishes transform a simplistic lighting format into a must have modern collection. The fittings can take a maximum 60W E27 lamp granting the usage of a range of lamps to suit your needs.

Range Characteristics:
2 Size Options
Black/Gold Combination
Double Mesh Design



HL3603 NOW: £89.00

Size (mm): Ø 220 ↓ 280–1300

Lamp: 1 x E27 60W

Colour: Matt Black/Satin Gold

perforated
metal mesh



HL3604 NOW: £102.00

Size (mm): Ø 280 ↓ 340–1330

Lamp: 1 x E27 60W

Colour: Matt Black/Satin Gold

SCHNEEKARKOPF

An urban, industrial tone is inspired by these single pendants. Available in a large or small version the overlapping cylindrical forms are composed from sheets of mesh metal pieces. The tall narrow inner cylinder is a satin gold finish and the contrasting outer ring is shorter with a matt black finish. Each pendant takes a maximum 60W E27 lamp.

Range Characteristics:

2 Exclusive Finishes

3 in 1 Concept

Versatile Simple Design



HL3595 NOW: £140.00

Size (mm): Ø 300 ↓ 155/375/380-1420

Lamp: 1 x E27 60W

Colour: Wood Effect



3 versatile
hanging methods

unique marble
finish

HL3596 NOW: £140.00

Size (mm): Ø 300 ↓ 155/375/380-1420

Lamp: 1 x E27 60W

Colour: Marble Effect


VENOSC

This modern single pendant design uses a smooth, round, shallow frame to hold the E27 lampholder providing substantial presence with its rare wood or marble effect finish without impeding the ambient illumination from the chosen lamp. This concept permits the maximum lighting output without compromising unique design.

Range Characteristics:
3 Distinct Shapes
Luxurious Polished Nickel
Sweeping Lines Design



HL3135 NOW: £87.00
Size (mm): Ø 400 ↓ 220–1220
Lamp: 1 x E27 60W
Colour: Polished Nickel



HL3137 NOW: £78.00
Size (mm): Ø 250 ↓ 310–1310
Lamp: 1 x E27 60W
Colour: Polished Nickel

*gentle curves of
symmetry*



HL3136 NOW: £72.00
Size (mm): Ø 180 ↓ 410–1410
Lamp: 1 x E27 60W
Colour: Polished Nickel

ROSENJOCH

This range hosts a trio of traditional pendants with distinctly varied shapes. Their composition of hollow diamonds encircle the single E27 lampholder of each fitting. This structure is available as either an elliptical sphere, curved cylinder or sphere shape, to suit your personal preference.



sleek ceiling
cup



substantial
spherical crystal



HL3348 NOW: £336.00

Size (mm): Ø 330 ↓ 300–2300

Lamp: 3 x Integral LED 5W, 268lm

Colour: Polished Chrome/Clear/Frosted

HL3346 NOW: £123.00

Size (mm): Ø 60 ↓ 400–2460

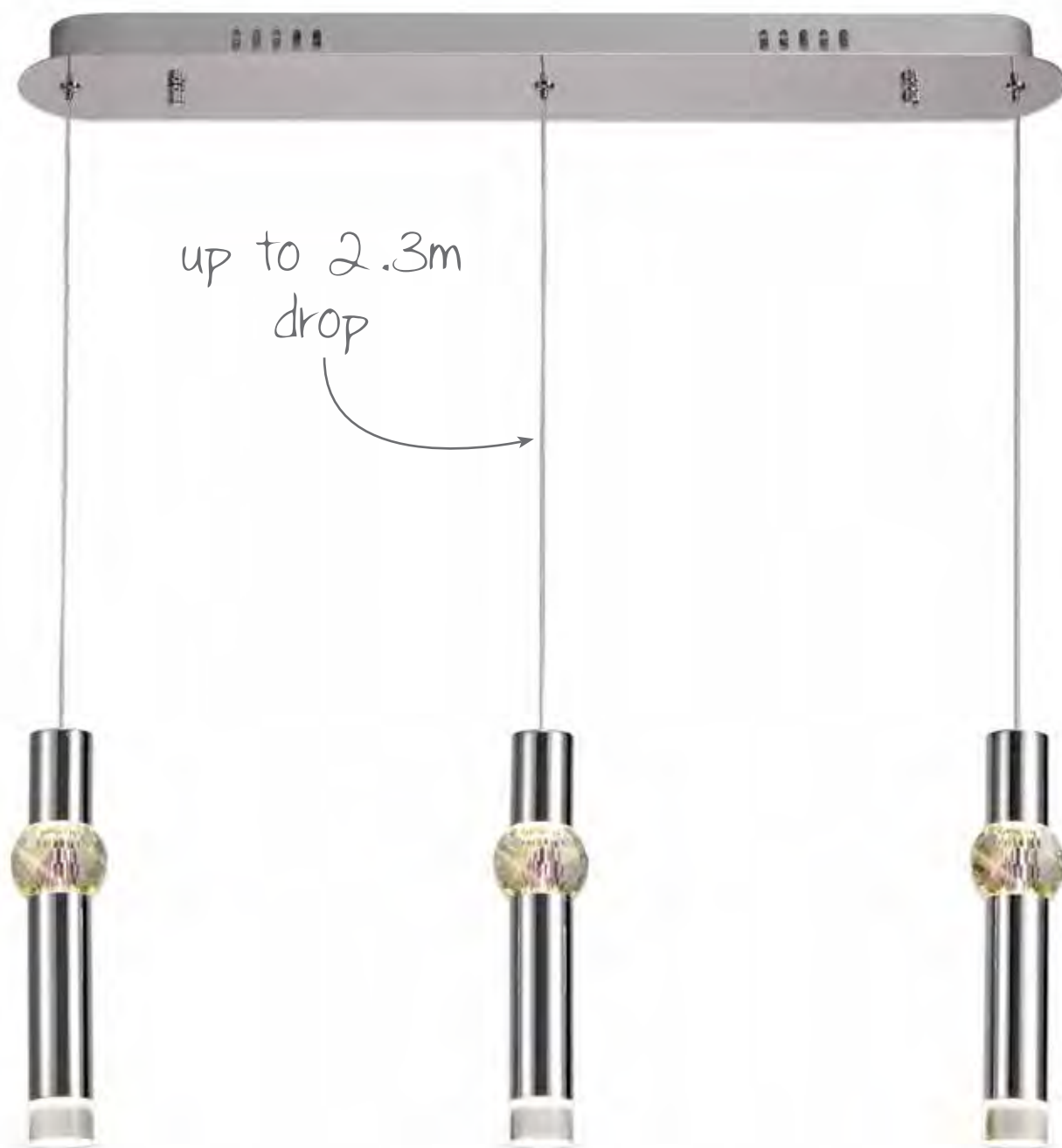
Lamp: 1 x Integral LED 5W, 118lm

Colour: Polished Chrome/Clear/Frosted

KALKWAND

These pendants offer a sleek and modern design that creates a futuristic aura with their slim polished chrome tubes. The integral LEDs emit a warm light filtered through the clear acrylic section at the bottom of each cylinder and the substantial spherical crystal sphere which produces spectral patterns with its faceted cut.

Range Characteristics:
3000K Warm White
Not Dimmable
3 Years Warranty



HL3347 NOW: £333.00

Size (mm): ↗ 100 ↕ 320-2320 ↔ 710

Lamp: 3 x Integral LED 5W, 304lm

Colour: Polished Chrome/Clear/Frosted

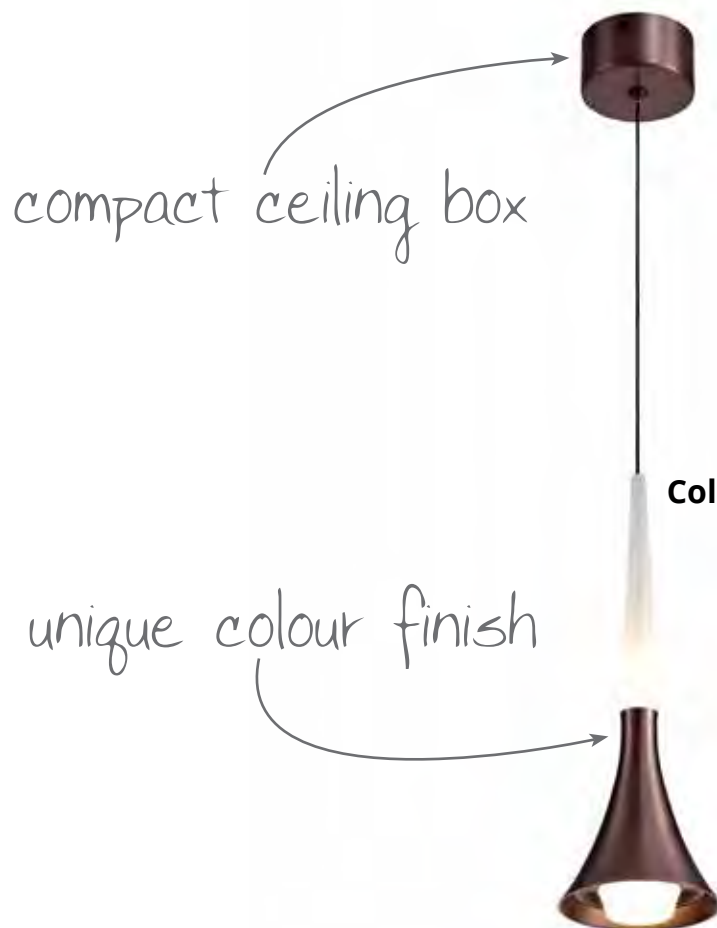


dual light
source

HL3163 **NOW: £327.00**
Size (mm): Ø 350 ↓ 360–2350
Lamp: 3 x Integral LED 5W, 447lm
Colour: Satin Brown/Frosted White/Frosted

JORASSES

A collection of sleek pendants, the modern flared cone shape creates a funnel effect enhancing the light emitted from the integral 3000K LEDs. The satin brown colour finish of the metal framework provides a more adaptable option for neutral room settings where a warmer feature is required, without compromising the benefits of modern LED technology.



Range Characteristics:
3000K Warm White
Not Dimmable
3 Years Warranty

HL3161 NOW: £96.00
Size (mm): Ø 100 ↓ 360–2355
Lamp: 1 x Integral LED 5W, 213lm
Colour: Satin Brown/Frosted White/Frosted

up to 2.3m
drop



HL3162 NOW: £333.00
Size (mm): ↗ 100 ↓ 370–2350 ↔ 800
Lamp: 3 x Integral LED 5W, 431lm
Colour: Satin Brown/Frosted White/Frosted



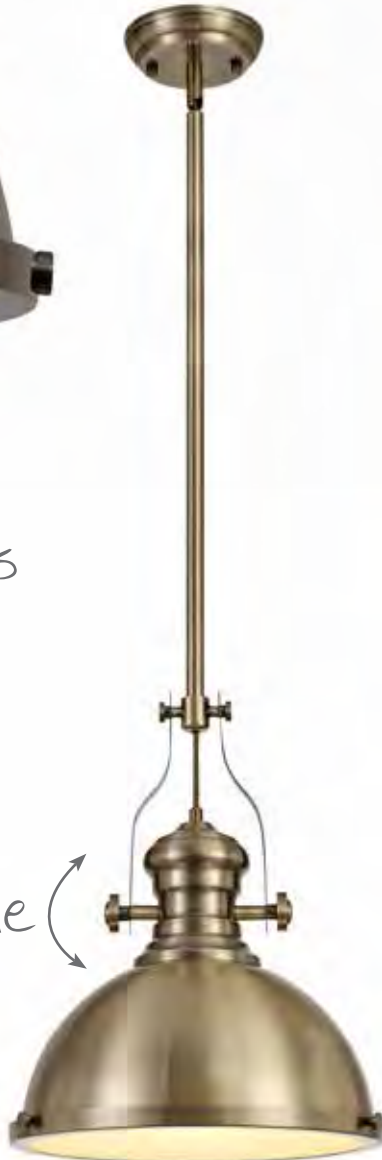
frosted glass

self levelling



HL3103 **NOW: £207.00**
Size (mm): Ø 340 ↑ 470-1640
Lamp: 1 x E27 60W
Colour: Polished Nickel/Frosted

adjustable



HL3102 **NOW: £207.00**
Size (mm): Ø 340 ↑ 470-1640
Lamp: 1 x E27 60W
Colour: Antique Brass/Frosted

BOSSONS

This ranges unique shapes project a modern ambience which is partnered with traditional colour finishes to create a more contemporary collection. The shallow dish forms shade the light emitted from the E27 lampholders and its distinctive inimitability produces a prominent feature in its given space.

Range Characteristics:
2 Colour Options
Various Height Options
Metal Shade/Glass Cover



HL3104 NOW: £509.00

Size (mm): ↗ 340 ↓ 860-1880 ↔ 1250

Lamp: 3 x E27 60W

Colour: Antique Brass/Frosted

detachable rim



HL3105 NOW: £509.00

Size (mm): ↗ 340 ↓ 860-1880 ↔ 1250

Lamp: 3 x E27 60W

Colour: Polished Nickel/Frosted

multiple height options

Range Characteristics:

4 Colour Options
Perfect Metallic Finish
Effective Light Spill



HL3601 NOW: £131.00
Size (mm): Ø 350 ↓ 280–1500
Lamp: 1 x E27 60W
Colour: Gloss Coffee



HL3600 NOW: £131.00
Size (mm): Ø 350 ↓ 280–1500
Lamp: 1 x E27 60W
Colour: Copper



HL3602 NOW: £131.00
Size (mm): Ø 350 ↓ 280–1500
Lamp: 1 x E27 60W
Colour: Antique Bronze



HL3599 NOW: £131.00
Size (mm): Ø 350 ↓ 280–1500
Lamp: 1 x E27 60W
Colour: Satin Nickel

flawless finish



CHARBONNEL

These frames are formed from a larger dome shape and a shallow dish both positioned in different directions to outline the shape of a serving bowl. The slim diffuser where each piece meets has been added to give a soft halo of light in-between both shapes projected from the E27 lampholder which dispels the main source of light from the larger open shade.

Range Characteristics:

2 Distinct Shapes
Geometrical Design
1m Black Fabric Cable



HL3133 **NOW: £71.00**
Size (mm): Ø 260 ↓ 300–1300
Lamp: 1 x E27 60W
Colour: Antique Copper/Black

geometrical design



HL3134 **NOW: £87.00**
Size (mm): Ø 360 ↓ 255–1250
Lamp: 1 x E27 60W
Colour: Antique Copper/Black

BALMHORN

With geometric shapes and form, this range includes two pendants finished in a stunning antique copper, ideal for use within a traditional atmosphere or even to bring a touch of contemporary ambience to a modern space. The wired format of the metalwork allows an open uninhibited dispersal of light from the E27 lampholder.



HL3143 & HL3144



HL3143 & HL3145

colour finishes &
effects shown for
illustration purposes
only

GUGGERNULL

This industrial collection can be applied to a domestic or commercial setting. The secure surface mount base hosts the GU10 lampholders in both the one and two light versions. The standard colour finish is white but the gypsum material allows for the product to be painted in the consumer's chosen colour to better comply with the theme of the room setting.





HL3139 & HL3142

how creative can you be?

endless possibilities!



HL3139 & HL3141



HL3139 & HL3140



surface mounted



HL3139 **NOW: £30.00**
Size (mm): ↗ 100 ↓ 150 ↔ 100
Lamp: 1 x GU10 25W □
Colour: White Paintable

GUGGERNULL

This industrial collection can be applied to a domestic or commercial setting. The secure surface mount base hosts the GU10 lampholders in both the one and two light versions. The standard colour finish is white but the gypsum material allows for the product to be painted in the consumer's chosen colour to better comply with the theme of the room setting.



Range Characteristics:
Magnetic Faceplates
Smooth Paintable Base
Versatile Surface Mount



HL3140 NOW: £24.00
Size (mm): ↗ 75 ↓ 120 ↔ 90
Colour: Matt White



HL3141 NOW: £24.00
Size (mm): ↗ 75 ↓ 120 ↔ 90
Colour: Matt Black



HL3142 NOW: £45.00
Size (mm): ↗ 75 ↓ 120 ↔ 90
Colour: Polished Chrome

metal inserts



colour coordinate
as required



HL3143 **NOW: £47.00**
Size (mm): ↗ 100 ↘ 150 ↔ 180
Lamp: 1 x GU10 25W □
Colour: White Paintable


GUGGERNULL

This industrial collection can be applied to a domestic or commercial setting. The secure surface mount base hosts the GU10 lampholders in both the one and two light versions. The standard colour finish is white but the gypsum material allows for the product to be painted in the consumer's chosen colour to better comply with the theme of the room setting.

Range Characteristics:
Magnetic Faceplates
Smooth Paintable Base
Versatile Surface Mount



HL3144 **NOW: £36.00**
Size (mm): ↗ 75 ↓ 120 ↔ 170
Colour: Matt White



HL3145 **NOW: £36.00**
Size (mm): ↗ 75 ↓ 120 ↔ 170
Colour: Matt Black



HL3146 **NOW: £57.00**
Size (mm): ↗ 75 ↓ 120 ↔ 170
Colour: Polished Chrome



magnetic contact



HL3139 & HL3142



HL3139 & HL3140



HL3139 & HL3141

standard combinations



HL3143 & HL3146



screwless faceplate



HL3143 & HL3145



HL3143 & HL3144

standard
combinations




polished chrome
detail



HL3715 **NOW: £110.00**
Size (mm): Ø 180 ↓ 250–1270
Lamp: 1 x E27 40W ☐
Colour: White Paintable

HL3176 **NOW: £126.00**
Size (mm): Ø 160 ↓ 370–1870
Lamp: 1 x E27 40W ☐

Colour: White Paintable/Polished Chrome



paintable

BOUQUETINS

This is a selection of downlights, wall lamps and two single pendants that have been specified for use in both industrial and domestic settings. The most highly appealing feature of this collection is the white gypsum finish which is paintable making the fixtures adaptable to specific needs and taste.

Range Characteristics:
Comprehensive Range
Smooth Paintable Surface
Versatile Surface Mount

any colour, any design,
you choose



HL3713 NOW: £96.00
Size (mm): ↓ 255 ↔ 200 ↔ 125
Lamp: 1 x G9 33W
Colour: White Paintable



HL3714 NOW: £78.00
Size (mm): ↓ 130 ↔ 150 ↔ 130
Lamp: 1 x G9 33W
Colour: White Paintable



HL3175 NOW: £71.00
Size (mm): ↓ 120 ↔ 200 ↔ 88
Lamp: 1 x G9 33W
Colour: White Paintable



HL3174 NOW: £131.00
Size (mm): ↓ 300 ↔ 100 ↔ 128
Lamp: 1 x Integral LED 4.5W, 270lm
Colour: White Paintable



anti-glare



HL3168 NOW: £24.00
Size (mm): ↗ 120 ↘ 45 ↔ 120
Lamp: 1 x GU10 35W ☐
Colour: White Paintable



trimless



HL3169 NOW: £18.00
Size (mm): ↗ 100 ↘ 29 ↔ 160
Lamp: 1 x GU10 35W ☐
Colour: White Paintable



HL3170 NOW: £18.00
Size (mm): ↗ 100 ↘ 29 ↔ 160
Lamp: 1 x GU10 35W ☐
Colour: White Paintable



paintable

BOUQUETINS

This is a selection of downlights, wall lamps and two single pendants that have been specified for use in both industrial and domestic settings. The most highly appealing feature of this collection is the white gypsum finish which is paintable making the fixtures adaptable to specific needs and taste.



adjustable depth

Range Characteristics:
Recessed Ceiling/Wall
Smooth Paintable Surface
Perfect Trimless Finish

HL3171 NOW: £77.00
Size (mm): ↗ 100 ↓ 250 ↔ 73
Lamp: 1 x GU10 35W □
Colour: White Paintable



paintable

HL3172 NOW: £89.00
Size (mm): ↗ 100 ↓ 350 ↔ 73
Lamp: 1 x GU10 35W □
Colour: White Paintable



HL3173 NOW: £105.00
Size (mm): ↗ 100 ↓ 450 ↔ 73
Lamp: 1 x GU10 35W □
Colour: White Paintable



trimless

Range Characteristics:
 Unique Crystal Content
 Avant Garde Design
 Numerous Possibilities



HL3265 NOW: £162.00

Size (mm): Ø 310 ↓ 175

Colour: Grey/White/Black/Clear




crystal detail

HL3266 NOW: £219.00

Size (mm): Ø 400 ↓ 200

Colour: Grey/White/Black/Clear



mix, match,
create



HL3267 NOW: £147.00

Size (mm): ↓ 170 ↔ 315 ↳ 140

Lamp: 2 x E14 40W

Colour: Grey/White/Black/Clear

HAUNOLD

The vintage effect of the Tiffany glass is interpreted to reflect Aztecan artistic creations with the shapes and positioning of the glass pieces being furthered by the shape of the shade itself. Giving this range a subtle modern edge the shades are embedded with clear crystal pieces in keeping with the monochrome palette of coloured glass.

Range Characteristics:
Unique Crystal Content
Amber/Cream Design
Numerous Possibilities



HL3259 NOW: £129.00

Size (mm): Ø 305 ↓ 150

Colour: Amber/Cream/Black/Clear



crystal detail



HL3260 NOW: £218.00

Size (mm): Ø 410 ↓ 185

Colour: Amber/Cream/Black/Clear



HL3261 NOW: £140.00

Size (mm): ↓ 160 ↔ 310 → 140

Lamp: 2 x E14 40W

Colour: Amber/Cream/Black/Clear

*Hand
Crafted*

CEVEDALE

The stylish fanned effect of these attractive Tiffany shades offer a uniform symmetry. The traditional Tiffany design, which has outlasted countless modern trends has been maintained with the suitable cream and amber colour finish. The non-electric shades can be used with pendants, ceiling and table lamps.



HL3213 NOW: £65.00

Size (mm): Ø 150 ↑ 300

Lamp: 1 x E14 25W □

Colour: Beige/Black/Gold/Clear



*Hand
Crafted*

HL3279 NOW: £123.00

Size (mm): ↑ 165 ↔ 300 ↔ 150

Lamp: 2 x E14 40W

Colour: Beige/Black/Clear

EDLENKOPF

This Tiffany collection is a harmonious balance of old and new. The domed shades, assembled from beige sheened glass shapes and black outlines are adorned with multiple clear crystal tear drops. This not only ensures a muted homely ambience of light but also dazzling points of sparkle.

Range Characteristics:
Unique Crystal Content
Pearl Effect Design
Numerous Possibilities



HL3277 NOW: £120.00

Size (mm): Ø 295 ↑ 180

Colour: Beige/Black/Clear

crystal detail



HL3278 NOW: £216.00

Size (mm): Ø 400 ↑ 220

Colour: Beige/Black/Clear


50cm diameter



HL3280 NOW: £296.00

Size (mm): Ø 500 ↑ 250

Colour: Beige/Black/Clear



mix, match,
create



HL3268 NOW: £171.00

Size (mm): Ø 310 ↓ 160

Colour: Orange/Blue/Black/Amber




HL3270 NOW: £143.00

Size (mm): ↓ 165 ↔ 320 → 155

Lamp: 2 x E14 40W

Colour: Orange/Blue/Black/Amber

crystal detail



mix, match,
create



HL3269 NOW: £267.00

Size (mm): Ø 410 ↓ 210

Colour: Orange/Blue/Black/Amber

SCHILDFLUE

This stunning Tiffany glass design features the classic dragonfly form, effortlessly fashioned into the overall mosaic collection of Tiffany glass pieces. Reinterpreting an old-fashioned concept, additional crystal pieces have been inserted into the glass shades providing a touch of modern sparkle and elegance.

Range Characteristics:
Unique Crystal Content
Traditional Dragonfly
Numerous Possibilities



HL3271 NOW: £165.00
Size (mm): Ø 310 ↑ 160
Colour: Purple/Pink/Black/Red

crystal detail




HL3273 NOW: £141.00
Size (mm): ↑ 165 ↔ 320 ↳ 155
Lamp: 2 x E14 40W
Colour: Purple/Pink/Black/Red



HL3272 NOW: £245.00
Size (mm): Ø 410 ↑ 210
Colour: Purple/Pink/Black/Red

*Hand
Crafted*

TIFFANY



HL3252 NOW: £114.00
Size (mm): Ø 295 ↑ 160
Colour: Grey/Cream/Black/Clear

crystal detail



HL3234 NOW: £65.00
Size (mm): Ø 150 ↑ 300
Lamp: 1 x E14 25W □
Colour: White/Grey/Clear/Black/Gold



HL3254 NOW: £120.00
Size (mm): ↓ 175 ↔ 305 ↔ 150
Lamp: 2 x E14 40W
Colour: Grey/Cream/Black/Clear



HL3253 NOW: £188.00
Size (mm): Ø 405 ↑ 175
Colour: Grey/Cream/Black/Clear

*Hand
Crafted*

PLEUREUR

This range uses a traditional Tiffany shade but with a modern twist. The fanned feather shapes forming the umbrella glass is mostly cream coloured with the curved tips of each point available in various colours. The modern component takes the form of small clear crystal pieces fixed on alternating points of the shades rim furthering the ranges regal appeal.



HL3225 NOW: £65.00

Size (mm): Ø 150 ↑ 300

Lamp: 1 x E14 25W □

Colour: Cream/Green/Clear/Black/Gold

Range Characteristics:
Unique Crystal Content
Vibrant Green Finish
Numerous Possibilities

all 30cm tiffany shades
supplied with reducing ring



HL3240 NOW: £114.00

Size (mm): Ø 295 ↑ 160

Colour: Green/Cream/Black/Clear




HL3242 NOW: £120.00

Size (mm): ↑ 175 ↔ 305 ↗ 150

Lamp: 2 x E14 40W

Colour: Green/Cream/Black/Clear

crystal detail



mix, match,
create



HL3241 NOW: £188.00

Size (mm): Ø 405 ↑ 175


Colour: Green/Cream/Black/Clear



HL3243 NOW: £114.00
Size (mm): Ø 295 ↑ 160
Colour: Amber/Cream/Black/Clear



HL3231 NOW: £65.00
Size (mm): Ø 150 ↑ 300
Lamp: 1 x E14 25W □
Colour: Cream/Brown/Clear/Black/Gold



*mix, match,
create*



HL3245 NOW: £120.00
Size (mm): ↑ 175 ↔ 305 ↗ 150
Lamp: 2 x E14 40W
Colour: Amber/Cream/Black/Clear



HL3244 NOW: £188.00
Size (mm): Ø 405 ↑ 175
Colour: Amber/Cream/Black/Clear

crystal detail

PLEUREUR

This range uses a traditional Tiffany shade but with a modern twist. The fanned feather shapes forming the umbrella glass is mostly cream coloured with the curved tips of each point available in various colours. The modern component takes the form of small clear crystal pieces fixed on alternating points of the shades rim furthering the ranges regal appeal.

Range Characteristics:
Unique Crystal Content
Deep Blue Finish
Numerous Possibilities



HL3233 NOW: £65.00

Size (mm): Ø 150 ↑ 300

Lamp: 1 x E14 25W □

Colour: Cream/Blue/Clear/Black/Gold



HL3249 NOW: £114.00

Size (mm): Ø 295 ↑ 160

Colour: Blue/Cream/Black/Clear



crystal detail

HL3251 NOW: £120.00

Size (mm): ↓ 175 ↔ 305 ↗ 150

Lamp: 2 x E14 40W

Colour: Blue/Cream/Black/Clear

*Hand
Crafted*



HL3250 NOW: £188.00

Size (mm): Ø 405 ↑ 175

Colour: Blue/Cream/Black/Clear

Range Characteristics:
Unique Crystal Content
Warm Amber Finish
Numerous Possibilities

*Hand
Crafted*



HL3232 NOW: £65.00

Size (mm): Ø 150 ↓ 300

Lamp: 1 x E14 25W □

Colour: Cream/Red/Clear/Black/Gold



HL3246 NOW: £122.00

Size (mm): Ø 295 ↓ 160

Colour: Red/Cream/Black/Clear

crystal detail



HL3248 NOW: £126.00

Size (mm): ↓ 175 ↔ 305 ↳ 150

Lamp: 2 x E14 40W

Colour: Red/Cream/Black/Clear



HL3247 NOW: £194.00

Size (mm): Ø 405 ↓ 175

Colour: Red/Cream/Black/Clear

PLEUREUR

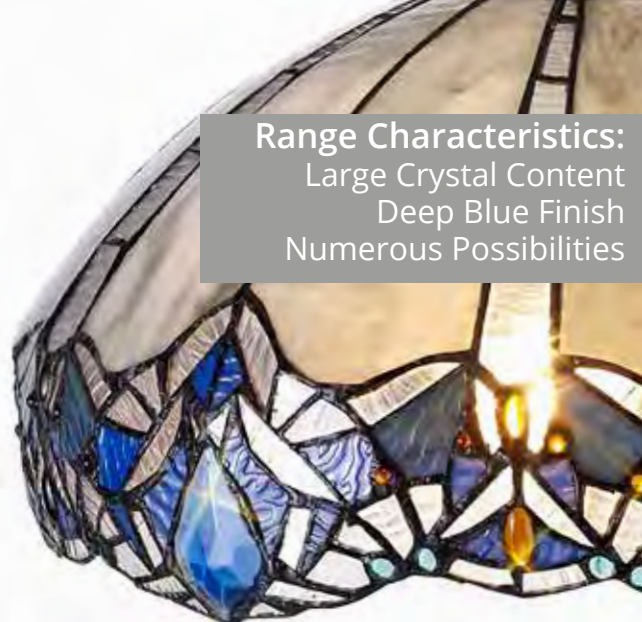
This range uses a traditional Tiffany shade but with a modern twist. The fanned feather shapes forming the umbrella glass is mostly cream coloured with the curved tips of each point available in various colours. The modern component takes the form of small clear crystal pieces fixed on alternating points of the shades rim furthering the ranges regal appeal.



HL3274 NOW: £150.00

Size (mm): Ø 310 ↑ 160

Colour: Blue/Black/Amber/Grey/Clear



Range Characteristics:
Large Crystal Content
Deep Blue Finish
Numerous Possibilities

crystal detail



HL3275 NOW: £209.00

Size (mm): Ø 410 ↑ 210

Colour: Blue/Black/Amber/Grey/Clear




HL3276 NOW: £125.00

Size (mm): ↑ 165 ↔ 320 → 155

Lamp: 2 x E14 40W

Colour: Blue/Black/Amber/Grey/Clear



mix, match,
create

SELERON

These stunning Tiffany pieces blend the best of traditional designs with high quality crystal components to enhance a vintage concept to better suit more modern settings. The decorative crystal embellishment creates a stunning effect without compromising the proven timeless appeal that Tiffany glass and its composition provides.



HL3290 NOW: £53.00
Size (mm): Ø 145 ↓ 120
Lamp: 2 x E27 60W
Colour: Aged Antique Brass



HL3298 NOW: £15.00
Size (mm): Ø 60 ↓ 140
Colour: Aged Antique Brass

consistent
colour finish



HL3291 NOW: £65.00
Size (mm): Ø 170 ↓ 380
Lamp: 3 x E27 60W
Colour: Aged Antique Brass



HL3292 NOW: £95.00
Size (mm): Ø 170 ↓ 770-1470
Lamp: 2 x E27 60W
Colour: Aged Antique Brass



HL3293 NOW: £107.00
Size (mm): Ø 170 ↓ 930-1630
Lamp: 3 x E27 60W
Colour: Aged Antique Brass

PLANPRAZ

This collection provides a wide range of unadorned pendants, semi ceiling, wall, table and floor lamps to use in conjunction with our wide range of Tiffany shades allowing you to create your own bespoke designs and fixtures. The aged colour finishes are in keeping with the traditional ambience reflected from classic Tiffany glass shades.

Range Characteristics:
Consistent Aged Finish
Best Quality Components
Create 100s Of Products

all ceiling kits are
designed to work
with all shades




HL3787 NOW: £44.00
Size (mm): Ø 135 ↑ 200–1200
Lamp: 1 x E27 60W
Colour: Aged Antique Brass

concealed
lamp holders



HL3289 NOW: £71.00
Size (mm): Ø 170 ↑ 300–1300
Lamp: 3 x E27 60W
Colour: Aged Antique Brass



mix, match,
create



HL3288 NOW: £59.00
Size (mm): Ø 170 ↑ 300–1300
Lamp: 2 x E27 60W
Colour: Aged Antique Brass



perfect for 30cm
diameter shades

HL3281 NOW: £74.00

Size (mm): Ø 165cm ↑ 480

Lamp: 1 x E27 60W ☐

Colour: Aged Antique Brass



metal bases



HL3282 NOW: £78.00

Size (mm): Ø 155 ↑ 475

Lamp: 1 x E27 60W ☐

Colour: Aged Antique Brass

HL3283 NOW: £81.00

Size (mm): Ø 160 ↑ 480

Lamp: 1 x E27 60W ☐

Colour: Aged Antique Brass



HL3284 NOW: £104.00

Size (mm): Ø 190 ↓ 560

Lamp: 2 x E27 60W □

Colour: Aged Antique Brass

perfect for
40cm shades

Range Characteristics:
Consistent Aged Finish
Best Quality Components
Create 100s Of Products



HL3285 NOW: £108.00

Size (mm): Ø 190 ↓ 560

Lamp: 2 x E27 60W □

Colour: Aged Antique Brass

protected lamp
holders




HL3286 NOW: £122.00

Size (mm): Ø 170 ↓ 525

Lamp: 2 x E27 60W □

Colour: Aged Antique Brass



mix, match,
create

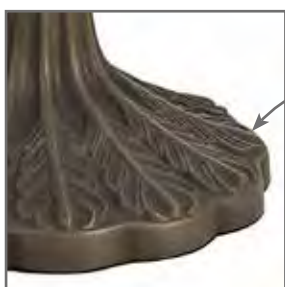
TIFFANY

Range Characteristics:
Consistent Aged Finish
Best Quality Components
Create 100s Of Products

perfect for 40cm
& 50cm shades



HL3295 NOW: £234.00
Size (mm): Ø 270 ↑ 1600
Lamp: 2 x E27 60W ☐
Colour: Aged Antique Brass




intricate detail



HL3296 NOW: £225.00
Size (mm): Ø 290 ↑ 1600
Lamp: 2 x E27 60W ☐
Colour: Aged Antique Brass



HL3294 NOW: £237.00
Size (mm): Ø 295 ↑ 1575
Lamp: 2 x E27 60W ☐
Colour: Aged Antique Brass



mix, match,
create

Range Characteristics:
Large Crystal Content
Traditional Dragonfly
4 Colour Options



HL3255 NOW: £104.00
Size (mm): Ø 350 ↓ 150
Colour: Red/Cream/Black/Clear

crystal detail

supplied with
reducing ring



HL3257 NOW: £99.00
Size (mm): Ø 350 ↓ 150
Colour: Green/Cream/Black/Clear



HL3256 NOW: £99.00
Size (mm): Ø 350 ↓ 150
Colour: Rich Blue/Cream/Black/Clear

*Hand
Crafted*



HL3258 NOW: £99.00
Size (mm): Ø 350 ↓ 150
Colour: Amber/Cream/Black/Clear

COLTORONDO

A classically traditional Tiffany shade collection, this range pairs primary colours with a more neutral cream to create a balanced combination of beautiful Tiffany glass. The familiar dragonfly pattern is slightly modernised with the clear crystal pieces in place of the more expected glass drops adding a touch of sparkle for a new age.



HL3260 & HL3289



HL3269 & HL3294



HL3271 & HL3283



HL3278 & HL3291

*Hand
Crafted*



HL3275 & HL3293



HL3266 & HL3286




HL3240 & HL3787



HL3247 & HL3291

endless combinations....





HL3235 NOW: £108.00

Size (mm): Ø 350 ↓ 140

Colour: Red/Cream/Aged Antique Brass/Clear



2 in 1 can also be
suspended without the trim



HL3236 NOW: £104.00

Size (mm): Ø 350 ↓ 140

Colour: Beige/Cream/Aged Antique Brass/Clear

*Hand
Crafted*

GRIESHORN

A classic traditional range offering the best of Tiffany glass designs in the form of a 35cm uplighter shade. Available in an array of colour options, this non-electric shade brings its design into the modern era by implementing a dazzling clear crystal centre, inserting an attractive spectrum complementing the warm glow provided by the unique glass shapes.

Range Characteristics:
Unique Crystal Content
2 Possibilities From 1 Item
5 Colour Options



HL3237 NOW: £104.00

Size (mm): Ø 350 ↓ 140

Colour: Green/Cream/Aged Antique Brass/Clear




crystal detail



HL3238 NOW: £104.00

Size (mm): Ø 350 ↓ 140

Colour: Rich Blue/Cream/Aged Antique Brass/Clear



latest colour finish:
satin nickel & grey



HL3239 NOW: £104.00

Size (mm): Ø 350 ↓ 140

Colour: Grey/White/Satin Nickel/Clear



TIFFANY

Range Characteristics:
Unique Crystal Content
Universal Neutral Design
Cream/Brown Finish



HL3226 NOW: £215.00

Size (mm): Ø 300 ↑ 500

Lamp: 1 x E27 60W ☐

Colour: Brown/Cream/Aged Antique Brass/Clear

VALDESERTA

An aged antique brass table lamp furthers the vintage effect of this product with the decorative applicability of the lamp elevated by the dome shaped shade comprised of cream and brown Tiffany glass. A touch of sparkle enhances its appeal in the form of high quality clear crystal squares embedded at the point of each feathered pattern.

Images are not to scale

Range Characteristics:
4 Colour/Design Options
Unique Crystal Content
Black Resin Base



HL3299 NOW: £45.00
Size (mm): ↗ 125 ↓ 155 ↔ 130
Lamp: 1 x E14 25W ☐
Colour: Green/Red/Black/Clear



HL3300 NOW: £45.00
Size (mm): ↗ 165 ↓ 125 ↔ 120
Lamp: 1 x E14 25W ☐
Colour: Blue/Pink/Black/Clear



HL3301 NOW: £45.00
Size (mm): ↗ 125 ↓ 160 ↔ 130
Lamp: 1 x E14 25W ☐
Colour: Blue/Brown/Black/Clear

crystal detail



HL3302 NOW: £45.00
Size (mm): ↗ 145 ↓ 145 ↔ 135
Lamp: 1 x E14 25W ☐
Colour: Red/Yellow/Blue/Black/Clear

*Hand
Crafted*

TACONNAZ

This stunning collection of traditional butterfly table lamps are available in multiple colours and wing shapes in natural reflection of the living creatures. Created from classic Tiffany glass shapes and patterns, the colours available range from soft pale blues and pinks to vivid reds and greens.

Range Characteristics:
Black/Gold Resin Base
Sky Blue Finish
Inine Switch



crystal detail

HL3216 NOW: £65.00

Size (mm): Ø 150 ↓ 300


Lamp: 1 x E14 25W ☐

Colour: White/Blue/Clear/Black/Gold

TSCHUGGEN

This small table lamp, holds a traditional bubble umbrella style Tiffany shade. The vivid blue colour around the bottom of the shade creates contrast with the remaining white finish of the dome shape. Whilst standard Tiffany shades can often feature embedded glass pieces, this offers a more modern and eye-catching option with clear crystal squares in place of glass.

Range Characteristics:
Black/Gold Resin Base
Trending Grey Finish
Inine Switch



crystal detail



*Hand
Crafted*

HL3230 NOW: £65.00

Size (mm): Ø 150 ↓ 300

Lamp: 1 x E14 25W ☐

Colour: Cream/Grey/Clear/Black/Gold

RUINETTE

In contrast with the commonly soft curved or triangular forms of glass tiled to form Tiffany, this lamp provides a more angled Aztec effect by using square and rectangular shapes within its shade. The neutral colour finishes are enhanced by the clear square crystal components found along the widest section of the glass.

crystal detail

HL3217 NOW: £65.00

Size (mm): Ø 150 ↑ 300

Lamp: 1 x E14 25W ☐

Colour: White/Grey/Clear/Black/Gold



Range Characteristics:

Black/Gold Resin Base

Trending Grey Finish

Inine Switch



PLATOR

The rim of this Tiffany shade is coated in the same textured black finish as the table lamp itself, ensuring the shade design flows seamlessly into the base effect. The black outlines of the alternating white and grey glass forms an intriguing pattern around the prism shade. Clear crystal along the edges has been used in place of the usual glass beads.

crystal detail

HL3214 NOW: £65.00

Size (mm): Ø 150 ↑ 300

Lamp: 1 x E14 25W ☐

Colour: Cream/Amber/Clear/Black/Gold



Range Characteristics:

Black/Gold Resin Base

Warm Amber/Gold Finish

Inine Switch



SCHWARZHORN

This table lamp is in keeping with antique Tiffany designs using neutral traditional cream and amber coloured glass. The base of the shade displays appealing patterns with amber glass offset against the cream background. Within the centre of the amber triquetra form there are clear crystal pieces to refract the light and add a touch of sparkle to this generally classic lamp.

Range Characteristics:
3000K Warm White
Not Dimmable
3 Years Warranty

360° uniform
illumination



HL3377 NOW: £111.00

Size (mm): ↓ 50 ↔ 460 ↔ 95

Lamp: 2 x Integral LED 4W, 560lm □

Colour: Polished Chrome/Opal White

can be
mounted in any
direction

IP44



HL3378 NOW: £134.00

Size (mm): ↓ 55 ↔ 610 ↔ 100

Lamp: 2 x Integral LED 6W, 840lm □

Colour: Polished Chrome/Opal White

BELLEDDONNE

This slim sleek design, available in two sizes, creates an unassuming wall lamp with optimum illumination. The high powered integral 3000K LEDs combined with the IP44 rating and polished chrome/opal white colour finish, make it an ideal over mirror bathroom light whilst the curved shape also enables the fixture to be used as a modern picture light.

Range Characteristics:
3000K Warm White
Not Dimmable
3 Years Warranty

can be
mounted in any
direction

stunning twist
design

HL3388 NOW: £176.00
Size (mm): $\uparrow 405 \leftrightarrow 80 \rightarrow 85$
Lamp: 2 x Integral LED 5W, 700lm ☐
Colour: Polished Chrome/Opal White

360° uniform
illumination

HL3389 NOW: £315.00
Size (mm): $\uparrow 750 \leftrightarrow 80 \rightarrow 85$
Lamp: 2 x Integral LED 10W, 1400lm ☐
Colour: Polished Chrome/Opal White

IP44

EVEQUE

Offering a creative design which is appealing when both illuminated and not, this IP44 wall lamp collection takes two opal white tubular diffusers and intertwines them to produce a twist shape. When paired with the polished chrome metal framework a modern fixture is designed to inventively project the integral 3000K LEDs.

Range Characteristics:
2 Tone Colour Finish
150mm Acrylic Ball
Superior Quality

IP65

rubber cable

satin nickel
detail

HL3852 NOW: £174.00

Size (mm): ↑ 385 ↔ 150 → 180

Lamp: 1 x E27 25W

Colour: Titanium Silver/Polished Chrome/Clear

HL3853 NOW: £156.00

Size (mm): Ø 150 ↑ 270-1270

Lamp: 1 x E27 25W

Colour: Titanium Silver/Polished Chrome/Clear

SCHWALBENKOFEL

This industrial design which combines satin nickel and polished chrome colour finishes presents a single pendant and wall lamp as well as a stylish 6 light festoon kit most popularly seen in bars and restaurants. The unexpected twist of this range is that each item is IP65 rated allowing you to bring a traditionally indoor feature outdoors.



5mm glass plate

HL3826 NOW: £113.00

Size (mm): $\uparrow 80 \leftrightarrow 80 \mapsto 5$

Lamp: 1 x Integral LED 1.8W, 70lm \square

Colour: Black



IP65

Range Characteristics:

2 Colour Options

Superior Glass Fascia

Recessed Flush Fitting



HL3828 NOW: £138.00

Size (mm): $\uparrow 80 \leftrightarrow 120 \mapsto 5$

Lamp: 1 x Integral LED 3.3W, 145lm \square

Colour: Black



HL3827 NOW: £113.00

Size (mm): $\uparrow 80 \leftrightarrow 80 \mapsto 5$

Lamp: 1 x Integral LED 1.8W, 70lm \square

Colour: White

50mm recess depth




HL3829 NOW: £138.00

Size (mm): $\uparrow 80 \leftrightarrow 120 \mapsto 5$

Lamp: 1 x Integral LED 3.3W, 145lm \square

Colour: White



CORNOUR

Recessed wall lights are ideal for outdoor areas lighting pathways, pool areas or gardens without causing obstruction. These fashionable IP65 rated fixtures are formed with chic panes of black or white glass. The integral LEDs are set back at an angle to better direct the projection of light. Each colour is available in two sizes.

using a bathroom
has never been so
much fun!!



HL4172 NOW: £156.00

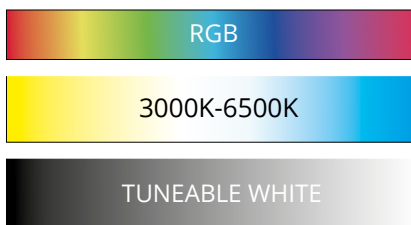
Size (mm): Ø 300 ↓ 140

Lamp: 1 x Integral LED 22W, 1700lm

Colour: White



IP44



OLAN

This unique collection of LED lights have an additional Bluetooth speaker which can be controlled with the remote control as well as a dedicated app. The integral LEDs are tuneable between 3000K-6500K and also have an RGB function. With the combination of all these fun modern characteristics this range is also IP44 rated.

Range Characteristics:
RGB/3000-6500K/Speaker
Dimmable - APP/Remote
3yrs Warranty

IP44



HL4173 NOW: £149.00

Size (mm): Ø 260 ↑ 370-1370

Lamp: 1 x Integral LED 22W, 1700lm

Colour: White



high output
20W speaker



HL4174 NOW: £156.00

Size (mm): Ø 300 ↑ 200-1200

Lamp: 1 x Integral LED 22W, 1700lm

Colour: White

Range Characteristics:
3000K Warm White
Not Dimmable
3 Years Warranty



IP54



also
available in
dark grey
see page 310



HL3606 NOW: £111.00

Size (mm): ↓ 260 ↔ 60 → 65

Lamp: 2 x Integral LED 3W, 300lm

Colour: Polished Chrome/Opal White

GIFERSPITZ

Available in either a dark grey or polished chrome colour finish the tubular form of these wall lights is reminiscent of metal piping with two embedded rings at either end. The integral 3000K LEDs give the fitting an extended longevity of use along with the durability of the fixtures given their IP54 rating making them suitable for outdoor use.

Range Characteristics:
4000K Natural White
Not Dimmable
3 Years Warranty



can be
mounted in any
direction

IP44



HL3089 NOW: £86.00

Size (mm): ↓ 50 ↔ 600 → 80

Lamp: 1 x Integral LED 14W, 1120lm

Colour: Polished Chrome/Opal White

CLOUTZAU

This sleek tubular design is ideal for usage in bathrooms of any size. With an IP44 rating, the form inhabits a minimal area of space whilst still emitting a high powered 14W in a cool 4000K light, with an impressive lumen output. It's polished chrome frame and opal white diffuser effectively complement the modern effect of this wall lamp.

Range Characteristics:
4000K Natural White
Not Dimmable
3 Years Warranty



adjustable

HL3742 NOW: £134.00

Size (mm): ↗ 210 ↓ 107 ↔ 210

Lamp: 4 x Integral LED 5W, 1700lm ☐

Colour: Polished Chrome/Opal White



IP44



HL3743 NOW: £56.00

Size (mm): ↓ 160 ↔ 65 ↗ 107

Lamp: 1 x Integral LED 5W, 415lm ☐

Colour: Polished Chrome/Opal White

perfect above a mirror



HL3744 NOW: £113.00

Size (mm): ↓ 76 ↔ 386 ↗ 107

Lamp: 3 x Integral LED 5W, 1275lm ☐

Colour: Polished Chrome/Opal White

WISSENSTEINHORN

This modern polished chrome range offers optimum movement of the integral LED spotlight heads. The round opal white shapes encase the 4000K LEDs giving the fixtures an IP44 rating which featured in conjunction with the bright white illumination create modern designs suitable for use in bathrooms.



uniform light output



HL3029 **NOW: £168.00**

Size (mm): ↗ 596 ↓ 67 ↔ 596

Lamp: 4 x Integral LED 6W, 2210lm ☐

Colour: Polished Chrome/Opal White

IP44

DAINT



The wall lights in this range are sleek and modern in design with an ambient light distribution being emitted from the integral 4000K LEDs. The polished chrome framework coupled with the opal white rectangular diffusers form a reliable IP44 rated range. The range also offers a flush ceiling light.

Range Characteristics:

4000K Natural White

Not Dimmable

3 Years Warranty



HL3026 NOW: £78.00

Size (mm): ↓ 65 ↔ 330 ↳ 100

Lamp: 1 x Integral LED 6W, 612lm ☐

Colour: Polished Chrome/Opal White

adjustable, light
can be directed
downwards or
towards you



HL3027 NOW: £87.00

Size (mm): ↓ 65 ↔ 486 ↳ 100

Lamp: 1 x Integral LED 12W, 1192lm ☐

Colour: Polished Chrome/Opal White

uniform light
output

IP44



HL3028 NOW: £114.00

Size (mm): ↓ 75 ↔ 627 ↳ 100

Lamp: 1 x Integral LED 18W, 1784lm ☐

Colour: Polished Chrome/Opal White



HL3022 **NOW: £147.00**

Size (mm): ↗ 150 ↕ 110 ↔ 710

Lamp: 2 x Integral LED 9W, 1153lm ☐

Colour: Polished Chrome/Opal White

NESTHORN

The tubular opal white diffusers ensure a complete ambient dispersal of lumination from the integral LEDs. The cool 4000K colour of the LEDs is the ideal temperature for IP44 rated bathroom fixtures where a bright clearer light is required. Three various wall lamps and a ceiling light are finished in polished chrome giving a further modern touch to the collection.

Images are not to scale

Range Characteristics:
4000K Natural White
Not Dimmable
3 Years Warranty



HL3025 NOW: £101.00

Size (mm): ↓ 75 ↔ 495 ⇨ 120

Lamp: 1 x Integral LED 12W, 795lm □

Colour: Polished Chrome/Opal White



impressive uniform
light output

IP44



HL3023 NOW: £84.00

Size (mm): ↓ 340 ↔ 65 ⇨ 110

Lamp: 1 x Integral LED 9W, 621lm □

Colour: Polished Chrome/Opal White

HL3024 NOW: £90.00

Size (mm): ↓ 65 ↔ 495 ⇨ 90

Lamp: 1 x Integral LED 12W, 848lm □

Colour: Polished Chrome/Opal White

Range Characteristics:
3000K Warm White
Not Dimmable
3 Years Warranty



gloss finish

HL3830 NOW: £179.00

Size (mm): Ø 240 ⇨ 54

Lamp: 1 x Integral LED 13W, 300lm

Colour: Gloss Black



translucent edge

HL3831 NOW: £179.00

Size (mm): Ø 240 ⇨ 54

Lamp: 1 x Integral LED 13W, 300lm

Colour: Gloss White

IP65

ORSIERA

Available in a black or white colour, this flush outdoor wall lamp has a surround of integral LEDs producing an angelic Orsiera of illumination around the front plate. The IP65 rating is perfect for exterior areas as well as use within the home or workplace. The high gloss finish creates endearing translucent reflections of the compassing environment.

Range Characteristics:

3000K Warm White

Not Dimmable

3 Years Warranty



HL3048 NOW: £89.00

Size (mm): Ø 350 ↑ 80

Lamp: 1 x Integral LED 18W, 1620lm

Colour: Amber/Mirror/Opal White



mirror echoes
the colour of
the acrylic ring



HL3047 NOW: £89.00

Size (mm): Ø 350 ↑ 80

Lamp: 1 x Integral LED 18W, 1620lm

Colour: Smoked/Mirror/Opal White

BELVEDERE

The integral 3000K LEDs of this IP44 ceiling lights are concealed and filtered within an opal white diffuser. The round, mirrored glass backplate is parallel to the translucent acrylic ring creating a three dimensional reflective illusion encircling the central light. This harmonious effect applied to a flush fixture enhances the style of a low ceiling bathroom setting.

Range Characteristics:

3000K Warm White

Not Dimmable

3 Years Warranty

sparkling crystalline
diffuser

HL3750 NOW: £86.00

Size (mm): Ø 300 ↑ 85

Lamp: 1 x Integral LED 12W, 750lm

Colour: Satin Nickel/Crystalline

IP44

HL3751 NOW: £114.00

Size (mm): Ø 350 ↑ 85

Lamp: 1 x Integral LED 18W, 1044lm

Colour: Satin Nickel/Crystalline

HOCHGRABE

The textured lining on the clear diffuser of this flush ceiling light collection, successfully conceals the integral LEDs and also produces an attractive crystalline effect when the fitting is illuminated.

Available in two sizes the design paired with the satin nickel finish and IP44 rating are a great choice for use in a bathroom with a more contemporary tone.

Range Characteristics:
4000K Natural White
Not Dimmable
3 Years Warranty



HL3756 NOW: £89.00

Size (mm): Ø 300 ↑ 85

Lamp: 1 x Integral LED 12W, 565lm

Colour: Satin Nickel/White

opal glass

subtle soft
bronze finish

IP44

decorative light spill



HL3757 NOW: £98.00

Size (mm): Ø 300 ↑ 85

Lamp: 1 x Integral LED 12W, 565lm

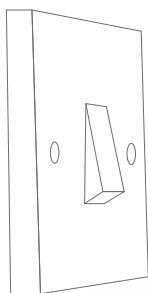
Colour: Soft Bronze/White

CAPUCIN


This flush IP44 rated circular ceiling light houses 4000K integral LEDs with a total 12W output. The high quality LED's are diffused by a substantial opal glass which is bordered by either a soft bronze or satin nickel frame making them an ideal contemporary bathroom lighting solution.

Range Characteristics:

3 Step-Dimmable
3000K Warm White
3 Years Warranty



25% - 50% - 100%
switch dimmable




HL3761 NOW: £86.00

Size (mm): Ø 400 ↑ 70

Lamp: 1 x Integral LED 24W, 1000lm

Colour: Silver/White Acrylic/White

decorative light spill



IP44

HL3762 NOW: £134.00

Size (mm): Ø 490 ↑ 80

Lamp: 1 x Integral LED 36W, 1575lm

Colour: Silver/White Acrylic/White

WANDELUHHORN

A simplistic design with optimum lighting output. These round flush ceiling lights are specifically designed for bathrooms with their rating of IP44. The silver frame encircling the acrylic white diffuser creates a contemporary design to host the 3000K integral LEDs.

Range Characteristics:
3000K Warm White
Not Dimmable
3 Years Warranty

HL3754 NOW: £104.00

Size (mm): Ø 300 ↓ 105

Lamp: 1 x Integral LED 18W, 872lm

Colour: White/Frosted Glass

TACUL

The simplicity of this ceiling light makes it the perfect solution where cost effective bathroom lighting is more important than an intricate design. The contemporary range is created with a frosted glass diffuser mounted onto a white metal plate concealing the 3000K LEDs.

IP44

Range Characteristics:
4000K Natural White
Not Dimmable
3 Years Warranty

HL3755 NOW: £116.00
Size (mm): Ø 500 ↓ 95 ↔ 500
Lamp: 1 x Integral LED 24W, 1614lm
Colour: White Acrylic/White

shimmering sparkle
effect

BUET

This range gives a magical and fascinating effect. The flush ceiling light was designed to be a central feature in the space and illuminate with a 4000K integral LED light. A specially created diffuser gives shimmering sparkle effect when illuminated adding ambience to any bathroom or area where an IP44 rating is required.

Range Characteristics:
Sparkle For The Bathroom
Superior Quality Crystal
Pefect For Low Ceilings

IP44



bling in a bathroom

HL3057 **NOW: £132.00**

Size (mm): Ø 300 ↓ 260

Lamp: 4 x G9 25W

Colour: Polished Chrome

ROIGNAIS

This visually stunning IP44 rated flush fitting, is the perfect accompaniment to a stylish modern bathroom with a low ceiling. The round polished chrome plate displays rows of clear crystal button strands with clear crystal balls at the bottom, whose lengths increase in size towards the centre.

Range Characteristics:
Sparkle For The Bathroom
Superior Quality Crystal
Pefect For Low Ceilings

IP44



luxury in a bathroom

HL3056 NOW: £138.00

Size (mm): Ø 300 ↑ 290

Lamp: 4 x G9 25W

Colour: Polished Chrome

RECASTELLO

This stunning fitting hosts a mixture of different crystal cuts and shapes. The outer ring features the strands of square shaped crystal and the very centre drop holds a clear crystal sphere. The icicles around the middle of the fitting mimic water icicles and are a clever choice for this ceiling light as the IP44 rating makes it suitable for bathroom use.

Range Characteristics:
Sparkle For The Bathroom
Superior Glass Rods
Perfect For Low Ceilings



IP44



HL3058 NOW: £75.00

Size (mm): Ø 250 ↓ 180

Lamp: 4 x G9 25W

Colour: Polished Chrome/Clear



HL3059 NOW: £134.00

Size (mm): Ø 350 ↓ 180

Lamp: 6 x G9 25W

Colour: Polished Chrome/Clear

glass rods

REDIVAL

The round polished chrome plates offer a simplistic neutral setting to hang the generous number of clear glass rods which are positioned in a circular format of rows across the frame. The glass pieces diffuse the light emitted from the G9 lampholders which are encased to provide the fittings with an IP44 rating making the range suitable for bathrooms.



Range Characteristics:
Sparkle For The Bathroom
Superior Quality Crystal
Zone 2 Compliant

HL3053 NOW: £54.00

Size (mm): ↗ 120 ↓ 220 ↔ 120

Lamp: 1 x G9 25W

Colour: Polished Chrome

for glorious
bathrooms only!!



IP44

HL3055 NOW: £50.00

Size (mm): ↓ 170 ↔ 90 ↗ 140

Lamp: 1 x G9 25W

Colour: Polished Chrome



HL3054 NOW: £164.00

Size (mm): ↗ 300 ↓ 210 ↔ 300

Lamp: 4 x G9 25W

Colour: Polished Chrome

CORNU

Finished in polished chrome this range provides an unassuming backdrop to ensure the focal point of the range are the strands of clear crystal buttons. When combined with the generous number of crystals on each drop the format creates a crystal cube around the G9 lampholders. An encasing around the G9 lampholders gives each light in the range an IP44 rating.

Range Characteristics:
3000K Warm White
Not Dimmable
3 Years Warranty



stunning design



HL3368 NOW: £109.00

Size (mm): ↓ 100 ↔ 325 ↗ 150

Lamp: 1 x Integral LED 10W, 700lm

Colour: Sand White/Polished Chrome/Frosted White



HL3369 NOW: £109.00

Size (mm): ↓ 100 ↔ 325 ↗ 150

Lamp: 1 x Integral LED 10W, 700lm

Colour: Sand Anthracite/Polished Chrome/Frosted White

LUMBREIDA

This seemingly simplistic band of metal framework is then opened in the centre showing the band split at a point and curved over on one side. This inventive manipulation of the metalwork offers a unique concept to complement this modern wall lamps integral LED's which project an ambient illumination. This range is ideal for a highly modern setting.

Range Characteristics:
3000K Warm White
Not Dimmable
3 Years Warranty

indirect light

HL3391 NOW: £101.00

Size (mm): ↓ 70 ↔ 335 ⇨ 120

Lamp: 1 x Integral LED 6W, 420lm

Colour: Sand Anthracite/Satin Nickel/Opal White

can be
mounted in
any direction

creative curves

HL3390 NOW: £101.00

Size (mm): ↓ 70 ↔ 335 ⇨ 120


Lamp: 1 x Integral LED 6W, 420lm

Colour: Sand White/Polished Chrome/Opal White


MAHRENHORN

A looped ribbon, band shape available in either a sand anthracite and satin nickel or sand white with polished chrome finish is the ultimate modern wall lamp. The integral 3000K LEDs sit within the inside of the protruding frame which disperses the light in two directions through the fixtures open form generating a pleasing ambience.

Range Characteristics:
3000K Warm White
Not Dimmable
3 Years Warranty



mirror finish



HL3366 NOW: £101.00

Size (mm): ↓ 110 ↔ 120 ↔ 150

Lamp: 1 x Integral LED 7W, 490lm

Colour: Sand White/Polished Chrome/Frosted White



HL3367 NOW: £101.00

Size (mm): ↓ 110 ↔ 120 ↔ 150

Lamp: 1 x Integral LED 7W, 490lm

Colour: Sand Anthracite/Polished Chrome/Frosted White

can be mounted
left or right sided

PFLUNSPITZE

The inside of these cylindrical wall lamps has a highly reflective polished chrome finish to amplify the integral light from the 3000K LEDs and offset the sand anthracite or sand white outer finish. The cylinder shape is moulded to give the impression it has been peeled open leaving the curved points curled over like the flipped pages of a book.

Range Characteristics:
3000K Warm White
Not Dimmable
3 Years Warranty



HL3373 NOW: £87.00

Size (mm): $\uparrow 160 \leftrightarrow 150 \mapsto 115$

Lamp: 1 x Integral LED 8W, 560lm

Colour: Sand White/Polished Chrome/
Frosted White




HL3374 NOW: £87.00

Size (mm): $\uparrow 160 \leftrightarrow 150 \mapsto 115$

Lamp: 1 x Integral LED 8W, 560lm

Colour: Sand Anthracite/Polished Chrome/
Frosted White

indirect lighting



HL3375 NOW: £122.00

Size (mm): $\uparrow 160 \leftrightarrow 250 \mapsto 115$

Lamp: 1 x Integral LED 12W, 840lm

Colour: Sand White/Polished Chrome/
Frosted White



HL3376 NOW: £122.00

Size (mm): $\uparrow 160 \leftrightarrow 250 \mapsto 115$

Lamp: 1 x Integral LED 12W, 840lm


Colour: Sand Anthracite/Polished Chrome/
Frosted White

intuitive design

FLAVONA

The rolling wave construct of these modern wall lamps, could be used as a stand-alone decorative feature. The unique form casts the light from the integral 3000K LEDs along the wall surface in an upward directionality. Each of the two sizes boast an impressive lumen output for wall lights of their size.

Range Characteristics:
3000K Warm White
Not Dimmable
3 Years Warranty



shrouded light
source

HL3370 NOW: £119.00

Size (mm): ↓ 330 ↔ 90 ⇨ 120

Lamp: 1 x Integral LED 7W, 700lm

Colour: Sand White/Polished Chrome/
Frosted White



wonderful wall light

HL3371 NOW: £119.00

Size (mm): ↓ 330 ↔ 90 ⇨ 120

Lamp: 1 x Integral LED 7W, 700lm

Colour: Sand Black/Polished Chrome/
Frosted White

CHEVALIER

The metal plating of this LED wall lamp range is rolled into a curved overlapping shape creating an original housing for the integral 3000K LEDs. Available with an outer colour finish of either sand black or sand white, the inner coating of both wall lamps is a highly polished chrome, supplying a further augmentation of light reflection.

Range Characteristics:
3000K Warm White
Not Dimmable
3 Years Warranty

indirect light
source



HL3363 NOW: £98.00

Size (mm): ↓ 430 ↔ 80 ↳ 115

Lamp: 1 x Integral LED 12W, 840lm

Colour: Sand White/Frosted White



HL3365 NOW: £98.00

Size (mm): ↓ 430 ↔ 80 ↳ 115

Lamp: 1 x Integral LED 12W, 840lm

Colour: Gold Leaf/Frosted White

artistic creation



HL3364 NOW: £98.00

Size (mm): ↓ 430 ↔ 80 ↳ 115

Lamp: 1 x Integral LED 12W, 840lm

Colour: Anthracite/Frosted White

GOUTER

This singular strip of metal material available in either a gold leaf, anthracite or sand white colour finish, is curved into a sleek ribbon form creating an ultra-modern design to house the integral 3000K LED's. The unique dispersal of illumination further amplifies this wall lamps futuristic presence in its given setting.



HL3030 NOW: £105.00
Size (mm): ↓ 354 ↔ 130 ↗ 80
Lamp: 1 x Integral LED 8W, 640lm
Colour: Satin Brown/Polished Chrome/
Frosted White

swirl
sensation



diffused
light source

mirror finish



HL3032 NOW: £105.00
Size (mm): ↓ 354 ↔ 130 ↗ 80
Lamp: 1 x Integral LED 8W, 640lm
Colour: White/Polished Chrome/
Frosted White

HL3031 NOW: £105.00
Size (mm): ↓ 354 ↔ 130 ↗ 80
Lamp: 1 x Integral LED 8W, 640lm
Colour: Silver/Polished Chrome/
Frosted White

BEGO

A range of ultra-modern wall lights the minimal piece of framework is angled and fashioned into a spiral shape creating a distinct design form whilst also providing optimum illumination from the integral 3000K LEDs. With a 3 year warranty you can be assured of longevity of usage.

Range Characteristics:
3000K Warm White
Not Dimmable
3 Years Warranty



impressive size

HL3033 **NOW: £120.00**
Size (mm): $\uparrow 500 \leftrightarrow 130 \mapsto 80$
Lamp: 1 x Integral LED 8W, 640lm
Colour: Satin Brown/Polished Chrome/
Frosted White



HL3034 **NOW: £120.00**
Size (mm): $\uparrow 500 \leftrightarrow 130 \mapsto 80$
Lamp: 1 x Integral LED 8W, 640lm
Colour: Silver/Polished Chrome/
Frosted White



breathhtaking at every angle

HL3035 **NOW: £120.00**
Size (mm): $\uparrow 500 \leftrightarrow 130 \mapsto 80$
Lamp: 1 x Integral LED 8W, 640lm
Colour: White/Polished Chrome/
Frosted White

Range Characteristics:

3000K Warm White

Not Dimmable

3 Years Warranty

indirect light
source

HL3360 NOW: £86.00
Size (mm): ↓ 460 ↔ 35 ↳ 120
Lamp: 1 x Integral LED 8W, 560lm
Colour: Sand White/Polished Chrome/
Frosted White

lines of perfection


HL3362 NOW: £86.00
Size (mm): ↓ 460 ↔ 35 ↳ 120
Lamp: 1 x Integral LED 8W, 560lm
Colour: Satin Gold/Sand Black/
Frosted White

HL3361 NOW: £86.00
Size (mm): ↓ 460 ↔ 35 ↳ 120
Lamp: 1 x Integral LED 8W, 560lm
Colour: Sand Black/Satin Nickel/
Frosted White

ROSEG


The long panel form of this wall lamp angles slightly away from the wall to further project the light into a larger dispersal beam along the surface wall. The integral 3000K LEDs are built into the frame and concealed behind the long opal diffuser which sits flush against the arm to ensure its presence is not obvious or obstructive.

Range Characteristics:
4000K Natural White
Not Dimmable
3 Years Warranty




HL3765 NOW: £71.00
Size (mm): ↓ 50 ↔ 300 ↔ 65
Lamp: 1 x Integral LED 12W, 568lm □
Colour: Sand White

↑
can be
← mounted in →
any direction
↓



HL3766 NOW: £87.00
Size (mm): ↓ 50 ↔ 400 ↔ 65
Lamp: 1 x Integral LED 16W, 805lm □
Colour: Sand White

impressive perimeter of light
↙



HL3767 NOW: £113.00
Size (mm): ↓ 50 ↔ 600 ↔ 65
Lamp: 1 x Integral LED 24W, 865lm □
Colour: Sand White

SASSIGLION


Available in three different sizes which increase in output as they increase in size, this collection of LED wall lamps are slim line and understated. The narrow oval shaped diffuser has a central sand white plate which is slightly smaller to accommodate a halo of 4000K light, producing a serene effect.

Range Characteristics:
3000K Warm White
Not Dimmable
3 Years Warranty

↑
can be
← mounted in →
any direction
↓



HL3040 NOW: £129.00
Size (mm): ↓ 100 ↔ 300 ⇨ 55
Lamp: 1 x Integral LED 8W, 640lm ☐
Colour: Brushed Brown/Frosted White



HL3041 NOW: £129.00
Size (mm): ↓ 100 ↔ 300 ⇨ 55
Lamp: 1 x Integral LED 8W, 640lm ☐
Colour: Brushed Aluminium/Frosted White

↖
intuitive design

SCHOBER

These wall lamps successfully use the metal framework and diffused integral LEDs to not merely provide a wall lamp but an artistic illuminated feature. The 3000K light is filtered through a waved acrylic piece which is set back behind the same form created from the metalwork.

Range Characteristics:
3000K Warm White
Not Dimmable
3 Years Warranty



HL3038 NOW: £126.00

Size (mm): $\uparrow 90 \leftrightarrow 325 \mapsto 115$

Lamp: 1 x Integral LED 6W, 480lm ☐

Colour: White/Polished Chrome/Frosted White

*indirect light
source*

band of glory



HL3039 NOW: £126.00

Size (mm): $\uparrow 90 \leftrightarrow 325 \mapsto 115$

Lamp: 1 x Integral LED 6W, 480lm ☐

Colour: Satin Brown/Polished Chrome/
Frosted White

REISECK

A hollowed belt shape forms this fittings framework and creates an enhanced halo effect of the 3000K LEDs. The optional colour finishes available; satin brown or white both harmoniously complement the aura of warm light illuminating the area.

Range Characteristics:
3000K Warm White
Not Dimmable
3 Years Warranty

can be
mounted in any
direction

overlapping opulence

HL3042 NOW: £113.00

Size (mm): ↓ 120 ↔ 350 ↳ 65

Lamp: 1 x Integral LED 8W, 640lm ☐

Colour: Brushed Aluminium/Frosted White

HL3043 NOW: £113.00

Size (mm): ↓ 120 ↔ 350 ↳ 65

Lamp: 1 x Integral LED 8W, 640lm ☐

Colour: Brushed Gold/Frosted White

LAUZIÈRES

The rectangular strips of metal and acrylic on these wall lamps are layered and slightly fanned out for a unique lighting effect. The acrylic piece houses the integral 3000K LEDs offering a total of 8W, an impressive output for the size of the wall lamp itself. Available in two colour finishes, these wall lamps are appropriate for any colour scheme.



sumptuous silver
leaf

dual light source

HL3037 NOW: £125.00

Size (mm): ↓ 350 ↔ 80 → 102

Lamp: 1 x Integral LED 8W, 640lm

Colour: White/Silver Leaf/Frosted White



gorgeous gold leaf

HL3036 NOW: £125.00

Size (mm): ↓ 350 ↔ 80 → 102

Lamp: 1 x Integral LED 8W, 640lm

Colour: Anthracite/Gold Leaf/Frosted White

Range Characteristics:

3000K Warm White

Not Dimmable

3 Years Warranty

TRUGBERG

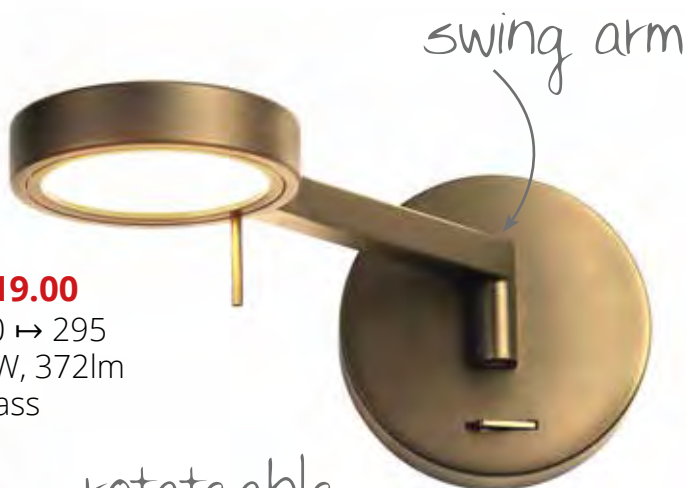
These wall lamps have a distinctly creative form. The curved tubular shape is cut away at the front displaying the depth of the cylinder, leaving a comparatively small strip towards the bottom of the wall lamp to conceal the integral LEDs. This modern concept is furthered on one piece by the different colour finishes available.



HL3796 NOW: £98.00
Size (mm): ↓ 120 ↔ 120 ↗ 295
Lamp: 1 x Integral LED 8W, 372lm
Colour: Sand White



HL3797 NOW: £98.00
Size (mm): ↓ 120 ↔ 120 ↗ 295
Lamp: 1 x Integral LED 8W, 372lm
Colour: Sand Black



HL3799 NOW: £119.00
Size (mm): ↓ 120 ↔ 120 ↗ 295
Lamp: 1 x Integral LED 8W, 372lm
Colour: Antique Brass



HL3798 NOW: £114.00
Size (mm): ↓ 120 ↔ 120 ↗ 295
Lamp: 1 x Integral LED 8W, 372lm
Colour: Satin Nickel

GINER

The arm and round LED head which compose the items within this range are creative replications of a magnifying glass shape. Each item has a pivotal joint that allows movement of the direction of light emitted from the integral 3000K LEDs which is fitting function for a workspace or reading area.


Range Characteristics:
3000K Warm White
Not Dimmable
3 Years Warranty



HL3800 NOW: £111.00
Size (mm): $\downarrow 120 \leftrightarrow 120 \mapsto 450$
Lamp: 1 x Integral LED 8W, 372lm
Colour: Sand White

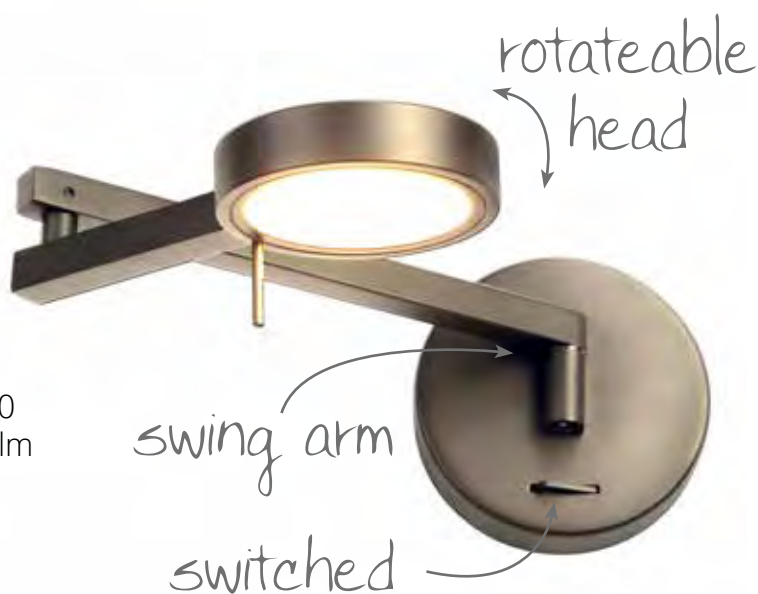


HL3801 NOW: £111.00
Size (mm): $\downarrow 120 \leftrightarrow 120 \mapsto 450$
Lamp: 1 x Integral LED 8W, 372lm
Colour: Sand Black



HL3803 NOW: £138.00
Size (mm): $\downarrow 120 \leftrightarrow 120 \mapsto 450$
Lamp: 1 x Integral LED 8W, 372lm
Colour: Antique Brass

pivot joint



HL3802 NOW: £132.00
Size (mm): $\downarrow 120 \leftrightarrow 120 \mapsto 450$
Lamp: 1 x Integral LED 8W, 372lm
Colour: Satin Nickel

simple magnetic
connection




HL3079 NOW: £45.00

Size (mm): Ø 80 ⇨ 49

Lamp: 1 x Integral LED 12W, 498lm

Colour: Sand White


create 74 different
wall lamps



HL3080 NOW: £9.00

Size (mm): Ø 150 ⇨ 1


Colour: Sand White



HL3081 NOW: £13.00

Size (mm): Ø 200 ⇨ 1

Colour: Sand White



mix, match,
create

HOUCHES

This modern range facilitates a desire to be creative and adapt a fixture to your specific preferences. This inventive concept features a round integral LED wall fixture with a built in magnet. When used in conjunction with the variety of plates available in different colour finishes, the possibilities to fashion the perfect wall lamp are endless.

Range Characteristics:
3000K Warm White
Not Dimmable
3 Years Warranty



HL3082 NOW: £9.00
Size (mm): ↗ 150 ↔ 150 ↘ 1
Colour: Sand White

wrappable/paintable
face plates



HL3083 NOW: £13.00
Size (mm): ↗ 200 ↔ 200 ↘ 1
Colour: Sand White



HL3084 NOW: £11.00
Size (mm): ↗ 167 ↔ 150 ↘ 1
Colour: Sand White



HL3085 NOW: £14.00
Size (mm): ↗ 225 ↔ 200 ↘ 1
Colour: Sand White



simple magnetic
connection

HL3152 NOW: £45.00

Size (mm): Ø 80 → 49

Lamp: 1 x Integral LED 12W, 498lm

Colour: Coffee



HL3154 NOW: £13.00

Size (mm): Ø 200 → 1

Colour: Coffee

wrappable/paintable
face plates



HL3153 NOW: £9.00

Size (mm): Ø 150 → 1

Colour: Coffee

HOUCHES

This modern range facilitates a desire to be creative and adapt a fixture to your specific preferences. This inventive concept features a round integral LED wall fixture with a built in magnet. When used in conjunction with the variety of plates available in different colour finishes, the possibilities to fashion the perfect wall lamp are endless.

Range Characteristics:
3000K Warm White
Not Dimmable
3 Years Warranty




HL3155 NOW: £9.00
Size (mm): ↗ 150 ↔ 150 ↘ 1
Colour: Coffee



HL3156 NOW: £13.00
Size (mm): ↗ 200 ↔ 200 ↘ 1
Colour: Coffee



HL3157 NOW: £11.00
Size (mm): ↗ 167 ↔ 150 ↘ 1
Colour: Coffee



mix, match,
create



HL3158 NOW: £14.00
Size (mm): ↗ 225 ↔ 200 ↘ 1
Colour: Coffee



HL3086 NOW: £19.00

Size (mm): Ø 190 ⇨ 15


Colour: Frosted



HL3087 NOW: £19.00

Size (mm): ↗ 190 ⇨ 190 ⇨ 15

Colour: Frosted



*mix, match,
create*



HL3088 NOW: £19.00

Size (mm): ↗ 215 ⇨ 190 ⇨ 15

Colour: Frosted

*this range
can be used with or
without a diffuser*

HOUCHES

This modern range facilitates a desire to be creative and adapt a fixture to your specific preferences. This inventive concept features a round integral LED wall fixture with a built in magnet. When used in conjunction with the variety of plates available in different colour finishes, the possibilities to fashion the perfect wall lamp are endless.

Range Characteristics:
3000K Warm White
Not Dimmable
3 Years Warranty




HL3082 & HL3079 & HL3087


shown with vinyl applied



HL3157 & HL3152 & HL3086



HL3080 & HL3079 & HL3087




*mix, match,
create*



HL3156 & HL3152 & HL3088



HL3084 & HL3079 & HL3088



*mix, match,
create*

*shown with
paint applied*



HL3085 & HL3079 & HL3088



HL3083 & HL3079 & HL3086



HL3080 & HL3079 & HL3086



HL3081 & HL3079 & HL3086

HOUCHES

This modern range facilitates a desire to be creative and adapt a fixture to your specific preferences. This inventive concept features a round integral LED wall fixture with a built in magnet. When used in conjunction with the variety of plates available in different colour finishes, the possibilities to fashion the perfect wall lamp are endless.

Range Characteristics:
3000K Warm White
Not Dimmable
3 Years Warranty



HL3155 & HL3152 & HL3086



HL3158 & HL3152 & HL3088



HL3154 & HL3152 & HL3086



HL3156 & HL3152 & HL3087



HL3153 & HL3152 & HL3086



HL3157 & HL3152 & HL3088



HL3832 NOW: £89.00

Size (mm): ↓ 190 ↔ 340 ↳ 100

Lamp: 1 x Integral LED 6W, 470lm

Colour: Satin Nickel/Frosted



HL3836 NOW: £98.00

Size (mm): ↓ 190 ↔ 340 ↳ 100

Lamp: 1 x Integral LED 6W, 470lm

Colour: Bronze/Frosted

4 sizes from
340mm to
950mm



HL3833 NOW: £134.00

Size (mm): ↓ 190 ↔ 560 ↳ 100

Lamp: 1 x Integral LED 10W, 850lm

Colour: Satin Nickel/Frosted



HL3837 NOW: £141.00

Size (mm): ↓ 190 ↔ 560 ↳ 100

Lamp: 1 x Integral LED 10W, 850lm

Colour: Bronze/Frosted

2 elegant colour
finishes

LEDU

A collection of 4 wall lamp picture lights available in two colour finishes; bronze and satin nickel. The arms on each wall lamp arch upwards from a slim rectangular backplate down to the linear LED bar. The colour temperature of the integral LED's is 3000K providing a warm white ambience



HL3834 NOW: £188.00
Size (mm): ↓ 190 ↔ 755 ↳ 100
Lamp: 1 x Integral LED 14W, 1070lm
Colour: Satin Nickel/Frosted

Range Characteristics:
 3000K Warm White
 Not Dimmable
 3 Years Warranty

*ingenious
illuminous edge*



HL3838 NOW: £195.00
Size (mm): ↓ 190 ↔ 755 ↳ 100
Lamp: 1 x Integral LED 14W, 1070lm
Colour: Bronze/Frosted


*impressive
95cm wide*



HL3835 NOW: £224.00
Size (mm): ↓ 190 ↔ 950 ↳ 100
Lamp: 1 x Integral LED 16W, 1200lm
Colour: Satin Nickel/Frosted



HL3839 NOW: £236.00
Size (mm): ↓ 190 ↔ 950 ↳ 100
Lamp: 1 x Integral LED 16W, 1200lm
Colour: Bronze/Frosted



HL3071 **NOW: £119.00**
Size (mm): ↓ 125 ↔ 500 ↔ 200
Lamp: 2 x Integral LED 3W, 238lm
Colour: Gold Painted

FAURIO

This fittings unconventional triangular angles fashion a modern and distinctive wall lamp feature. The integral LEDs are fixed within the centre of the wall lamp on either side of the rectangular tube, the light emitted illuminates the inside of the trilateral area within the frame.

Range Characteristics:
3000K Warm White
Not Dimmable
3 Years Warranty




HL3072 NOW: £119.00

Size (mm): ↓ 125 ↔ 500 ↗ 200

Lamp: 2 x Integral LED 3W, 238lm

Colour: Silver Painted

accessories not
included



awesome
lighting
effect

HL3073 NOW: £113.00

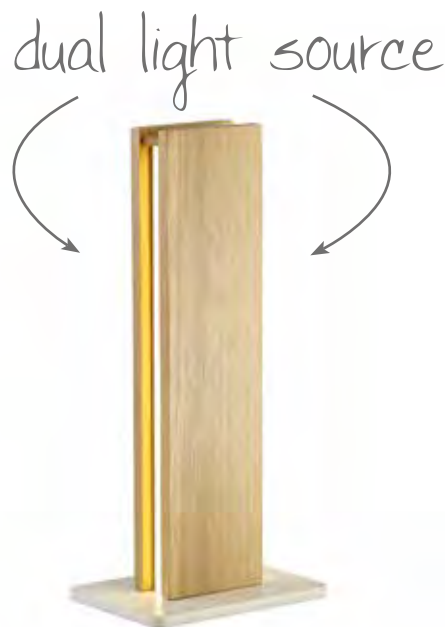
Size (mm): ↓ 125 ↔ 500 ↗ 200

Lamp: 2 x Integral LED 3W, 238lm

Colour: White



HL3673 NOW: £179.00
Size (mm): ↗ 150 ↓ 500 ↔ 180
Lamp: 2 x Integral LED 2W, 560lm
Colour: Sand Black/Gold



HL3190 NOW: £194.00
Size (mm): ↗ 125 ↓ 375 ↔ 170
Lamp: 2 x Integral LED 6W, 450lm
Colour: Medium Oak/Sand White/Frosted



HL3429 NOW: £119.00
Size (mm): ↗ 120 ↓ 408 ↔ 212
Lamp: 2 x Integral LED 5W, 7W, 757lm ☐
Colour: White/Opal White

ribbed glass shades

stunning design



HL3446 NOW: £221.00
Size (mm): Ø 180 ↓ 770
Lamp: 3 x G9 33W ☐
Colour: Antique Brass/Smoked/Amber

A summary of all the exquisite table and floor lamps from the ranges throughout this exclusive collection of lighting. The variety of materials, designs and colour finishes are sure to provide the perfect product to enhance any environment. The essence of lighting is to create the right ambience and when the products also become a focal point, then you know it is perfect.



Range Characteristics:

Excellent Diverse Range
Vast Colour Options
Exclusive Designs



marble base

HL3305 NOW: £179.00

Size (mm): ↗ 290 ↓ 600 ↔ 340

Lamp: 3 x G9 28W ☐

Colour: Polished Chrome/Smoked



HL3663 NOW: £179.00

Size (mm): ↗ 290 ↓ 600 ↔ 340

Lamp: 3 x G9 28W ☐

Colour: Antique Copper/Opal & Copper



HL3660 NOW: £59.00

Size (mm): Ø 200 ↓ 200

Lamp: 1 x G9 28W ☐

Colour: Polished Chrome/Smoked

simple & effective



HL3668 NOW: £59.00

Size (mm): Ø 200 ↓ 200

Lamp: 1 x G9 28W ☐

Colour: Antique Copper/Opal & Copper



excellent colour
combination

HL3566 NOW: £89.00
Size (mm): ↗ 180 ↓ 225 ↔ 180
Lamp: 1 x E14 40W ☐
Colour: Matt Black/Painted Gold/
Frosted White



120mm glass
globes

HL3734 NOW: £89.00
Size (mm): Ø 390 ↓ 605
Lamp: 2 x G9 28W ☐
Colour: Matt Black/Antique Brass/Cognac



HL3413 NOW: £84.00
Size (mm): ↗ 130 ↓ 480 ↔ 200
Lamp: 1 x E27 60W ☐
Colour: Sand Gold/Matt Black

Range Characteristics:

Excellent Diverse Range

Vast Colour Options

Exclusive Designs



sizable glass shades

HL4135 NOW: £131.00

Size (mm): Ø 230 ↑ 380

Lamp: 1 x E27 40W ☐

Colour: Ancient Brass/Clear



HL4136 NOW: £141.00

Size (mm): Ø 310 ↓ 280

Lamp: 1 x E27 40W ☐

Colour: Ancient Brass/Clear



substantial glass drops

HL3352 NOW: £297.00

Size (mm): Ø 300 ↑ 650

Lamp: 3 x E14 40W ☐

Colour: Brass



crystal clear
glass

HL3416 NOW: £105.00
Size (mm): Ø 160 ↓ 485
Lamp: 1 x E27 40W ☐
Colour: Polished Chrome/Clear



HL4170 NOW: £87.00
Size (mm): Ø 160 ↓ 485
Lamp: 1 x E27 40W ☐
Colour: Matt Black/Clear



satin aluminium
metalwork

HL3594 NOW: £83.00
Size (mm): Ø 150 ↓ 260
Lamp: 1 x E27 40W ☐
Colour: Black/Faded Smoked

Range Characteristics:

Excellent Diverse Range
Vast Colour Options
Exclusive Designs



HL3588 NOW: £96.00

Size (mm): Ø 200 ↑ 275

Lamp: 1 x E27 40W ☐

Colour: Black/Clear



HL3681 NOW: £285.00

Size (mm): Ø 300 ↑ 600

Lamp: 6 x E14 40W

Colour: Brown Oxide/Clear



HL3688 NOW: £216.00

Size (mm): ↗ 160 ↑ 510 ↔ 160

Lamp: 1 x E27 60W

Colour: Matt Black/Crystal Sand Artistic

toggle switch



HL3065 NOW: £120.00
Size (mm): Ø 150 ↑ 430
Lamp: 1 x Integral LED 7W, 790lm
Colour: Antique Brass/Amber



HL3067 NOW: £108.00
Size (mm): Ø 150 ↑ 430
Lamp: 1 x Integral LED 7W, 790lm
Colour: Black/Smoked



HL3066 NOW: £120.00
Size (mm): Ø 150 ↑ 430
Lamp: 1 x Integral LED 7W, 790lm
Colour: Satin Nickel/Clear

concealed light
source

Range Characteristics:

Excellent Diverse Range
Vast Colour Options
Exclusive Designs



HL3358 NOW: £123.00
Size (mm): ↗ 150 ↓ 550 ↔ 250
Lamp: 2 x E14 40W
Colour: Antique Brass/Clear

crystal clear
glass



HL3354 NOW: £119.00
Size (mm): ↗ 150 ↓ 550 ↔ 250
Lamp: 2 x E14 40W
Colour: Polished Nickel/Clear



HL3356 NOW: £123.00
Size (mm): ↗ 150 ↓ 550 ↔ 250
Lamp: 2 x E14 40W
Colour: Polished Gold/Clear

attention to detail



superb uniform
light output



HL3052 NOW: £125.00

Size (mm): Ø 155 ↓ 400

Lamp: 1 x Integral LED 10W, 800lm

Colour: Polished Chrome/Silver/Frosted White



HL3723 NOW: £60.00

Size (mm): ↗ 150 ↓ 440 ↔ 250

Lamp: 1 x E27 40W ☐

Colour: Matt Black/Antique Brass/Khaki

toggle switch



HL3740 NOW: £80.00

Size (mm): ↗ 160 ↓ 500 ↔ 315

Lamp: 1 x E27 60W ☐

Colour: Antique Silver/Copper/White

Range Characteristics:

Excellent Diverse Range
Vast Colour Options
Exclusive Designs




HL3577 NOW: £113.00

Size (mm): ↓ 490–860 ↔ 170–535

Lamp: 1 x Integral LED 7W, 436lm

Colour: Black/Aluminium

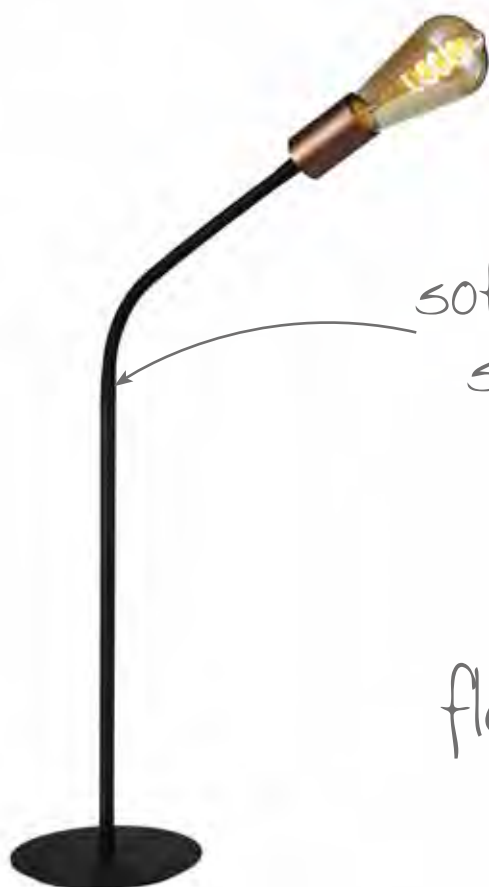


HL3655 NOW: £69.00

Size (mm): ↓ 500–770 ↔ 170–430

Lamp: 1 x E27 40W ☐

Colour: Satin White/Satin Nickel



HL3648 NOW: £69.00

Size (mm): ↓ 500–770 ↔ 170–430

Lamp: 1 x E27 40W ☐

Colour: Satin Black/Brushed Copper

flexibility in design
& purpose



HL3003 **NOW: £89.00**
Size (mm): ↗ 190 ↓ 350 ↔ 270
Lamp: 1 x E27 40W □
Colour: Sand White/Satin Nickel/White



HL3001 **NOW: £89.00**
Size (mm): ↗ 190 ↓ 350 ↔ 270
Lamp: 1 x E27 40W □
Colour: Sand Black/Copper/White

toggle switch



HL3002 **NOW: £89.00**
Size (mm): ↗ 190 ↓ 350 ↔ 270
Lamp: 1 x E27 40W □
Colour: Sand Grey/Copper/White

Range Characteristics:

Excellent Diverse Range
Vast Colour Options
Exclusive Designs



HL3716 NOW: £101.00

Size (mm): ↗ 190 ↓ 470-600 ↔ 600

Lamp: 1 x E27 40W ☐

Colour: Sand Black/Copper/White



HL3006 NOW: £101.00

Size (mm): ↗ 190 ↓ 470-600 ↔ 600

Lamp: 1 x E27 40W ☐

Colour: Sand White/Satin Nickel/White



HL3005 NOW: £101.00

Size (mm): ↗ 180 ↓ 470-600 ↔ 600

Lamp: 1 x E27 40W ☐

Colour: Sand Grey/Copper/White



HL3430 NOW: £308.00
Size (mm): ↗ 220 ↓ 1530 ↔ 326
Lamp: 2 x Integral LED 16W, 20W, 2270lm □
Colour: White/Opal White

stunning design



HL3674 NOW: £374.00
Size (mm): Ø 300 ↑ 1530
Lamp: 6 x Integral LED 2W, 1680lm
Colour: Sand Black/Gold

adjustable



HL3191 NOW: £494.00
Size (mm): ↗ 175 ↓ 1650 ↔ 250
Lamp: 2 x Integral LED 18W, 1560lm
Colour: Medium Oak/Sand White/Frosted

dual light source

A summary of all the exquisite table and floor lamps from the ranges throughout this exclusive collection of lighting. The variety of materials, designs and colour finishes are sure to provide the perfect product to enhance any environment. The essence of lighting is to create the right ambience and when the products also become a focal point, then you know it is perfect.



Range Characteristics:

Excellent Diverse Range
Vast Colour Options
Exclusive Designs

*simply
stunning*

ball-tastic



HL3304 NOW: £449.00
Size (mm): ↗ 390 ↑ 1700 ↔ 420
Lamp: 8 x G9 28W
Colour: Polished Chrome/Smoked



HL3735 NOW: £375.00
Size (mm): Ø 450 ↑ 1550
Lamp: 8 x G9 28W
Colour: Matt Black/Antique Brass/Cognac



HL3662 NOW: £449.00
Size (mm): ↗ 390 ↑ 1700 ↔ 420
Lamp: 8 x G9 28W
Colour: Antique Copper/Opal & Copper


marble base



ribbed glass



crystal strands



momentous metalwork

HL3682 NOW: £420.00

Size (mm): Ø 400 ↑ 1700

Lamp: 9 x E14 40W

Colour: Brown Oxide/Clear

HL3689 NOW: £381.00

Size (mm): ↗ 290 ↑ 1730 ↔ 320

Lamp: 2 x E27 60W


Colour: Matt Black/Crystal Sand Artistic

Range Characteristics:

Excellent Diverse Range
Vast Colour Options
Exclusive Designs

crystal
clear glass

attention
to detail



HL3359 NOW: £215.00

Size (mm): Ø 250 ↑ 1700

Lamp: 3 x E14 40W

Colour: Antique Brass/Clear



HL3357 NOW: £215.00

Size (mm): Ø 250 ↑ 1700

Lamp: 3 x E14 40W

Colour: Polished Gold/Clear



HL3355 NOW: £209.00

Size (mm): Ø 250 ↑ 1700

Lamp: 3 x E14 40W

Colour: Polished Nickel/Clear



HL3724 NOW: £209.00
Size (mm): ↗ 300 ↑ 1790 ↔ 580
Lamp: 1 x E27 40W ☐
Colour: Matt Black/Antique Brass/Khaki

beautiful colour
combination

oversized
shade



HL3741 NOW: £150.00
Size (mm): Ø 270 ↑ 1560
Lamp: 1 x E27 60W ☐
Colour: Antique Silver/Copper/White

Range Characteristics:
 Excellent Diverse Range
 Vast Colour Options
 Exclusive Designs



HL3578 NOW: £179.00
Size (mm): ↓ 1290–1870 ↔ 230–750
Lamp: 1 x Integral LED 7W, 436lm ☐
Colour: Black/Aluminium




HL3656 NOW: £194.00
Size (mm): ↓ 1140–1630 ↔ 250–1060
Lamp: 3 x E27 40W ☐
Colour: Satin White/Satin Nickel




HL3649 NOW: £194.00
Size (mm): ↓ 1140–1630 ↔ 250–1060
Lamp: 3 x E27 40W ☐
Colour: Satin Black/Brushed Copper



(adjustable)



HL3721 NOW: £170.00
Size (mm): ↗ 250 ↓ 1550 ↔ 580
Lamp: 2 x E27 40W ☐
Colour: Sand White/Satin Nickel/White



HL3720 NOW: £170.00
Size (mm): ↗ 250 ↓ 1550 ↔ 580
Lamp: 2 x E27 40W ☐
Colour: Sand Grey/Copper/White

HL3722 NOW: £170.00
Size (mm): ↗ 250 ↓ 1550 ↔ 580
Lamp: 2 x E27 40W ☐
Colour: Sand Black/Copper/White

Range Characteristics:

Excellent Diverse Range
Vast Colour Options
Exclusive Designs

adjustable

ideal reading lamp

adjustable

HL3009 NOW: £131.00

Size (mm): ↗ 285 ↓ 1250-1640 ↔ 910

Lamp: 1 x E27 40W ☐

Colour: Sand White/Satin Nickel/White

HL3717 NOW: £131.00

Size (mm): ↗ 285 ↓ 1250-1640 ↔ 910

Lamp: 1 x E27 40W ☐

Colour: Sand Black/Copper/White

HL3008 NOW: £131.00

Size (mm): ↗ 285 ↓ 1250-1640 ↔ 910

Lamp: 1 x E27 40W ☐

Colour: Sand Grey/Copper/White

Range Characteristics:
Brand New Concept
Attractive Colour Finish
Superior Quality



HL3841 NOW: £141.00

Size (mm): ↓ 345 ↔ 150 ↗ 190

Lamp: 1 x E27 25W

Colour: Matt Black/Brushed Bronze/Clear

great
combination



HL3842 NOW: £126.00

Size (mm): Ø 150 ↓ 245–1280

Lamp: 1 x E27 25W

Colour: Matt Black/Brushed Bronze/Clear

IP65

ARGENTIERE

The small globe outline of these fittings is enhanced with their mixture of matt black and brushed bronze colour finishes. The wall lamp, single pendant and festoon kit all take E27 lampholders creating a myriad of lighting solutions. This range is unexpectedly IP rated giving you the option to build a more characteristically homely area in an outdoor setting.



HL3848 NOW: £204.00
Size (mm): Ø 250 ↓ 275
Lamp: 1 x E27 25W
Colour: Matt Black/Antique Brass/Clear

IP65



HL3846 NOW: £237.00
Size (mm): ↓ 340 ↔ 250 ↔ 450
Lamp: 1 x E27 25W
Colour: Matt Black/Antique Brass/Clear



HL3847 NOW: £207.00
Size (mm): Ø 250 ↓ 270-1300
Lamp: 1 x E27 25W
Colour: Matt Black/Antique Brass/Clear

Range Characteristics:
 Brand New Concept
 Attractive Colour Finish
 Superior Quality

HOCHGOLLING

The hexagonal form of this collection is devised from a matt black opaque top with the bottom half beneath the light using a Antique Brass open grid cover. Each fitting uses E27 lampholders which are sheltered by a clear glass globe. You would typically assume these fixtures are for indoor use however every item has an IP65 rating.

Range Characteristics:
Brand New Concept
Attractive Colour Finish
Superior Quality

remember, outdoor
products can also
be used indoors!




HL3852 NOW: £174.00

Size (mm): ↑ 385 ↔ 150 ↔ 180

Lamp: 1 x E27 25W

Colour: Titanium Silver/Polished Chrome/Clear

acrylic sphere



HL3853 NOW: £156.00

Size (mm): Ø 150 ↓ 270–1270

Lamp: 1 x E27 25W

Colour: Titanium Silver/Polished Chrome/Clear

IP65

SCHWALBENKOFEL

This industrial design which combines satin nickel and polished chrome colour finishes presents a single pendant and wall lamp as well as a stylish 6 light festoon kit most popularly seen in bars and restaurants. The unexpected twist of this range is that each item is IP65 rated allowing you to bring a traditionally indoor feature outdoors.

surface mount

Range Characteristics:
Brand New Concept
Attractive Colour Finish
Superior Quality




HL3851 NOW: £179.00

Size (mm): Ø 250 ↑ 320

Lamp: 1 x E27 25W

Colour: Matt Black/Grey/Clear



HL3850 NOW: £176.00

Size (mm): Ø 250 ↑ 310-1320

Lamp: 1 x E27 25W

Colour: Matt Black/Grey/Clear

IP65



HL3849 NOW: £215.00

Size (mm): ↑ 385 ↔ 250 ↔ 450

Lamp: 1 x E27 25W

Colour: Matt Black/Grey/Clear

REINHART

The E27 lampholder is sheltered beneath the matt black, round dome shade and the grey caging fixed to the bottom of the dome creates a spherical outline. As standard outdoor lighting tends to have its own niche, this collection stands out because it uniquely takes a design concept more commonly seen on indoor lighting and makes it IP rated.



HL3843 NOW: £218.00

Size (mm): ↓ 380 ↔ 250 → 430

Lamp: 1 x E27 25W

Colour: Anthracite/Matt White/Clear



IP65

acrylic sphere

HL3840 NOW: £144.00

Size (mm): ↓ 380 ↔ 150 → 215

Lamp: 1 x E27 25W

Colour: Anthracite/Matt White/Clear

A 3D diamond shape acts as the outline shape housing the E27 lampholder and clear round glass. The 3m 6 light festoon kit has ample applications to enhance its given setting. Along with the available matching wall lamp, these are fittings you would commonly expect to find within an indoor setting but both lights are actually IP65 rated for exterior use.

Range Characteristics:
Brand New Concept
Attractive Colour Finish
Superior Quality


IP65

1.5m rubber
cable



HL3845 **NOW: £186.00**

Size (mm): Ø 250 ↑ 300

Lamp: 1 x E27 25W

Colour: Anthracite/Matt White/Clear



HL3844 **NOW: £185.00**

Size (mm): Ø 250 ↑ 300-1350

Lamp: 1 x E27 25W

Colour: Anthracite/Matt White/Clear

metal cage


OUTDOOR

Range Characteristics:

3000K Warm White


Not Dimmable

3 Years Warranty



IP54

bidirectional
light source



also available in
chrome
see page 240

HL3605 **NOW: £96.00**
Size (mm): ↑ 260 ↔ 60 ⇨ 65
Lamp: 2 x Integral LED 3W, 300lm
Colour: Dark Grey/Opal White

GIFERSPITZ

Available in either a dark grey or polished chrome colour finish the tubular form of these wall lights is reminiscent of metal piping with two embedded rings at either end. The integral 3000K LEDs give the fitting an extended longevity of use along with the durability of the fixtures given their IP54 rating making them suitable for outdoor use.

Range Characteristics:
3000K Warm White
Not Dimmable
3 Years Warranty



HL3830 NOW: £179.00

Size (mm): Ø 240 ⇨ 54

Lamp: 1 x Integral LED 13W, 300lm

Colour: Gloss Black

translucent edge

IP65

gloss finish



HL3831 NOW: £179.00

Size (mm): Ø 240 ⇨ 54

Lamp: 1 x Integral LED 13W, 300lm

Colour: Gloss White

driver built-in

ORSIERA


Available in a black or white colour, this flush outdoor wall lamp has a surround of integral LEDs producing an angelic Orsiera of illumination around the front plate. The IP65 rating is perfect for exterior areas as well as use within the home or workplace. The high gloss finish creates endearing translucent reflections of the compassing environment.

Range Characteristics:
3000K Warm White
Not Dimmable
3 Years Warranty



HL3827 NOW: £113.00

Size (mm): $\downarrow 80 \leftrightarrow 80 \rightarrow 5$

Lamp: 1 x Integral LED 1.8W, 70lm 

Colour: White

5mm glass plate




IP65

driver built-in



HL3826 NOW: £113.00

Size (mm): $\downarrow 80 \leftrightarrow 80 \rightarrow 5$

Lamp: 1 x Integral LED 1.8W, 70lm 

Colour: Black



HL3828 NOW: £138.00

Size (mm): $\downarrow 80 \leftrightarrow 120 \rightarrow 5$

Lamp: 1 x Integral LED 3.3W, 145lm 

Colour: Black



HL3829 NOW: £138.00

Size (mm): $\downarrow 80 \leftrightarrow 120 \rightarrow 5$

Lamp: 1 x Integral LED 3.3W, 145lm 

Colour: White

50mm recess depth

CORNOUR

Recessed wall lights are ideal for outdoor areas lighting pathways, pool areas or gardens without causing obstruction. These fashionable IP65 rated fixtures are formed with chic panes of black or white glass. The integral LEDs are set back at an angle to better direct the projection of light.

Each colour is available in two sizes.

surface mounted



HL3823 NOW: £165.00

Size (mm): Ø 200 ↑ 45

Lamp: 1 x Integral LED 6W, 165lm

Colour: Anthracite

Range Characteristics:

Drive Over Resistant

3000K Warm White

3 Years Warranty

driver built-in



HL3824 NOW: £185.00

Size (mm): Ø 200 ↑ 45

Lamp: 2 x Integral LED 6W, 236lm

Colour: Anthracite

IP67



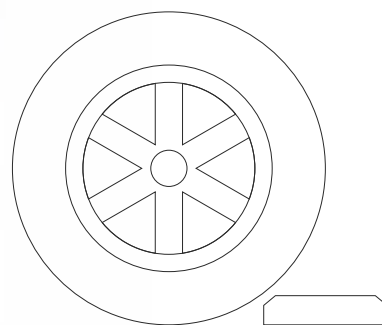
HL3825 NOW: £203.00

Size (mm): Ø 200 ↑ 45

Lamp: 4 x Integral LED 3W, 256lm

Colour: Anthracite

drive over



up to 2 ton @ 15mph

MEIJE

Due to popular demand we have added a range of drive over inground lights all with an IP67 rating. These round plates in an anthracite finish are available in a 1, 2 or 4 light version, the dark finish successfully disguises any dirt from the outdoor environment while the integral LEDs provide a longevity of use.



stainless steel
components



IP65

2m of cable



HL4178 NOW: £104.00

Size (mm): ↗ 60 ↓ 280 ↔ 105

Lamp: 2 x Integral LED 3W, 420lm □

Colour: Grey/Black

integral LED items
driver built-in

HL4179 NOW: £50.00

Size (mm): ↗ 60 ↓ 270 ↔ 100

Lamp: 1 x GU10 35W

Colour: Black

BARENHORN

A collection of inground spike lights, this range fits securely into your garden to give an adjustable spotlight. The angled heads for the integral 3000K LED or GU10 light sources not only look high end and decorative but also offer the freedom to angle the illumination to highlight a particular area or even use the beams of lights to create a feature of their own.

Range Characteristics:
Spike or Wall Mountable
GU10/Integrated Versions
Superior Quality



can also be
mounted without
the spike

HL4175 NOW: £44.00
Size (mm): ↗ 45 ↓ 260 ↔ 70
Lamp: 1 x Integral LED 3W, 210lm
Colour: Grey/Black



HL4176 NOW: £63.00
Size (mm): ↗ 65 ↓ 285 ↔ 80
Lamp: 1 x Integral LED 7W, 490lm
Colour: Grey/Black



high quality
engineering

HL4177 NOW: £114.00
Size (mm): ↗ 80 ↓ 300 ↔ 90
Lamp: 1 x Integral LED 15W, 1050lm
Colour: Grey/Black



IP65

Range Characteristics:
Unique Gold For Outdoor
Clear Glass Cylinder
2 Years Warranty



HL3583 NOW: £140.00
Size (mm): ↓ 400 ↔ 160 ↳ 200
Lamp: 1 x E27 60W
Colour: Black/Gold/Clear



HL3582 NOW: £113.00
Size (mm): ↓ 310 ↔ 130 ↳ 165
Lamp: 1 x E27 60W
Colour: Black/Gold/Clear

IP54

pioneering outdoor
finish



HL3584 NOW: £117.00
Size (mm): Ø 130 ↓ 480–1080
Lamp: 1 x E27 60W
Colour: Black/Gold/Clear

POUZENC

Another unique concept for your outdoor lighting needs, this collection of black cylindrical frames with clear glass panes are enhanced by the substantial gold metal arch that begins within the bottom of the frame and protrudes above the top of each fitting.

Range Characteristics:
Elegant Gold Detail
Clear Seeded Glass
2 Years Warranty

seeded glass

IP54

hand finished
gold detail



HL3197 NOW: £105.00
Size (mm): Ø 170 ↓ 370-970
Lamp: 1 x E27 60W
Colour: Black/Gold/Clear



HL3196 NOW: £105.00
Size (mm): ↓ 255 ↔ 170 ↳ 217
Lamp: 1 x E27 60W
Colour: Black/Gold/Clear

HOCHKONIG

This durable IP54 rated collection houses E27 lampholders within a bell shaped frame finished in a black/gold colour, coating the metal framework. The character of this range is furthered by the clear glass, moulded with small seeded bubbles to mimic fine raindrops, an ingenious feature for an outdoor lighting range.



bigger brother



HL3431 NOW: £129.00
Size (mm): ↓ 390 ↔ 230 → 250
Lamp: 1 x E27 60W
Colour: Antique Bronze/Clear



HL3199 NOW: £107.00
Size (mm): ↓ 307 ↔ 180 → 200
Lamp: 1 x E27 60W
Colour: Antique Bronze/Clear

IP54



HL3198 NOW: £87.00
Size (mm): ↓ 300 ↔ 127 → 150
Lamp: 1 x E27 60W
Colour: Antique Bronze/Clear

WILDGRAT

This is the perfect option for creating a traditional, old-fashioned design feature within an outdoor setting. Its lantern shapes and form, pairing the clear glass cylinders with a rustic antique bronze frame, perfectly emulate the style of lamps most commonly associated with the 19th century.

Range Characteristics:
Refined Rustic Finish
Impressive Glass/Mesh
2 Years Warranty

IP54

mesh & glass



HL3316 NOW: £107.00
Size (mm): Ø 180 ↑ 400-960
Lamp: 1 x E27 60W
Colour: Antique Bronze/Clear

sturdy base



HL3432 NOW: £141.00
Size (mm): Ø 230 ↑ 104
Lamp: 1 x E27 60W
Colour: Antique Bronze/Clear



HL3317 NOW: £113.00
Size (mm): ↑ 402 ↔ 180
Lamp: 1 x E27 60W
Colour: Antique Bronze/Clear



rustic antique bronze

HL3556 NOW: £110.00
Size (mm): ↓ 355 ↔ 170 → 200
Lamp: 1 x E27 60W
Colour: Antique Bronze/Clear

IP54



open bottom
design

HL3559 NOW: £161.00
Size (mm): Ø 350 ↓ 150
Lamp: 2 x E27 60W
Colour: Antique Bronze/Clear

FAVRE

Providing an IP54 rated outdoor collection these fixtures are coated in an antique bronze colour finish to complement the vintage lantern style. Each fixture holds a single E27 lampholder which is encircled with compellingly designed glass panes moulded with large dimples forming subtle reflections.

Range Characteristics:
Refined Rustic Finish
Impressive Dimpled Glass
2 Years Warranty



dimpled glass

IP54

HL3558 NOW: £155.00
Size (mm): Ø 190 ↑ 790
Lamp: 1 x E27 60W
Colour: Antique Bronze/Clear



HL3557 NOW: £116.00
Size (mm): Ø 170 ↑ 500
Lamp: 1 x E27 60W
Colour: Antique Bronze/Clear

Range Characteristics:
Classic Vintage Finish
Impressive Metalwork
2 Years Warranty



seeded glass

IP54



HL3580 NOW: £189.00

Size (mm): ↑ 425 ↔ 240 → 260

Lamp: 1 x E27 60W

Colour: Brushed Black Gold/Seeded Clear



HL3579 NOW: £129.00

Size (mm): ↑ 315 ↔ 180 → 205

Lamp: 1 x E27 60W

Colour: Brushed Black Gold/Seeded Clear



HL3581 NOW: £120.00

Size (mm): ↑ 310 ↔ 240 → 120

Lamp: 1 x E27 60W

Colour: Brushed Black Gold/Seeded Clear

BRUNNISTOCK

The brushed black gold finish of these IP54 outdoor wall lamps, projects a traditional antique ambience perfectly complementing the classic lantern design of the framework. The hanging lantern wall lamp in two sizes is more in keeping with the original fixtures of its time whereas the flush wall lamp offers a more space conserving option.

Range Characteristics:
Modern Open Design
Large Seeded Glass Globe
2 Years Warranty

large glass globe



HL3781 NOW: £144.00

Size (mm): ↓ 290 ↔ 230 ↔ 260

Lamp: 1 x E27 60W

Colour: Anthracite/Seeded Clear



IP54

WEISSHORN

This outdoor wall lamp uses a uniform cube frame with open faces to offer a clear view of the unique glass globe. The clear seeded glass acts a protective seal around the E27 lampholder giving the fixture an IP54 rating whilst also providing a stylish feature appropriate for outdoor lighting. The dark anthracite colour finish offers extra durability against all types of weather.

Range Characteristics:
Black Iron Framework
Crackled Glass
2 Years Warranty



HL3318 NOW: £90.00

Size (mm): ↓ 292 ↔ 170 ↔ 198

Lamp: 1 x E27 60W

Colour: Black/Crackled Glass/Clear

surface mount



HL3319 NOW: £65.00

Size (mm): Ø 162 ↓ 187

Lamp: 1 x E27 60W

Colour: Black/Crackled Glass/Clear

crackled glass

IP54

TENDA

The most captivating feature of this IP54 outdoor lantern collection is the crackled effect of the clear glass embedded into the black iron framework. This distressed feature offers a unique filtration of light from the E27 lampholder resulting in an attractive visual.



HL3195 NOW: £114.00
Size (mm): ↑ 345 ↔ 225 ↳ 245
Lamp: 1 x E27 60W
Colour: Black/Gold/Clear

IP54



HL3314 NOW: £119.00
Size (mm): Ø 175 ↑ 400-960
Lamp: 1 x E27 60W
Colour: Black/Gold/Clear

Range Characteristics:
 Elegant Gold Detail
 Large Clear Seeded Glass
 2 Years Warranty

hand finished
gold detail

CHABRIERES

The wall lamp and pendant follow a vintage theme reminiscent of the classic lanterns used on sailing boats. A clear bell glass, formed with small bubbles to replicate fine drops of water, safely houses an E27 lampholder. The nautical nature of the gridline frame complements the glass feature whilst providing an added defence against outdoor elements.

Range Characteristics:
Contemporary Design
Substantial Metalwork
2 Years Warranty



IP54

HL3782 NOW: £119.00
Size (mm): ↓ 345 ↔ 135 ↳ 170
Lamp: 1 x E27 60W
Colour: Anthracite/Clear

RAMULAZZ

The criss cross form of this IP54 rated wall lamp applies a creative design feature to any outdoor setting. With the E27 lampholders allowing a maximum of 60W it allows you to use a lamp which gives ample light for your outdoor or indoor area.

Range Characteristics:
Creative Open Design
Raindrop Effect Glass
2 Years Warranty



IP54

HL3780 NOW: £131.00
Size (mm): ↓ 320 ↔ 185 ↳ 180
Lamp: 1 x E27 60W
Colour: Anthracite/Clear Raindrops



PETTINI

A pentagonal prism with open faces created the angled outline of this outdoor IP54 rated wall lamp. The dark anthracite finish is durable against adverse weather, while the protected E27 lampholder is surrounded by a captivating dimpled, clear glass cylinder.



tough
construction

Range Characteristics:
3 Colour Options
Robust Construction
2 Years Warranty

HL3560 NOW: £119.00
Size (mm): ↓ 260 ↔ 180 ↳ 160
Lamp: 1 x E27 60W
Colour: Silver Grey/Clear

IP54



HL3562 NOW: £119.00
Size (mm): ↓ 260 ↔ 180 ↳ 160
Lamp: 1 x E27 60W
Colour: Anthracite/Clear



HL3561 NOW: £119.00
Size (mm): ↓ 260 ↔ 180 ↳ 160
Lamp: 1 x E27 60W
Colour: Antique Bronze/Clear

seeded glass

MEDUCE

This range combines design aspects from both glass display cases and vintage lanterns. The transparent glass panes clearly display the E27 lamp used, which is ideal when the fixture is being used along with a decorative lamp. With an IP54 rating the seeded effect of the glass subtly mimics raindrops, compatible for an outdoor fixture.



smoked acrylic
diffuser



HL3775/SM **NOW: £74.00**

Size (mm): ↓ 200 ↔ 90 → 125

Lamp: 1 x E27 20W

Colour: Anthracite/Smoked



HL3776/SM **NOW: £96.00**

Size (mm): ↓ 330 ↔ 90 → 125

Lamp: 2 x E27 20W

Colour: Anthracite/Smoked



IP54

↑
can be
← mounted in any →
direction
↓

CHAMONIX

A selection of outdoor IP54 fixtures are created from slim tubular forms. The smoked glass which sits within the anthracite frames provides a view of the E27 lamp chosen. With a selection of wall lamps and post lamps this contemporary design is suitable for any garden motif.

Range Characteristics:
3 Colour Options
Acrylic Cover-Metal Detail
2 Years Warranty

complementing
trim



HL3779/SM NOW: £140.00

Size (mm): Ø 90 ↑ 900

Lamp: 1 x E27 20W

Colour: Anthracite/Smoked



HL3778/SM NOW: £116.00

Size (mm): Ø 90 ↑ 650

Lamp: 1 x E27 20W

Colour: Anthracite/Smoked



HL3777/SM NOW: £98.00

Size (mm): Ø 90 ↑ 450

Lamp: 1 x E27 20W

Colour: Anthracite/Smoked



IP54

OUTDOOR



opal acrylic
diffuser



HL3775/OP **NOW: £74.00**

Size (mm): ↓ 200 ↔ 90 ↳ 125

Lamp: 1 x E27 20W

Colour: Anthracite/Opal



HL3776/OP **NOW: £96.00**

Size (mm): ↓ 330 ↔ 90 ↳ 125

Lamp: 2 x E27 20W

Colour: Anthracite/Opal



IP54

↑
can be
← mounted in any →
direction
↓

CHAMONIX

A selection of outdoor IP54 fixtures are created from slim tubular forms. The Opal glass which sits within the anthracite frames provides a view of the E27 lamp chosen. With a selection of wall lamps and post lamps this contemporary design is suitable for any garden motif.

Range Characteristics:
3 Colour Options
Acrylic Cover-Metal Detail
2 Years Warranty

90cm tall

great ambient
light



HL3777/OP NOW: £98.00

Size (mm): Ø 90 ↑ 450

Lamp: 1 x E27 20W

Colour: Anthracite/Opal

HL3778/OP NOW: £116.00

Size (mm): Ø 90 ↑ 650

Lamp: 1 x E27 20W

Colour: Anthracite/Opal

HL3779/OP NOW: £140.00

Size (mm): Ø 90 ↑ 900

Lamp: 1 x E27 20W

Colour: Anthracite/Opal

IP54

OUTDOOR



clear acrylic
diffuser



HL3775/CL **NOW: £74.00**

Size (mm): ↓ 200 ↔ 90 ↗ 125

Lamp: 1 x E27 20W

Colour: Anthracite/Clear



HL3776/SM **NOW: £96.00**

Size (mm): ↓ 330 ↔ 90 ↗ 125

Lamp: 2 x E27 20W

Colour: Anthracite/Clear



IP54

↑
can be
← mounted in any →
direction
↓

CHAMONIX

A selection of outdoor IP54 fixtures are created from slim tubular forms. The Clear glass which sits within the anthracite frames provides a view of the E27 lamp chosen. With a selection of wall lamps and post lamps this contemporary design is suitable for any garden motif.

Range Characteristics:
3 Colour Options
Acrylic Cover-Metal Detail
2 Years Warranty

aluminium ring

be creative use a
decorative lamp



HL3779/CL NOW: £140.00

Size (mm): Ø 90 ↑ 900

Lamp: 1 x E27 20W

Colour: Anthracite/Clear



HL3778/CL NOW: £116.00

Size (mm): Ø 90 ↑ 650

Lamp: 1 x E27 20W

Colour: Anthracite/Clear



HL3777/CL NOW: £98.00

Size (mm): Ø 90 ↑ 450

Lamp: 1 x E27 20W

Colour: Anthracite/Clear



IP54

OUTDOOR



IP65



HL3064 **NOW: £68.00**
Size (mm): ↓ 256 ↔ 86 ↳ 88
Lamp: 1 x E27 40W
Colour: Anthracite/Clear



robust metalwork

HL3060 **NOW: £113.00**
Size (mm): Ø 160 ↓ 276 ↳ 215
Lamp: 1 x E27 40W
Colour: Anthracite/Clear

PEUTEREY

This range emulates traditional Victorian lanterns, with their cylindrical clear acrylic situated within an anthracite coated round aluminium framework. The dark colour finish is ideal for an IP65 rated outdoor collection ensuring durability against the elements.

Range Characteristics:
Clear Acrylic Diffusers
Heavy-Bodied Metalwork
2 Years Warranty



cylindrical
diffuser

HL3061 NOW: £90.00

Size (mm): Ø 160 ↑ 220

Lamp: 1 x E27 40W

Colour: Anthracite/Clear



HL3063 NOW: £135.00

Size (mm): Ø 160 ↑ 500

Lamp: 1 x E27 40W

Colour: Anthracite/Clear

IP65



HL3062 NOW: £120.00

Size (mm): Ø 160 ↑ 350

Lamp: 1 x E27 40W

Colour: Anthracite/Clear

OUTDOOR



HL3115 NOW: £57.00
Size (mm): ↓ 220 ↔ 120 ⇨ 120
Lamp: 1 x E27 40W
Colour: Graphite Black/Clear



HL3117 NOW: £81.00
Size (mm): ↓ 345 ↔ 120 ⇨ 245
Lamp: 1 x E27 40W
Colour: Graphite Black/Clear

glass panels



IP54



HL3116 NOW: £87.00
Size (mm): ↓ 382 ↔ 120 ⇨ 188
Lamp: 1 x E27 40W
Colour: Graphite Black/Clear

GREPON

This range provides a classic collection of outdoor lighting solutions. The three dimensional rectangular frames with glass panels on each side reflect an old-fashioned oil lantern which is most prominently featured on the downward wall lamp with its curved hanging arm.

IP54

Range Characteristics:
Chic Frame Design
Subtle Graphite Finish
2 Years Warranty

HL3118 NOW: £77.00
Size (mm): ↗ 120 ↓ 390-890 ↔ 120
Lamp: 1 x E27 40W
Colour: Graphite Black/Clear



HL3120 NOW: £87.00
Size (mm): ↓ 780 ↔ 130
Lamp: 1 x E27 40W
Colour: Graphite Black/Clear



simple design
sophisticated style



HL3119 NOW: £75.00
Size (mm): ↓ 580 ↔ 130
Lamp: 1 x E27 40W
Colour: Graphite Black/Clear

Range Characteristics:
3000K Warm White
Not Dimmable
3 Years Warranty



HL3184 NOW: £89.00

Size (mm): $\uparrow 76 \leftrightarrow 150 \mapsto 85$

Lamp: 1 x Integral LED 10W, 720lm

Colour: Graphite Black

adjustable heads



HL3185 NOW: £128.00

Size (mm): $\nearrow 107 \downarrow 380 \leftrightarrow 150$

Lamp: 1 x Integral LED 10W, 720lm

Colour: Graphite Black

IP54



HL3186 NOW: £155.00

Size (mm): $\nearrow 107 \downarrow 780 \leftrightarrow 150$

Lamp: 1 x Integral LED 10W, 720lm

Colour: Graphite Black

FLEGERE

This collection harbours a high powered 10W 3000K LED section encased in an opal white acrylic diffuser. The LED head is fixed within a durable graphite frame structure, perfect for the outdoor usage of an IP54 range of lighting options. The wall lamp available is adjustable in order to offer added directionality of the light projection.

Range Characteristics:
3000K Warm White
Not Dimmable
3 Years Warranty



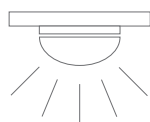
double diffuser

HL3209 NOW: £86.00

Size (mm): ↗ 110 ↓ 103 ↔ 110

Lamp: 1 x Integral LED 6W, 350lm

Colour: Anthracite/Opal White



suitable for wall
or ceiling



IP54



HL3028 NOW: £86.00

Size (mm): Ø 108 ↔ 103

Lamp: 1 x Integral LED 6W, 350lm

Colour: Anthracite/Opal White

AILEFROIDE

A 3D optical effect is achieved with layers of contrasting materials built around the integral 3000K LEDs. This nesting concept shows an opal diffuser, within a clear casing, within an anthracite metal frame. Available in a round or square shape with an IP54 rating, this range proves you do not need to compromise style when choosing an outdoor lighting solution.

Range Characteristics:

3000K Warm White

Not Dimmable

3 Years Warranty

superb ambience



HL3785 NOW: £80.00

Size (mm): ↓ 200 ↔ 120 ↗ 50

Lamp: 2 x Integral LED 12W, 535lm

Colour: Anthracite/Clear

IP54

can be
mounted in any
direction

PELVOUX

Uniquely formed, this modern IP54 wall lamp uses a bracket type frame shape to establish an original display of illumination. The longer backplate is curved outwards from the wall and a smaller piece of the same design is then fixed in a reversed position over the diffuser box which houses the integral 3000K LEDs generating deep shadows.

Range Characteristics:
Polycarbonate Diffuser
Die-cast Aluminium Base
2 Years Warranty



HL3783 **NOW: £89.00**
Size (mm): ↓ 220 ↔ 220 → 85
Lamp: 2 x E27 20W
Colour: Anthracite/Clear

double lamps

IP65

double diffuser




suitable for wall
or ceiling

HL3784 **NOW: £119.00**
Size (mm): ↓ 220 ↔ 220 → 85
Lamp: 1 x Integral LED 16W, 1135lm
Colour: Anthracite/Clear/Opal

LAVAREDDO

Offering an inventive wall light design the square form of the frame hosts a 3D clear casing reflective of a traditional museum display case. Both wall lamps are IP65 rated making them suitable for outdoor use, while one design holds the integral LEDs within an acrylic diffuser the other enables more flexibility with two E27 lampholders.

Range Characteristics:
3000K Warm White
Not Dimmable
3 Years Warranty



HL3201 **NOW: £65.00**
Size (mm): ↓ 80 ↔ 160 ↔ 70
Lamp: 1 x Integral LED 5W, 190lm
Colour: Anthracite/Frosted



↙ adjustable

IP54

HL3200 **NOW: £65.00**
Size (mm): ↓ 80 ↔ 160 ↔ 70
Lamp: 1 x Integral LED 5W, 190lm
Colour: Sand White/Frosted

MALINVERN

This range uses uniform shapes in a unique way to create a new mode of projecting light. A pyramid forms the backplate, positioning the integral LEDs along the two faces of the shape. The rectangular metal plate is then fixed at the front of the fitting to shelter the light dispersion and throw the illumination in opposite directions on either side of the wall lamp.

Range Characteristics:
3000K Warm White
Not Dimmable
3 Years Warranty




HL3203 NOW: £66.00

Size (mm): $\updownarrow 170 \leftrightarrow 170 \mapsto 80$

Lamp: 1 x Integral LED 7W, 610lm

Colour: Black/Silver/Clear



HL3203 NOW: £66.00

Size (mm): $\updownarrow 170 \leftrightarrow 170 \mapsto 80$

Lamp: 1 x Integral LED 7W, 610lm

Colour: White/Gold/Clear

can be
mounted in any
direction
IP54

CHAVALLARD

The clean lines of triangular shapes envelope the integral LEDs driving the 3000K light into a 45 degree projection. This outdoor wall light, available in two colours, creates an aged worn impression by using a raw application of coating which produces a brushed chalk like effect offering a rustic urban quality to your outdoor area.

Range Characteristics:

3000K Warm White

Not Dimmable

3 Years Warranty



HL3207 NOW: £57.00


Size (mm): $\uparrow 100 \leftrightarrow 135 \rightarrow 120$

Lamp: 2 x Integral LED 3W, 410lm

Colour: Black/Gold/Clear



bidirectional
light source



adjustable
beam angle



HL3210 NOW: £57.00

Size (mm): $\uparrow 100 \leftrightarrow 100 \rightarrow 100$

Lamp: 2 x Integral LED 3W, 400lm

Colour: Black/Silver



IP54

CARBONE

This outdoor wall lamp emulates a rustic atmosphere with the worn brushed effect of the black/gold or silver/gold colour finish. An up and downward directionality of light is achieved from the open faces of the cylindrical frame. Integrated barn doors enables complete independent flexibility in the two emitted beam angle.

Range Characteristics:

3000K Warm White

Not Dimmable

3 Years Warranty



HL3205 NOW: £84.00

Size (mm): $\uparrow 160 \leftrightarrow 230 \mapsto 56$


Lamp: 2 x Integral LED 5W, 850lm

Colour: Sand White/Frosted



IP54

bidirectional
light source



substantial
acrylic diffuser



HL3206 NOW: £84.00

Size (mm): $\uparrow 16 \leftrightarrow 230 \mapsto 56$

Lamp: 2 x Integral LED 5W, 850lm


Colour: Anthracite/Frosted

GRAUNOCK

This range combines primary shapes with LED technology to produce a futuristic modern collection of outdoor wall lamps. The rectangular panels of 3000K LEDs are vertically threaded through a horizontal band of metal framework. This creative concept is optically pleasing whilst still maintaining a reliable functionality desired of LED lighting products.

Range Characteristics:
3000K Warm White
Not Dimmable
3 Years Warranty

bidirectional
light source



HL3204 **NOW: £74.00**
Size (mm): ↓ 80 ↔ 170 ↗ 40
Lamp: 6 x Integral LED 1W, 500lm
Colour: Black/Gold/Clear




IP54

MADRISAHORN

The brushed black/gold colour finish gives a weathered, industrial quality to the sleek framework of this outdoor wall lamp. The slight projection of this fixture, from the surface to which it is applied, is a coveted aspect of an IP54 rated product ensuring an unobtrusive lighting solution either on pathways or even within a small bathroom.

Range Characteristics:
3000K Warm White
Not Dimmable
3 Years Warranty

IP54



HL3229 **NOW: £54.00**
Size (mm): ↓ 88 ↔ 99 ↗ 33
Lamp: 1 x Integral LED 3W, 270lm
Colour: Dark Brown/Clear

BIETSCHHORN

The brown colour finish complements the tones commonly found in outdoor environments from gardens to pathways. This LED wall lamp offers a downlight direction of illumination. The circular form is slightly cut away at the bottom to diffuse the integral 3000K LEDs.



HL3215 NOW: £45.00

Size (mm): ↑ 90 ↔ 115 ↳ 30

Lamp: 2 x Integral LED 3W, 350lm

Colour: Black/Silver/Frosted

Range Characteristics:

3000K Warm White

Not Dimmable


3 Years Warranty

IP54



sleek & slim
only 30mm deep

bidirectional
light source



HL3218 NOW: £63.00

Size (mm): ↑ 90 ↔ 175 ↳ 30

Lamp: 2 x Integral LED 6W, 630lm

Colour: Black/Silver/Frosted

ZELLINKOPF

This range harmoniously combines traditional weathered aspects with modern technology to create an interesting IP rated collection of wall lamps. The integral 3000K LEDs are diffused across the longest edge of the rounded rectangular frame. The LEDs modern presence is tempered by the rustic brushed black and silver colour finish.

Range Characteristics:
3000K Warm White
Not Dimmable
3 Years Warranty

HL3219 NOW: £72.00
Size (mm): ↓ 165 ↔ 153 ↗ 73
Lamp: 1 x Integral LED 6W, 700lm
Colour: Sand White/Clear



IP54

↑
can be
← mounted in any →
direction
↓



HL3220 NOW: £72.00
Size (mm): ↓ 165 ↔ 153 ↗ 73
Lamp: 1 x Integral LED 6W, 700lm
Colour: Anthracite/Clear



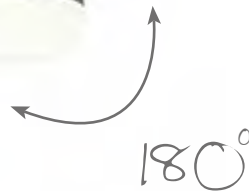
BIONNASSAY

This collection takes a simplistic circular shape and manipulates its form to throw a more outward projection of 3000K LED light. The dipped curvature allows a wider angle beam often required of outdoor lighting. The two neutral colour options complement their unassuming design.


Range Characteristics:
3000K Warm White
Not Dimmable
3 Years Warranty



HL3211 NOW: £72.00
Size (mm): $\updownarrow 54 \leftrightarrow 110 \mapsto 100$
Lamp: 1 x Integral LED 6W, 400lm
Colour: Anthracite/Opal White



180°




can be
mounted in any
direction



180°

IP54



HL3212 NOW: £96.00
Size (mm): $\updownarrow 54 \leftrightarrow 230 \mapsto 100$
Lamp: 2 x Integral LED 6W, 780lm
Colour: Anthracite/Opal White

MAUDIT

This is a highly versatile collection with an IP54 rating and adjustable heads. With a durable anthracite colour finish, the wall lamps are available in a one and two light version each with integral 3000K LEDs housed within a rounded rectangular shape that turns, giving added control over the directionality of light.

Range Characteristics:
3000K Warm White
Not Dimmable
3 Years Warranty

↑
can be
← mounted in →
any direction
↓



HL3228 NOW: £54.00
Size (mm): ↑ 120 ↔ 120 ⇨ 45
Lamp: 1 x Integral LED 6W, 510lm
Colour: Anthracite/Frosted



IP54

CHAISESTOCK


This wall lamp is the closest design available to best mimic the natural moulding of stone walls. The inconspicuous style only slightly projects from the wall enough to give a powerful singular direction of illumination from the integral 3000K LEDs. This subtle nature in an anthracite colour finish is perfect for outdoor use with an IP54 rating.

Range Characteristics:
3000K Warm White
Not Dimmable
3 Years Warranty



HL3227 NOW: £74.00
Size (mm): ↑ 120 ↔ 120 ⇨ 130
Lamp: 2 x Integral LED 6W, 590lm
Colour: Dark Brown/Opal White

bidirectional
light source




IP54

DORMILLOUSE

This 12W wall lamp is IP54 rated with an intriguing structure. The integral LED head is shaped to mimic a classic lampshade with the light filtered through both the bottom and top of the shade throwing light in two directions. A dark brown colour finish reflects natural woodland elements allowing the wall lamp to more seamlessly settle into a garden setting.



bidirectional
light source



Range Characteristics:
Curved With Gold Detail
Square With Silver Detail
2 Years Warranty



HL3222 NOW: £35.00
Size (mm): ↓ 160 ↔ 68 ⇨ 78
Lamp: 2 x GU10 50W
Colour: Black/Gold/Clear

↑
can be
← mounted in →
any direction
↓



IP54

HL3224 NOW: £35.00
Size (mm): ↓ 160 ↔ 68 ⇨ 78
Lamp: 2 x GU10 50W
Colour: Black/Silver/Clear



HL3221 NOW: £26.00
Size (mm): ↓ 100 ↔ 68 ⇨ 78
Lamp: 1 x GU10 50W
Colour: Black/Gold/Clear



HL3223 NOW: £26.00
Size (mm): ↓ 100 ↔ 68 ⇨ 78
Lamp: 1 x GU10 50W
Colour: Black/Silver/Clear


MONVISO

These outdoor IP54 rated wall lamps emulate a rustic urban atmosphere with their weathered colour finishes. The curved wall lamps use a black base with brushed flecks of gold whilst the rectangular version uses strokes of black and silver. This effect diminishes any impact from outdoor elements ensuring a reliable longevity of use even in harsher weather.

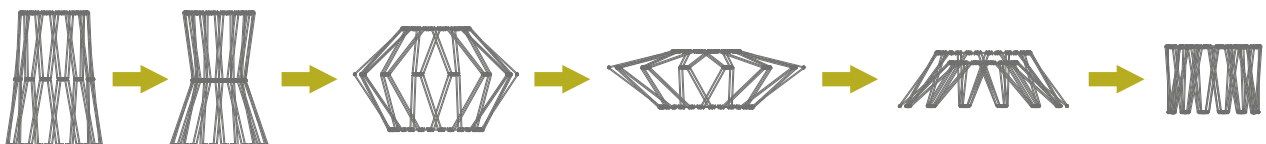


small version

suspension kit sold separately

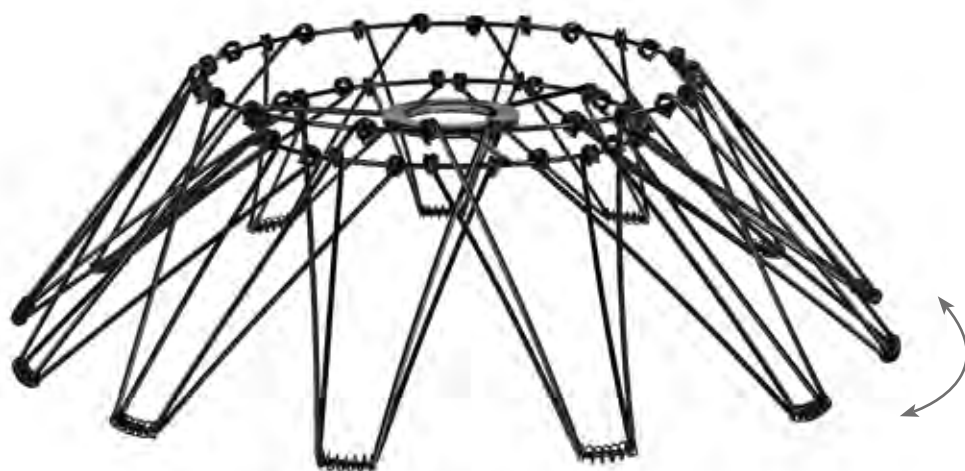


HL3705 **NOW: £48.00**
Size (mm): Ø 220-460 ↓ 90-305
Colour: Rose Gold



LAUVITEL

An innovatively creative adjustable range includes a selection of metal shades with spring joints which enable the form of each shade to be manipulated into a different shape. Available in two sizes and four different colour finishes, the diversity and adaptability of this range is a must have accompaniment to a standard single fixture.

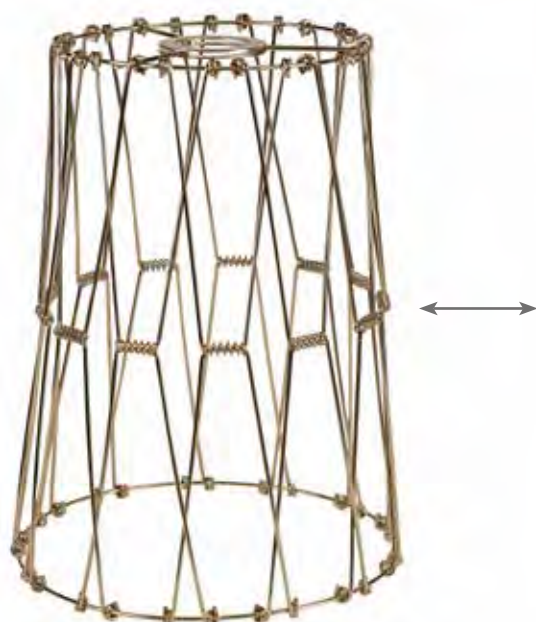


Range Characteristics:


Amazing 6 in 1 Shade
4 Colour Options
Best With Decorative Kits

HL3706 NOW: £48.00
Size (mm): Ø 220-460 ↑ 90-305
Colour: Matt Black


funky, quirky,
fun, intriguing,
functional, unique



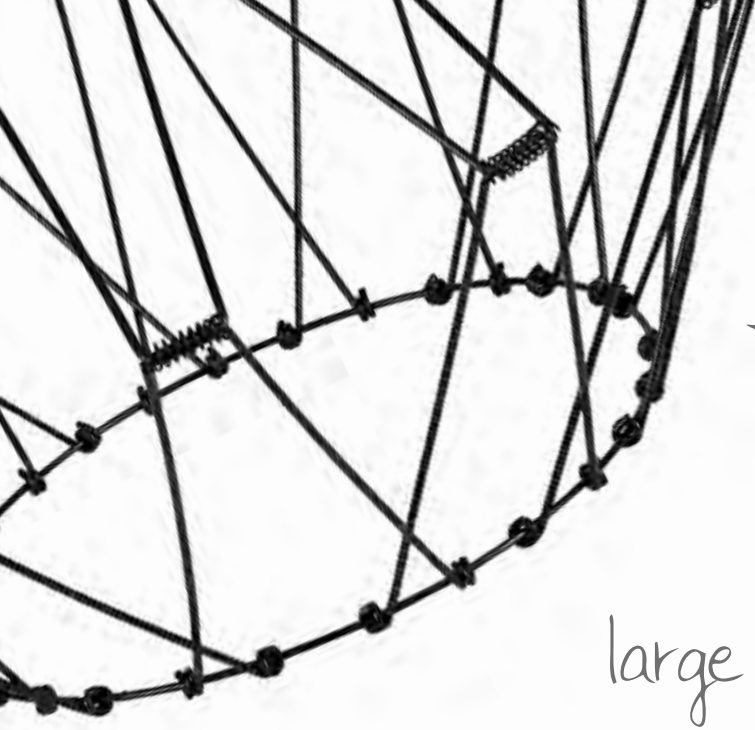
HL3707 NOW: £57.00
Size (mm): Ø 220-460 ↑ 90-305
Colour: French Gold



HL3708 NOW: £48.00
Size (mm): Ø 220-460 ↑ 90-305
Colour: Polished Chrome

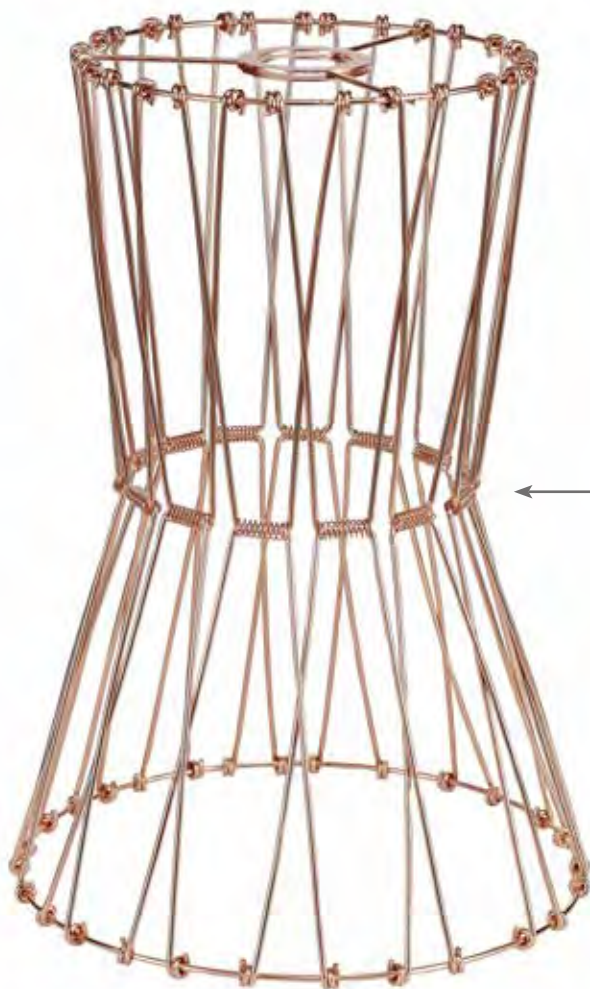


suspension kit
sold separately



funky, quirky,
fun, intriguing, functional,
unique

large version



suspension kit
sold separately

HL3709 **NOW: £72.00**
Size (mm): Ø 280–590 ↓ 120–400
Colour: Rose Gold

LAUVITEL

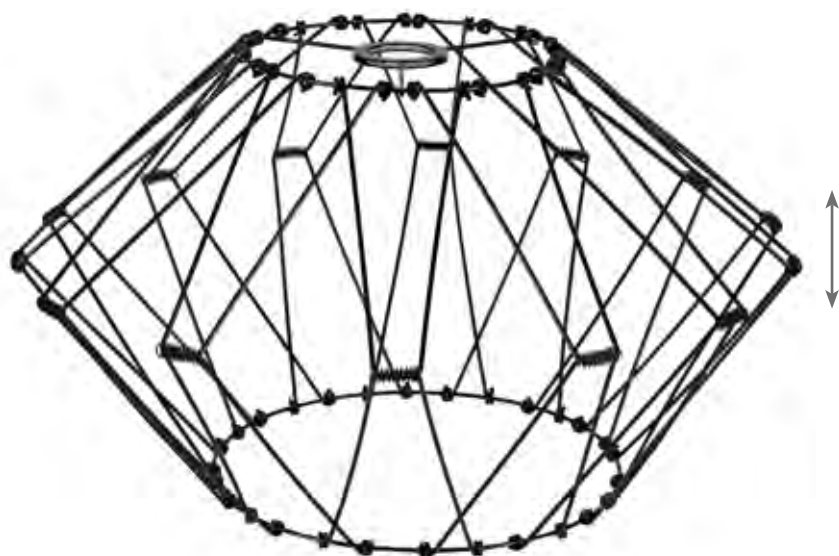
An innovatively creative adjustable range includes a selection of metal shades with spring joints which enable the form of each shade to be manipulated into a different shape. Available in two sizes and four different colour finishes, the diversity and adaptability of this range is a must have accompaniment to a standard single fixture.

Range Characteristics:

Amazing 6 in 1 Shade

4 Colour Options

Best With Decorative Kits



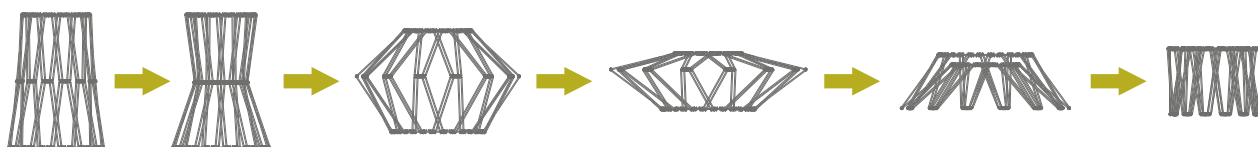
HL3710 NOW: £72.00

Size (mm): Ø 280-590 ↓ 120-400

Colour: Matt Black



one shade makes all shapes



HL3712 NOW: £72.00

Size (mm): Ø 280-590 ↓ 120-400


Colour: Polished Chrome



HL3711 NOW: £83.00


Size (mm): Ø 280-590 ↓ 120-400

Colour: French Gold



HL3694 NOW: £14.00
Size (mm): Ø 120 ↑ 200
Colour: Gold/Black

stunning gloss
black



HL3695 NOW: £35.00
Size (mm): Ø 450 ↑ 150
Colour: Gold/Black

lavish gold
reflector



HL3696 NOW: £51.00
Size (mm): Ø 600 ↑ 150
Colour: Gold/Black

universal shades

CHARFORON

A wide collection of shades in various sizes are enhanced with an interior design twist. The colour finishes available are not only uncommonly applied to lighting fixtures they also enable the style of the light to be tied in with other fabrics within the room to build character and standout décor.





HL690 NOW: £41.00
Size (mm): Ø 395 ↑ 180
Colour: Light Oak Wood Effect,
 White Laminate



Range Characteristics:
 2 Colour Options, 2 Sizes
 Imitation Wood/Clear
 Complimenting Edging

all shades fitted with
 reducing ring



HL691 NOW: £77.00
Size (mm): Ø 600 ↑ 210
Colour: Light Oak Wood Effect,
 White Laminate

looks like real wood



HL692 NOW: £41.00
Size (mm): Ø 395 ↑ 180
Colour: Grey Oak Wood Effect,
 White Laminate



HL693 NOW: £77.00
Size (mm): Ø 600 ↑ 210
Colour: Grey Oak Wood Effect,
 White Laminate

translucent white
vinyl lining



HL3697 NOW: £27.00

Size (mm): Ø 240/300 ↓ 200

Colour: Charcoal Grey, Translucent
White Laminate



HL3698 NOW: £35.00
Size (mm): Ø 280/350 ↓ 220
Colour: Charcoal Grey, Translucent
White Laminate



dual mount



HL3699 NOW: £41.00

Size (mm): Ø 320/400 ↓ 260

Colour: Charcoal Grey, Translucent White
Laminate



HL3700 NOW: £51.00

Size (mm): Ø 350/450 ↓ 280

Colour: Charcoal Grey, Translucent
White Laminate



woven effect fabric

CHARFORON

A wide collection of shades in various sizes are enhanced with an interior design twist. The colour finishes available are not only uncommonly applied to lighting fixtures they also enable the style of the light to be tied in with other fabrics within the room to build character and standout décor.

Range Characteristics:


4 Distinct Sizes
Dual Mount Technology
Durable Heavy Duty Fabric



HL3701 NOW: £29.00

Size (mm): Ø 240/300 ↓ 200

Colour: Multicoloured, White Laminate



dual mount



HL3702 NOW: £37.00

Size (mm): Ø 280/350 ↓ 220

Colour: Multicoloured, White Laminate



HL3703 NOW: £44.00

Size (mm): Ø 320/400 ↓ 260

Colour: Multicoloured, White Laminate

translucent white
vinyl lining



HL3704 NOW: £54.00

Size (mm): Ø 350/450 ↓ 280

Colour: Multicoloured, White Laminate



colour flecked
fabric



*Hand
Crafted*



HL3277 NOW: £120.00

Size (mm): Ø 295 ↑ 180

Colour: Beige/Black/Clear

crystal detail



HL3265 NOW: £162.00

Size (mm): Ø 310 ↑ 175

Colour: Grey/White/Black/Clear



HL3257 NOW: £99.00

Size (mm): Ø 350 ↑ 150

Colour: Green/Cream/Black/Clear



HL3252 NOW: £114.00

Size (mm): Ø 295 ↑ 160

Colour: Grey/Cream/Black/Clear

crystal detail

For full range on non-electric tiffany shades.
Please see tiffany section of catalogue.



HL3256 NOW: £99.00

Size (mm): Ø 350 ↓ 150

Colour: Rich Blue/Cream/Black/Clear



HL3259 NOW: £129.00

Size (mm): Ø 305 ↓ 150

Colour: Amber/Cream/Black/Clear

2 in 1 can also be suspended
without the trim



HL3235 NOW: £108.00

Size (mm): Ø 350 ↓ 140

Colour: Red/Cream/Aged Antique
Brass/Clear



HL3236 NOW: £104.00

Size (mm): Ø 350 ↓ 140

Colour: Beige/Cream/Aged Antique
Brass/Clear



HL3268 NOW: £171.00

Size (mm): Ø 310 ↓ 160

Colour: Orange/Blue/Black/Amber



HL3274 NOW: £150.00

Size (mm): Ø 310 ↓ 160

Colour: Blue/Black/Amber/Grey/Clear

CODE	PAGE	CODE	PAGE	CODE	PAGE
HL3001	56, 300	HL3032	268	HL3064	340
HL3002	56, 300	HL3033	269	HL3065	167, 296
HL3003	56, 300	HL3034	269	HL3066	167, 296
HL3004	189	HL3035	269	HL3067	167, 296
HL3005	57, 301	HL3036	275	HL3068	167
HL3006	57, 301	HL3037	275	HL3069	167
HL3007	189	HL3038	273	HL3070	167
HL3008	58, 309	HL3039	273	HL3071	288
HL3009	58, 309	HL3040	272	HL3072	289
HL3010	189	HL3041	272	HL3073	289
HL3011	56	HL3042	274	HL3074	65
HL3012	56	HL3043	274	HL3077	65
HL3013	60	HL3044	101	HL3078	65
HL3014	60	HL3045	101	HL3079	278
HL3015	60	HL3046	137	HL3080	278
HL3016	61	HL3047	253	HL3081	278
HL3017	61	HL3048	253	HL3082	279
HL3018	61	HL3049	42	HL3083	279
HL3019	186	HL3050	43	HL3084	279
HL3020	55	HL3051	43	HL3085	279
HL3021	55	HL3052	43, 298	HL3086	282
HL3022	250	HL3053	261	HL3087	282
HL3023	251	HL3054	261	HL3088	282
HL3024	251	HL3055	261	HL3089	246
HL3025	251	HL3056	259	HL3090	135
HL3026	249	HL3057	258	HL3091	136
HL3027	249	HL3058	260	HL3092	62
HL3028	249	HL3059	260	HL3093	62
HL3028	345	HL3060	340	HL3094	63
HL3029	248	HL3061	341	HL3095	62
HL3030	268	HL3062	341	HL3096	166
HL3031	268	HL3063	341	HL3097	166

CODE	PAGE	CODE	PAGE	CODE	PAGE
HL3098	166	HL3139	204	HL3176	210
HL3099	115	HL3140	205	HL3177	26
HL3100	116	HL3141	205	HL3178	27
HL3101	184	HL3142	205	HL3179	27
HL3102	198	HL3143	206	HL3180	26
HL3103	198	HL3144	207	HL3181	28
HL3104	199	HL3145	207	HL3182	28
HL3105	199	HL3146	207	HL3183	29
HL3106	115	HL3152	280	HL3184	344
HL3107	116	HL3153	280	HL3185	344
HL3108	118	HL3154	280	HL3186	344
HL3109	118	HL3155	281	HL3187	66
HL3110	118	HL3156	281	HL3188	66
HL3111	119	HL3157	281	HL3189	67
HL3112	119	HL3158	281	HL3190	67, 290
HL3113	119	HL3159	183	HL3191	67, 302
HL3114	102	HL3160	183	HL3192	181
HL3115	342	HL3161	197	HL3193	181
HL3116	342	HL3162	197	HL3194	181
HL3117	342	HL3163	196	HL3195	331
HL3118	343	HL3164	93	HL3196	323
HL3119	343	HL3165	92	HL3197	323
HL3120	343	HL3166	93	HL3198	324
HL3130	182	HL3167	92	HL3199	324
HL3131	182	HL3168	212	HL3200	348
HL3132	182	HL3169	212	HL3201	348
HL3133	201	HL3170	212	HL3203	349
HL3134	201	HL3171	213	HL3203	349
HL3135	193	HL3172	213	HL3204	352
HL3136	193	HL3173	213	HL3205	351
HL3137	193	HL3174	211	HL3206	351
HL3138	183	HL3175	211	HL3207	350

CODE	PAGE	CODE	PAGE	CODE	PAGE
HL3209	345	HL3241	221	HL3276	225
HL3210	350	HL3242	221	HL3277	217, 366
HL3211	355	HL3243	222	HL3278	217
HL3212	355	HL3244	222	HL3279	216
HL3213	216	HL3245	222	HL3280	217
HL3214	239	HL3246	224	HL3281	228
HL3215	353	HL3247	224	HL3282	228
HL3216	238	HL3248	224	HL3283	228
HL3217	239	HL3249	223	HL3284	229
HL3218	353	HL3250	223	HL3285	229
HL3219	354	HL3251	223	HL3286	229
HL3220	354	HL3252	220, 366	HL3288	227
HL3221	357	HL3253	220	HL3289	227
HL3222	357	HL3254	220	HL3290	226
HL3223	357	HL3255	231	HL3291	226
HL3224	357	HL3256	231, 367	HL3292	226
HL3225	221	HL3257	231, 366	HL3293	226
HL3226	236	HL3258	231	HL3294	230
HL3227	356	HL3259	215, 367	HL3295	230
HL3228	356	HL3260	215	HL3296	230
HL3229	352	HL3261	215	HL3297	64
HL3230	238	HL3265	214, 366	HL3298	226
HL3231	222	HL3266	214	HL3299	237
HL3232	224	HL3267	214	HL3300	237
HL3233	223	HL3268	218, 367	HL3301	237
HL3234	220	HL3269	218	HL3302	237
HL3235	234, 367	HL3270	218	HL3303	44
HL3236	234, 367	HL3271	219	HL3304	46, 303
HL3237	235	HL3272	219	HL3305	46, 291
HL3238	235	HL3273	219	HL3306	45
HL3239	235	HL3274	225, 367	HL3309	94
HL3240	221	HL3275	225	HL3310	94

CODE	PAGE
HL3311	95
HL3312	95
HL3313	95
HL3314	331
HL3315	17
HL3316	325
HL3317	325
HL3318	330
HL3319	330
HL3320	97
HL3321	98
HL3322	99
HL3323	97
HL3324	98
HL3325	97
HL3326	98
HL3327	99
HL3328	97
HL3329	98
HL3346	194
HL3347	195
HL3348	194
HL3349	85
HL3350	84
HL3351	84
HL3352	85, 293
HL3353	85
HL3354	96, 297
HL3355	96, 305
HL3356	100, 297
HL3357	100, 305
HL3358	100, 297

CODE	PAGE
HL3359	100, 305
HL3360	270
HL3361	270
HL3362	270
HL3363	267
HL3364	267
HL3365	267
HL3366	264
HL3367	264
HL3368	262
HL3369	262
HL3370	266
HL3371	266
HL3373	265
HL3374	265
HL3375	265
HL3376	265
HL3377	240
HL3378	240
HL3379	134
HL3380	120
HL3381	120
HL3382	120
HL3383	120
HL3384	121
HL3385	121
HL3386	121
HL3387	121
HL3388	241
HL3389	241
HL3390	263
HL3391	263

CODE	PAGE
HL3392	91
HL3393	91
HL3394	68
HL3395	68
HL3396	69
HL3397	70
HL3398	70
HL3399	71
HL3400	104
HL3401	104
HL3402	103
HL3403	103
HL3404	141
HL3405	141
HL3406	141
HL3407	175
HL3408	174
HL3409	175
HL3410	188
HL3411	188
HL3412	188
HL3413	188, 292
HL3414	115
HL3415	117
HL3416	117, 294
HL3417	83
HL3418	83
HL3419	82
HL3420	82
HL3420	82
HL3422	83
HL3423	86

CODE	PAGE	CODE	PAGE	CODE	PAGE
HL3424	86	HL3557	327	HL3590	143
HL3425	86	HL3558	327	HL3591	143
HL3426	87	HL3559	326	HL3592	142
HL3427	87	HL3560	333	HL3593	142
HL3428	88	HL3561	333	HL3594	142, 294
HL3429	63, 290	HL3562	333	HL3595	192
HL3430	63, 302	HL3563	171	HL3596	192
HL3431	324	HL3564	170	HL3597	190
HL3432	325	HL3565	171	HL3598	190
HL3434	144	HL3566	171, 292	HL3599	200
HL3435	144	HL3567	187	HL3600	200
HL3436	144	HL3568	147	HL3601	200
HL3437	145	HL3569	147	HL3602	200
HL3438	152	HL3570	146	HL3603	191
HL3439	152	HL3571	20	HL3604	191
HL3440	152	HL3572	20	HL3605	316
HL3441	153	HL3573	21	HL3606	246
HL3442	140	HL3574	21	HL3643	52
HL3443	106	HL3575	22	HL3644	50
HL3444	106	HL3576	23	HL3645	50
HL3445	107	HL3577	23, 299	HL3646	51
HL3446	107, 290	HL3578	23, 307	HL3648	53, 299
HL3447	172	HL3579	328	HL3649	53, 307
HL3448	173	HL3580	328	HL3650	52
HL3449	172	HL3581	328	HL3651	50
HL3550	138	HL3582	322	HL3652	50
HL3551	31	HL3583	322	HL3653	51
HL3552	30	HL3584	322	HL3654	52
HL3553	32	HL3585	165	HL3655	53, 299
HL3554	31	HL3586	164	HL3656	53, 307
HL3555	31	HL3587	165	HL3657	44
HL3556	326	HL3588	165, 295	HL3658	45

CODE	PAGE
HL3659	45
HL3660	46, 291
HL3661	47
HL3662	48, 303
HL3663	48, 291
HL3664	48
HL3665	47
HL3666	49
HL3667	49
HL3668	49, 291
HL3669	19
HL3670	18
HL3671	18
HL3672	19
HL3673	19, 290
HL3674	19, 302
HL3675	108
HL3676	108
HL3677	109
HL3678	110
HL3680	111
HL3681	111, 295
HL3682	111, 304
HL3683	112
HL3684	112
HL3685	113
HL3688	114, 295
HL3689	114, 304
HL3694	362
HL3695	362
HL3696	362
HL3697	364

CODE	PAGE
HL3698	364
HL3699	364
HL3700	364
HL3701	365
HL3702	365
HL3703	365
HL3704	365
HL3705	358
HL3706	359
HL3707	359
HL3708	359
HL3709	360
HL3710	361
HL3711	361
HL3712	361
HL3713	211
HL3714	211
HL3715	210
HL3716	57, 301
HL3717	58, 309
HL3718	54
HL3719	56
HL3720	59, 308
HL3721	59, 308
HL3722	59, 308
HL3723	177, 298
HL3724	176, 306
HL3725	177
HL3726	176
HL3727	177
HL3728	177
HL3729	176

CODE	PAGE
HL3730	34
HL3731	34
HL3732	33
HL3733	35
HL3734	35, 292
HL3735	35, 303
HL3736	179
HL3737	179
HL3738	179
HL3739	178
HL3740	178, 298
HL3741	178, 306
HL3742	247
HL3743	247
HL3744	247
HL3750	254
HL3751	254
HL3752	132
HL3753	132
HL3754	257
HL3755	257
HL3756	255
HL3757	255
HL3758	133
HL3759	133
HL3760	133
HL3761	256
HL3762	256
HL3765	271
HL3766	271
HL3767	271
HL3769	139

CODE	PAGE	CODE	PAGE	CODE	PAGE
HL3770	16	HL3791	157	HL3824	319
HL3771	148	HL3792	157	HL3825	319
HL3772	149	HL3793	157	HL3826	243, 318
HL3772	149	HL3794	156	HL3827	243, 318
HL3774	149	HL3795	156	HL3828	243, 318
HL3775/CL	338	HL3796	276	HL3829	243, 318
HL3775/OP	336	HL3797	276	HL3830	252, 317
HL3775/SM	334	HL3798	276	HL3831	252, 317
HL3776/OP	336	HL3799	276	HL3832	286
HL3776/SM	338	HL3800	277	HL3833	286
HL3776/SM	334	HL3801	277	HL3834	287
HL3777/CL	339	HL3802	277	HL3835	287
HL3777/OP	337	HL3803	277	HL3836	286
HL3777/SM	335	HL3804	74	HL3837	286
HL3778/CL	339	HL3805	74	HL3838	287
HL3778/OP	337	HL3806	74	HL3839	287
HL3778/SM	335	HL3807	73	HL3840	314
HL3779/CL	339	HL3808	72	HL3841	310
HL3779/OP	337	HL3809	75	HL3842	310
HL3779/SM	335	HL3810	75	HL3843	314
HL3780	332	HL3811	73	HL3844	315
HL3781	329	HL3812	73	HL3845	315
HL3782	332	HL3813	77	HL3846	311
HL3783	347	HL3814	77	HL3847	311
HL3784	347	HL3815	77	HL3848	311
HL3785	346	HL3817	79	HL3849	313
HL3786	154	HL3818	76	HL3850	313
HL3787	227	HL3819	76	HL3851	313
HL3787	154	HL3820	78	HL3852	242, 312
HL3788	155	HL3821	78	HL3853	242, 312
HL3789	155	HL3822	185	HL3855	11
HL3790	156	HL3823	319	HL3856	11

CODE	PAGE
HL3857	11
HL3858	10
HL3859	143
HL3859	11
HL3860	13
HL3861	15
HL3862	12
HL3863	14
HL4014	122
HL4015	122
HL4016	122
HL4017	122
HL4018	123
HL4019	123
HL4020	123
HL4021	123
HL4022	124
HL4023	124
HL4024	124
HL4025	124
HL4026	126
HL4027	126
HL4028	126
HL4029	126
HL4030	127
HL4031	127
HL4032	127
HL4033	127
HL4034	125
HL4035	125
HL4036	125
HL4037	125

CODE	PAGE
HL4038	128
HL4039	128
HL4040	128
HL4041	128
HL4042	129
HL4043	129
HL4044	129
HL4045	129
HL4046	129
HL4047	105
HL4048	105
HL4049	160
HL4050	160
HL4051	160
HL4052	161
HL4053	161
HL4054	161
HL4055	161
HL4056	162
HL4057	162
HL4058	162
HL4059	162
HL4060	163
HL4061	90
HL4062	90
HL4067	163
HL4111	37
HL4112	36
HL4113	37
HL4114	38
HL4115	40
HL4116	38

CODE	PAGE
HL4117	41
HL4118	130
HL4119	130
HL4120	130
HL4121	158
HL4122	158
HL4123	159
HL4124	159
HL4125	163
HL4126	163
HL4127	80
HL4128	80
HL4129	81
HL4130	81
HL4131	89
HL4132	89
HL4133	151
HL4134	151
HL4135	150, 293
HL4136	150, 293
HL4137	169
HL4138	169
HL4139	168
HL4140	168
HL4141	180
HL4142	180
HL4143	37
HL4144	36
HL4145	37
HL4146	39
HL4147	40
HL4148	39

CODE	PAGE
HL4149	41
HL4150	131
HL4151	131
HL4152	131
HL4168	116
HL4169	117
HL4170	117, 294
HL4172	244
HL4173	245
HL4174	245
HL4175	321
HL4176	321
HL4177	321
HL4178	320
HL4179	320
HL4180	25
HL4181	25
HL4182	24
HL4183	25
HL4184	24
HL4185	24
HL4186	24
HL4187	25
HL647	52
HL686	113
HL687	114
HL690	363
HL691	363
HL692	363
HL693	363
HL816	78

TECHNICAL GUIDANCE

COLOUR TEMPERATURE

Colour temperature is conventionally expressed in kelvins, using the symbol K, a unit of measure for absolute temperature. Colour temperatures over 5000 K are called "cool colours" (bluish white), while lower colour temperatures (2700–3000 K) are called "warm colours" (yellowish white through red).

TEMPERATURE	SOURCE
1700 K	Match flame
1850 K	Candle flame, sunset/sunrise
2400 K	Standard incandescent lamp
2550 K	Soft white incandescent lamps
2700 K	Soft white CFL lamps & led lamps
3000 K	Warm white CFL lamps & led lamps
3200 K	Studio lamps, photofloods, etc.
3350 K	Studio CP light
5000 K	Horizon daylight
5500 K	Cool white/daylight CFL
6200 K	Xenon short arc lamp
6500 K	Daylight, overcast
6500 - 6900 K	LCD or CRT screen
15,000 - 27,000 K	Clear blue poleward sky
<i>These temperatures are merely characteristics; there may be considerable variation</i>	

LEDs EXPLAINED

SMD - Surface Mounted Diode, typically mounted and soldered onto a circuit board.

COB - Chip on Board, has multiple diodes typically around 9 or more.

FILAMENT - an LED lamp designed to resemble a traditional incandescent light bulb.

HI POWER - LED's that offer a higher lumen output per watt.

DOB - Driver on Board, has an integrated driver.

CRI - A colour rendering index is a quantitative measure of the ability of a light source to reveal the colours of various objects faithfully in comparison with an ideal or natural light source.

DRIVER - an electrical device that is used to power LED's. The correct driver is crucial to the performance of LED's.

TECHNICAL GUIDANCE

IP RATING (INGRESS PROTECTION)

An IP (Ingress Protection) rating is assigned to any product where its ability to prevent objects of varying sizes and compositions from breaking its barriers is relevant. The two tables following outline what each number means.

LEVEL	OBJECT	EFFECTIVE AGAINST
0	Not Protected	Not Protected
1	Dripping Water	Dripping water (vertically dripping water) shall have no harmful effect.
2	Dripping Water when tilted up to 15°	Vertically dripping water shall have no harmful effect when the enclosure is tilted at an angle of up to 15° from normal position.
3	Spraying Water	Water falling as a spray at any angle up to 60° from the vertical shall have no effect.
4	Splashing Water	Water splashing against the enclosure from any direction shall have no harmful effect.
5	Water Jets	Water projected by a nozzle (6.3mm) against the enclosure from any direction shall have no harmful effect.
6	Powerful Water Jets	Water projected by powerful jets from a nozzle (12.5mm) against the enclosure from any direction shall have no harmful effect.
7	Immersion up to 1m depth	Ingress of water in harmful quantities shall not be possible when the enclosure is immersed in water under defined conditions of pressure and time (up to 1m of depth).
8	Immersion beyond 1m depth	The enclosure is suitable for continuous immersion in water under conditions specified by the manufacturer.

IP RATING (CONTINUED)

LEVEL	OBJECT	EFFECTIVE AGAINST
0	Not Protected	Not Protected
1	>50mm	Any large surface of the body, such as the back of the hand, but no protection against deliberate contact with body part.
2	>12.5mm	Fingers or similar objects.
3	>2.5mm	Tools, thick wires, etc.
4	>1mm	Most wires, screws etc.
5	Dust Protected	Ingress of dust is not entirely prevented, but it must not enter in sufficient quantity to interfere with the equipment.
6	Dust Tight	No ingress of dust. Contact prevention.

LUMENS AND WATTAGE

LUMENS	220+	400+	700+	900+	1300+
Traditional	25W	40W	60W	75W	100W
Halogen	18W	28W	42W	53W	70W
CFL	6W	9W	12W	15W	20W
LED	4W	6W	10W	13W	18W

Lumens (lm) are a measure of the amount of light (which is visible to the human eye) from a lamp or light source. The higher the lumen rating the “brighter” the lamp will appear. Watts don’t necessarily measure the brightness of a bulb, only the amount of electricity it uses. With so many new bulbs giving out the same amount of light but at an increasingly lower wattage, we need to compare bulbs by how much light they actually give out.

**Figures are approximate and used only to illustrate the correlation between various wattages and lumen values.*