



Harborough Lights

Lighting Design Consultancy

PRICED VERSION

CRYSTAL & GLASS

inspired by lighting

As a high street retailer in a competitive market, we understand that our customers have many choices on where to shop, both on the high street and online. With this in mind, we have designed and sourced a unique lighting range, which we are proud to offer our customers. We have historically offered a wide array of products, suitable for all needs and this new range is certainly no exception.

Whether you are looking for that unique statement piece with outstanding design, have a project to complete or just want something that is not run of the mill, then this catalogue will fill you with design ideas, the highest of quality products, and a huge range of over 1500 items. In fact, with a little bit of creativity the possibilities are endless. This catalogue has taken decades of experience, picking out inventive, outstanding design concepts, not just as single products, but many ranges offering complementing suites of lighting to suit all your needs. From traditional to modern and contemporary, indoor and outdoor, this catalogue collection has everything to transform the ambience of any residential or commercial environment.

We pride ourselves on offering a personalised service to all of our customers. We endeavour to provide that personal touch to ensure you are guided and advised to purchase the most appropriate lighting for your needs and have a professional experience. You can rest assured that you can contact us for any after sales service you may require, but most importantly the new collective offers something for everyone at exceptional prices.

Whilst we hope you find our latest collections inspiring, we also value any customer feedback and look forward to being of service to you.


...let there be light


All information provided in this catalogue is approximate for guidance only and are subject to alteration and modification. Goods supplied may vary in detail from the illustrations, drawing and descriptions as a result of improvements. Colour finishes will be maintained as accurately as possible, but matching cannot be guaranteed.

No part of this catalogue may be reproduced or modified without the written consent of respective copyright owners.

E. & O. E.

© 2019-2021 Respective Owners - All rights reserved





HL3396 **NOW: £1392.00**
Ø 1000 ↓ 400-2500 (mm)
26 x G9 33W
Polished Chrome

different lamps
different effect



HL4384 **NOW: £2430.00**
Ø 1400 ↓ 800-3000 (mm)
36 x G9 33W
Polished Chrome

RIENZENSTOCK

This beautiful comprehensive collection available in two colour finishes, uses slim stems angled erratically to form an enchanting cluster of clear crystal disks. The lines of the central framework of the round, tiered and oblong pendants, act as a base from which the crystals can sit around the G9 lampholders ensuring the light emitted from the chosen lamp refracts through each facette throwing sublime spectrums and will add glamour to any setting.

Range Characteristics:

Stunning Design
Abundance of Crystal
Multiple Lamp Options

*elegance that
speaks for
itself*



HL3399 NOW: £1545.00

Ø 1000 ↓ 400–2500 (mm)

26 x G9 33W

French Gold

*1.4m in
diameter!!*




HL4385 NOW: £2685.00

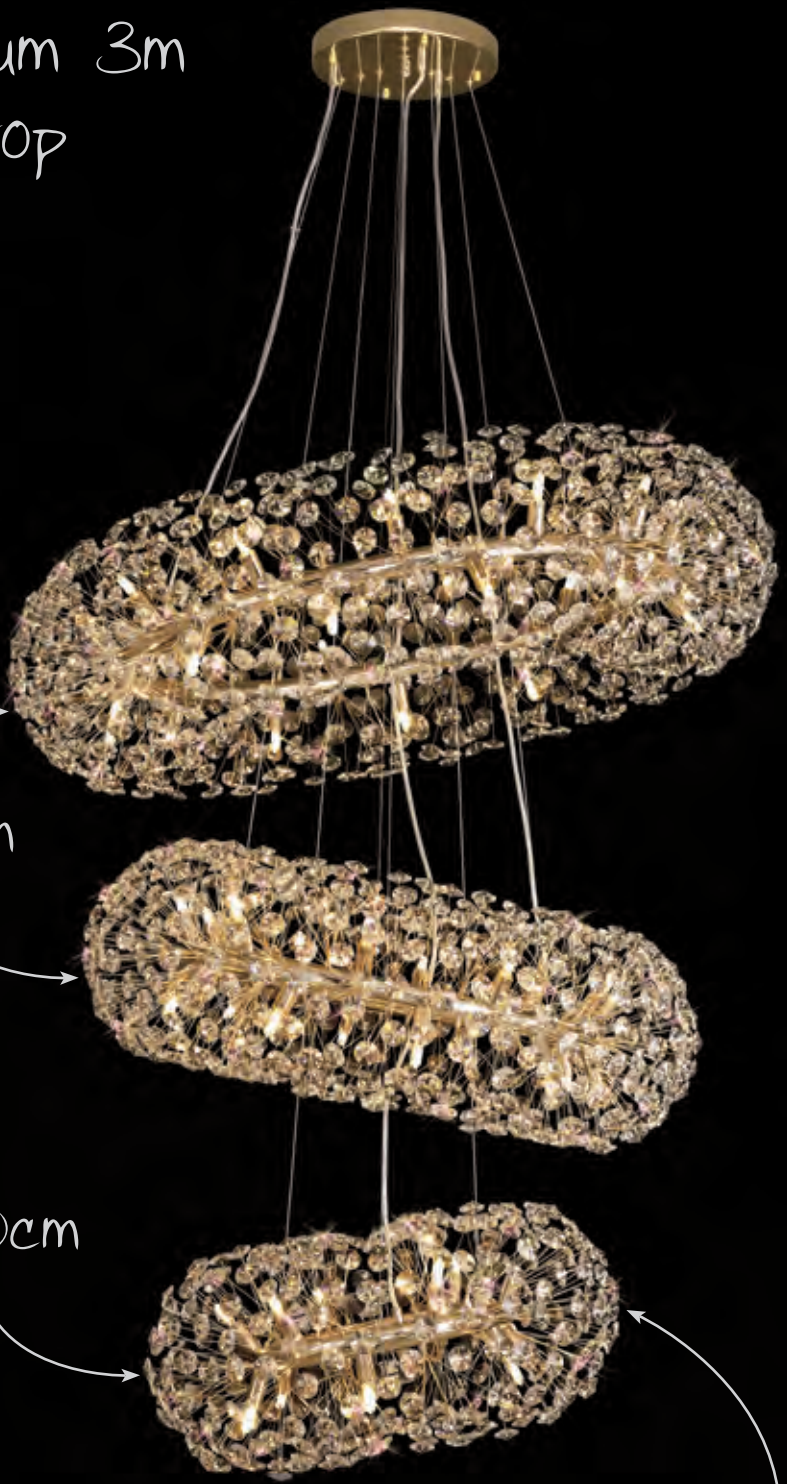
Ø 1400 ↓ 800–3000 (mm)

36 x G9 33W

French Gold




maximum 3m drop



1m

80cm

60cm



HL4423 **NOW: £3375.00**
Polished Chrome

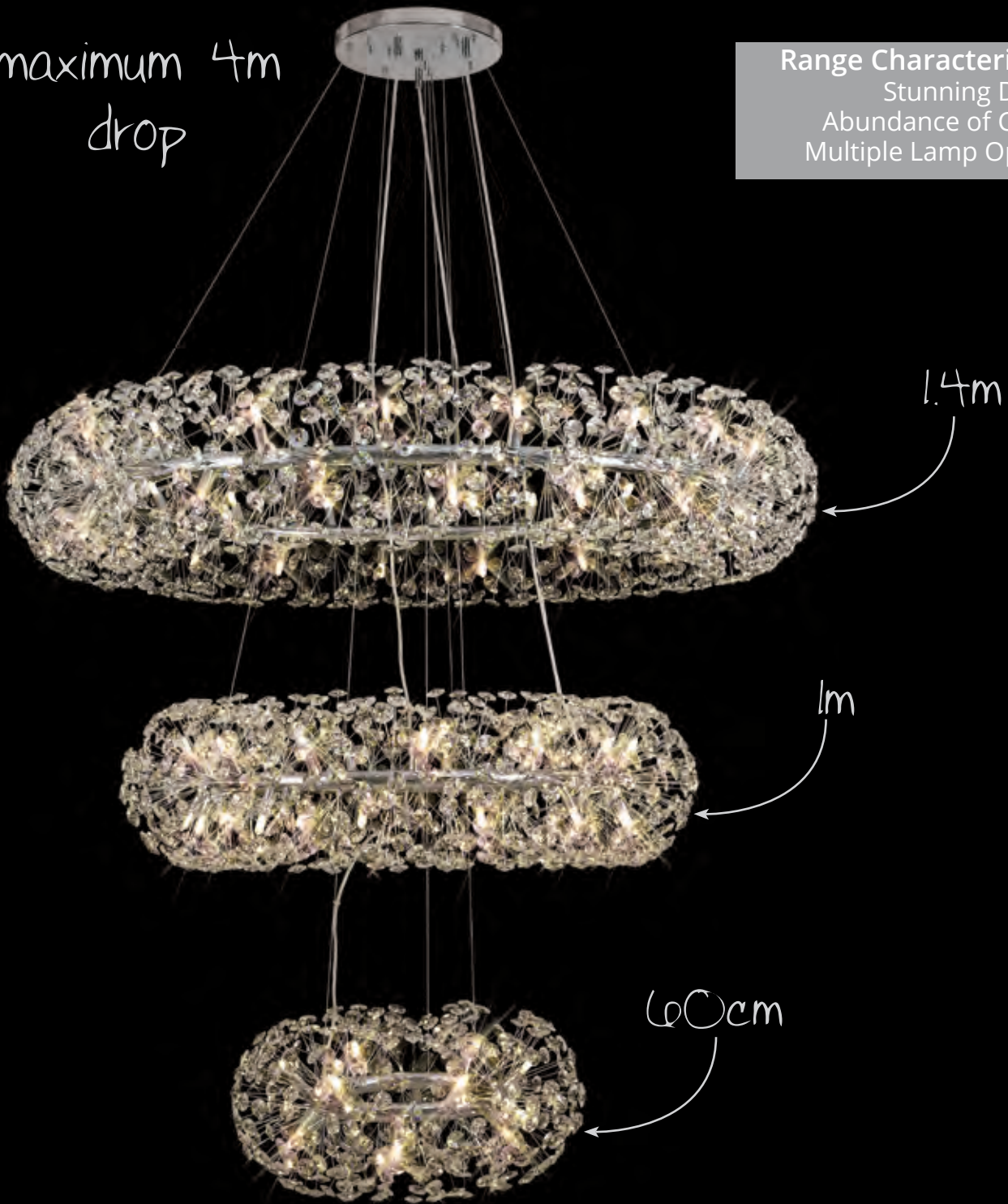
HL4424 **NOW: £3675.00**
Ø 1000 ↓ 1700-3100 (mm)
58 x G9 33W
French Gold

dazzling polished chrome

enchancing clusters of clear crystal discs

maximum 4m
drop

Range Characteristics:
Stunning Design
Abundance of Crystal
Multiple Lamp Options



HL4203 **NOW: £5475.00**
Ø 1400 ↓ 1800-4000 (mm)
74 x G9 33W
Polished Chrome

flawless french
gold metalwork



HL4208 **NOW: £6075.00**
French Gold



incredible lighting effect



HL3394 NOW: £558.00
Ø 600 ↑ 320-1570 (mm)
12 x G9 33W
Polished Chrome



HL3395 NOW: £885.00
Ø 800 ↑ 400-1500 (mm)
20 x G9 33W
Polished Chrome

a stunning centrepiece for any setting

RIENZENSTOCK

Images are not to scale

Range Characteristics:

Stunning Design
Abundance of Crystal
Multiple Lamp Options

sumptuous polished
chrome finish



HL4292 **NOW: £567.00**

↗ 350 ↘ 300-1666 ↔ 1000 (mm)

10 x G9 33W

Polished Chrome

an opulent
& lavish
collection




HL4293 **NOW: £885.00**

↗ 350 ↘ 300-2166 ↔ 1450 (mm)

14 x G9 33W

Polished Chrome

1.45m line of sparkle



HL4201 **NOW: £195.00**
↓ 340 ↔ 220 ⇨ 191 (mm)
4 x G9 33W
Polished Chrome



HL4202 **NOW: £345.00**
Ø 450 ↓ 208-378 (mm)
8 x G9 33W
Polished Chrome

*sparkling
sensation*

clusters of clear crystal discs

RIENZENSTOCK

Images are not to scale

G9 non electric shade only
see page 438 for fixtures



HL4406 **NOW: £65.00**
Ø 170 ↑ 90 (mm)
1 x Non-Electric G9 Shade 33W
Polished Chrome

Range Characteristics:
Stunning Design
Abundance of Crystal
Multiple Lamp Options



a beautiful
addition to
any room

HL4204 **NOW: £330.00**
Ø 342 ↑ 605 (mm)
6 x G9 33W
Polished Chrome

gorgeous metal finishes

HL4205 **NOW: £600.00**
Ø 498 ↑ 1703 (mm)
8 x G9 33W
Polished Chrome



HL4207 **NOW: £375.00**
Ø 450 ↓ 208-378 (mm)
8 x G9 33W
French Gold

add sparkle & a touch of
class to any space



HL4206 **NOW: £212.00**
↓ 340 ↔ 220 ⇨ 191 (mm)
4 x G9 33W
French Gold

RIENZENSTOCK

Images are not to scale

Range Characteristics:
Stunning Design
Abundance of Crystal
Multiple Lamp Options

*lavish french-gold
metalwork*



HL3397 NOW: £615.00
Ø 600 ↑ 320-1570 (mm)
12 x G9 33W
French Gold

*a sumptuous
indulgence of
crystal*



HL3398 NOW: £975.00
Ø 800 ↑ 400-1500 (mm)
20 x G9 33W
French Gold



HL4294 **NOW: £624.00**

↗ 350 ↘ 300-1666 ↔ 1000 (mm)

10 x G9 33W

French Gold

a collection
that makes an
impressive
statement

1.45m
long



HL4295 **NOW: £975.00**

↗ 350 ↘ 300-2166 ↔ 1450 (mm)

14 x G9 33W

French Gold

RIENZENSTOCK

Images are not to scale

G9 non electric shade only
see page 438 for fixtures



HL4407 **NOW: £68.00**

Ø 170 ↓ 90 (mm)


1 x Non-Electric G9 Shade 33W
French Gold

Range Characteristics:

Stunning Design

Abundance of Crystal

Multiple Lamp Options



delicate &
refined

fabulous french gold finish

HL4209 **NOW: £360.00**

Ø 342 ↓ 605 (mm)

6 x G9 33W
French Gold

HL4210 **NOW: £660.00**

Ø 498 ↓ 1703 (mm)

8 x G9 33W
French Gold

an ostentatious
collection



hollow
centre

HL3808 **NOW: £1233.00**
Ø 800 ↑ 500-1750 (mm)
12 x E14 40W
Polished Chrome

DIABLERETS

This prestigious collection of alluring crystal fixtures enraptures its audience with the exceptional dazzling quality of each piece of clear crystal. The striking strands of crystal hang either side of the lampholders and are joined beneath them with additional rectangular crystal pieces, to conceal the lamps used. This results in a stunning range with an overwhelming array of sparkle.

Range Characteristics:
2 Colour Options
Prestigious Crystal Range
Sleek Modern Design



HL3807 NOW: £858.00

Ø 600 ↓ 450-1770 (mm)

8 x E14 40W

Polished Chrome

HL3811 NOW: £255.00

↓ 235 ↔ 300 ↗ 130 (mm)

2 x E14 40W

Polished Chrome



50cm wide



HL3812 NOW: £348.00

↓ 240 ↔ 500 ↗ 130 (mm)

3 x E14 40W

Polished Chrome




HL3804 NOW: £492.00
Ø 450 ↓ 230 (mm)
5 x E14 40W
Polished Chrome



HL3805 NOW: £777.00
Ø 650 ↓ 240 (mm)
8 x E14 40W
Polished Chrome

ring design



HL3806 NOW: £1173.00
Ø 850 ↓ 240 (mm)
12 x E14 40W
Polished Chrome

amazing visual impact

DIABLERETS

Images are not to scale

Range Characteristics:
2 Colour Options
Prestigious Crystal Range
Sleek Modern Design



HL3809 NOW: £540.00
↗ 90 ↘ 290-1300 ↔ 1020 (mm)
5 x E14 40W
Polished Chrome



HL3810 NOW: £735.00
↗ 90 ↘ 290-1300 ↔ 1380 (mm)
7 x E14 40W
Polished Chrome

crystal magic for your dining table



HL3818 **NOW: £597.00**

↗ 90 ↕ 290-1300 ↔ 1020 (mm)

5 x E14 40W

Gold

1.38m long



HL3819 **NOW: £780.00**

↗ 90 ↕ 290-1300 ↔ 1380 (mm)

7 x E14 40W

Gold

DIABLERETS

This prestigious collection of alluring crystal fixtures enraptures its audience with the exceptional dazzling quality of each piece of clear crystal. The striking strands of crystal hang either side of the lampholders and are joined beneath them with additional rectangular crystal pieces, to conceal the lamps used. This results in a stunning range with an overwhelming array of sparkle.

Range Characteristics:
2 Colour Options
Prestigious Crystal Range
Sleek Modern Design




HL3813 **NOW: £513.00**
Ø 450 ↓ 230 (mm)
5 x E14 40W
Gold

refinement &
sophistication



HL3814 **NOW: £816.00**
Ø 650 ↓ 240 (mm)
8 x E14 40W
Gold

ring design



HL3815 **NOW: £1215.00**
Ø 850 ↓ 240 (mm)
12 x E14 40W
Gold

reflective centre



simply stunning!!!

HL816 **NOW: £900.00**
Ø 600 ↓ 450-1770 (mm)
8 x E14 40W
Gold

hollow
centre

50cm wide

HL3821 **NOW: £363.00**
↓ 240 ↔ 500 ⇨ 130 (mm)
3 x E14 40W
Gold

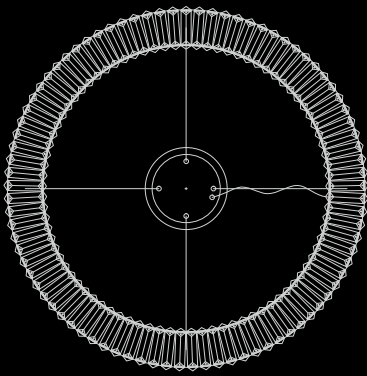


HL3820 **NOW: £267.00**
↓ 235 ↔ 300 ⇨ 130 (mm)
2 x E14 40W
Gold

DIABLERETS

Images are not to scale

Range Characteristics:
2 Colour Options
Prestigious Crystal Range
Sleek Modern Design



bottom view

hollow centre

exquisite
gold finish



HL3817 **NOW: £1296.00**
Ø 800 ↓ 500-1750 (mm)
12 x E14 40W
Gold

80cm diameter



add a touch of sparkle to your life....



HL4128 NOW: £1320.00
Ø 680 ↑ 950-2950 (mm)
24 x Integral LED 1.7W, 3150lm
Polished Chrome



HL4127 NOW: £1065.00
Ø 650 ↑ 460 (mm)
12 x Integral LED 1.75W, 1640lm
Polished Chrome

*easy fit technology
plug-in LED arms*

FESS

This range fuses an abundance of spiral LED arms with twists of polished chrome metal stems. The chrome corkscrews extend in different sizes and are dressed with strands of dazzling clear crystals. Its chaotic amalgamation of varied aspects introduces a mesmerizingly enchanting range of spectacular lighting fixtures. All fixtures are dimmable with a suitable dimmer.

Range Characteristics:
3000K Warm White
Dimmable - Trailing Edge
3 Years Warranty

statement piece



HL4130 **NOW: £3105.00**

Ø 1100 ↓ 1250-5250 (mm)

40 x Integral LED 3.4W, 10500lm
Polished Chrome

1.1m diameter

uniform light
output



HL4129 **NOW: £2040.00**

Ø 900 ↓ 1080-4080 (mm)

30 x Integral LED 2.4W, 5650lm
Polished Chrome



genuine wow factor!!!

exquisite crystal detail

HL4260 NOW: £3150.00
Ø 1120 ↓ 1780-4830 (mm)
29 x E14 40W
Polished Chrome

WETTERSPITZE

Our designers have taken a classic chandelier design and replaced traditional components with more specialised modern parts to present a contemporary collection. Typical metal arms have been exchanged with clear glass ones which are each draped with high quality clear crystal buttons and tear drops. Due to the fragile glass arms, all ceiling lights require assembling.

Images are not to scale

Range Characteristics:
Glass Arm Collection
Unique Crystal Sconces
Timeless Design



*elegant crystal
accessories*

HL3422 **NOW: £795.00**

Ø 810 ↑ 880-2310 (mm)

12 x E14 40W

Polished Chrome

CRYSTAL & GLASS



HL3421 **NOW: £599.00**

Ø 810 ↓ 810-2290 (mm)

8 x E14 40W

Polished Chrome



HL3420 **NOW: £452.00**

Ø 650 ↓ 790-1740 (mm)

6 x E14 40W

Polished Chrome

due to the delicate nature of this range, ceiling lights require the arms to be attached to the centre base and connected

WETTERSPITZE

Images are not to scale

Range Characteristics:
Glass Arm Collection
Unique Crystal Sconces
Timeless Design



HL3419 **NOW: £320.00**
Ø 460 ↑ 760-1730 (mm)
4 x E14 40W
Polished Chrome



HL3417 **NOW: £89.00**
↑ 310 ↔ 130 ↪ 195 (mm)
1 x E14 40W
Polished Chrome




HL3418 **NOW: £149.00**
↑ 310 ↔ 330 ↪ 155 (mm)
2 x E14 40W
Polished Chrome



complement with
a shade of your
choice

crystal detail



HL4256 **NOW: £124.00**
Ø 170 ↓ 370 (mm)
1 x E14 40W ☐
Polished Chrome



HL4258 **NOW: £184.00**
Ø 260 ↓ 1290 (mm)
1 x E27 100W ☐
Polished Chrome

WETTERSPITZE

Images are not to scale

Range Characteristics:
Glass Arm Collection
Unique Crystal Sconces
Timeless Design



items require
construction & connection

classical clear crystal range
that is simply stunning



HL4259 **NOW: £345.00**
Ø 450 ↑ 1650 (mm)
3 x E14 40W
Polished Chrome

HL4257 **NOW: £252.00**
Ø 420 ↓ 680 (mm)
3 x E14 40W
Polished Chrome



HL3350 **NOW: £825.00**
Ø 600 ↑ 640–2500 (mm)
8 x E14 40W
Brass/Clear



HL3351 **NOW: £345.00**
Ø 300 ↑ 630–2500 (mm)
4 x E14 40W
Brass/Clear

substantial
glass drops

TAILLEFER


This indulgent yet contemporary range which originally consisted of a traditional brass finish with clear crystal glass pieces, now offers a polished nickel finish with either clear or smoked glass. This newly expanded collection has a traditional regal effect composed of quality materials creating a range in which every item creates a statement boasting quality and luxury.

Range Characteristics:
Grand In Every Way
Substantial Materials
Multiple Lamp Options

removable fabric
sleeve

making a bold
statement

28kg of pure
elegance



HL3349 **NOW: £1185.00**
Ø 800 ↓ 660-2500 (mm)
12 x E14 40W
Brass/Clear



who doesn't
want the WOW!
factor



33kg of pure
elegance

HL4230 **NOW: £1950.00**

Ø 800 ↑ 1130-3080 (mm)

18 x E14 40W

Brass/Clear

TAILLEFER

Images are not to scale

Range Characteristics:
Grand In Every Way
Substantial Materials
Multiple Lamp Options

statement piece

maximum 4.2m
drop

58kg of pure
elegance

uniform light
output

HL4231 **NOW: £5250.00**
Ø 700 ↓ 1950–4200 (mm)
23 x E14 40W
Brass/Clear

CRYSTAL & GLASS



maximum
5.3m drop

93kg
of pure
elegance

beautifully
spiraling light

layers & layers
& layers of light

HL4232 **NOW: £8085.00**
Ø 900 ↓ 2430-5370 (mm)
31 x E14 40W
Brass/Clear



TAILLEFER

Images are not to scale

Range Characteristics:
Grand In Every Way
Substantial Materials
Multiple Lamp Options



HL4233 NOW: £1275.00
↗ 320 ↕ 500-2500 ↔ 1000 (mm)
5 x E14 40W
Brass/Clear

20kg of pure elegance

substantial glass drops



1.5m long

28kg of pure elegance

HL4234 NOW: £1935.00
↗ 400 ↕ 500-2500 ↔ 1500 (mm)
7 x E14 40W
Brass/Clear



HL4228 **NOW: £930.00**

Ø 600 ↓ 410 (mm)

7 x E14 40W

Brass/Clear

refinement & sophistication



HL4229 **NOW: £1305.00**

Ø 800 ↓ 410 (mm)

12 x E14 40W

Brass/Clear

TAILLEFER

Images are not to scale

Range Characteristics:
Grand In Every Way
Substantial Materials
Multiple Lamp Options



HL3353 NOW: £255.00
↓ 410 ↔ 275 ⇨ 160 (mm)
3 x E14 40W
Brass/Clear

*different lamps
different effect*



HL4227 NOW: £375.00
∅ 300 ↓ 410 (mm)
3 x E14 40W
Brass/Clear



HL3352 NOW: £390.00
∅ 300 ↓ 650 (mm)
3 x E14 40W □
Brass/Clear





maximum
5.3m drop

93kg of pure
elegance



HL4244 **NOW: £8085.00**
Ø 900 ↓ 2430-5370 (mm)
31 x E14 40W
Polished Nickel/Clear

TAILLEFER

This indulgent yet contemporary range which originally consisted of a traditional brass finish with clear crystal glass pieces, now offers a polished nickel finish with either clear or smoked glass. This newly expanded collection has a traditional regal effect composed of quality materials creating a range in which every item creates a statement boasting quality and luxury.

Range Characteristics:
Grand In Every Way
Substantial Materials
Multiple Lamp Options

layers and layers
of luxury

maximum
4.2m drop

58kg of pure
elegance

now that's
a statement

HL4243 **NOW: £5250.00**
Ø 700 ↓ 1950-4200 (mm)
23 x E14 40W
Polished Nickel/Clear



33kg of pure
elegance



HL3372 **NOW: £1950.00**

Ø 800 ↓ 1130-3080 (mm)

18 x E14 40W

Polished Nickel/Clear

variety of sizes to
suit all applications



HL4237 **NOW: £345.00**

Ø 300 ↓ 630-2500 (mm)

4 x E14 40W

Polished Nickel/Clear

TAILLEFER

Images are not to scale

Range Characteristics:
Grand In Every Way
Substantial Materials
Multiple Lamp Options

HL4235 **NOW: £1185.00**

Ø 800 ↓ 660-2500 (mm)

12 x E14 40W

Polished Nickel/Clear

removable sleeve



stylish &
sophisticated

HL4236 **NOW: £825.00**

Ø 600 ↓ 640-2500 (mm)

8 x E14 40W


Polished Nickel/Clear



making a statement with light



1.5m wide



HL4246 **NOW: £1935.00**
↗ 400 ↘ 500-2500 ↔ 1500 (mm)
7 x E14 40W
Polished Nickel/Clear

28kg of pure
elegance

TAILLEFER

Images are not to scale

Range Characteristics:

Grand In Every Way
Substantial Materials
Multiple Lamp Options



HL4245 NOW: £1275.00

↗ 320 ↘ 500-2500 ↔ 1000 (mm)

5 x E14 40W

Polished Nickel/Clear

*20kg of pure
elegance*

flush ceiling light



HL4240 NOW: £375.00

∅ 300 ↘ 410 (mm)

3 x E14 40W

Polished Nickel/Clear



HL4242 **NOW: £1305.00**

Ø 800 ↓ 410 (mm)

12 x E14 40W

Polished Nickel/Clear



*smoke & cognac
glass options
coming soon*

HL4241 **NOW: £930.00**

Ø 600 ↓ 410 (mm)

7 x E14 40W

Polished Nickel/Clear

TAILLEFER

Images are not to scale

Range Characteristics:
Grand In Every Way
Substantial Materials
Multiple Lamp Options



*polished nickel
crown*

wall light

HL4239 **NOW: £255.00**
↓ 410 ↔ 275 ↪ 160 (mm)
3 x E14 40W
Polished Nickel/Clear



prisms of quality glass

HL4238 **NOW: £390.00**
∅ 300 ↓ 650 (mm)
3 x E14 40W □
Polished Nickel/Clear



HL3425 **NOW: £393.00**
Ø 540 ↓ 790-1760 (mm)
3 x E14 60W
Polished Chrome/Satin Nickel

pure elegance



HL3423 **NOW: £99.00**
↓ 260 ↔ 110 ↗ 220 (mm)
1 x E14 60W
Polished Chrome/Satin Nickel



HL3424 **NOW: £180.00**
↓ 270 ↔ 310 ↗ 190 (mm)
2 x E14 60W
Polished Chrome/Satin Nickel

DESENIGO

This classic chandelier design concept has been modernised with a polished chrome finish and an abundance of stunning crystal drops. A slim band of satin nickel metalwork curves above the top of each arm and flows into the centre column of the pendants and back plate of the wall lamps, to add a unique touch seamlessly contrasting the modern aspects of the range.

Range Characteristics:
Polished/Satin Finish
Minimalistic Design
Timeless Collection

HL3426 **NOW: £543.00**
Ø 600 ↑ 830-1800 (mm)
5 x E14 60W
Polished Chrome/Satin Nickel



satin nickel
detail

polished chrome
framework



HL3427 **NOW: £825.00**
Ø 720 ↑ 850-2020 (mm)
8 x E14 60W
Polished Chrome/Satin Nickel

Range Characteristics:
Polished/Satin Finish
Minimalistic Design
Timeless Collection

HL3428 **NOW: £1230.00**
Ø 820 ↓ 940-2360 (mm)
12 x E14 60W
Polished Chrome/Satin Nickel

crystal adornment

Range Characteristics:
Crystal Strands
Mirror Finish Base
Bespoke Glass Hoops



HL4131 NOW: £182.00
Ø 380 ↓ 280 (mm)
4 x E14 60W
Polished Chrome

crystal and glass



*perfect for
low ceilings*

HL4132 NOW: £234.00
Ø 460 ↓ 320 (mm)
6 x E14 60W
Polished Chrome

DRU

This is a classically stunning range of flush ceiling lights enabling the consumer to add sparkle and class to any low ceiling room. The round polished chrome frames are available in two different sizes and use crystal components to complement the shape of the ceiling plate. The circular frame hangs strands of clear crystal buttons with a new unique glass hoop drop.



HL4061 **NOW: £219.00**

Ø 600 ↓ 320 (mm)

6 x E14 40W

Polished Nickel

perfect for
low ceilings



HL4062 **NOW: £225.00**

Ø 600 ↓ 320 (mm)

6 x E14 40W

Brushed Gold/Black

HOCHWANG

A sputnik composition is used to form this range with long thin stems protruding from the central orb frame. The tip of each arm is adorned with a substantial block of high quality crystal cut into cones and glass trapezoids. The light from the E14 lampholders refracts across the crystals and glass enhancing them for a brilliant effect. Simple in design yet superior in impact.

Range Characteristics:
2 Colour Options
Significant Glass Detail
Multiple Height Options

2 shapes = double
the impact

HL3393 **NOW: £429.00**

Ø 600 ↑ 640–1250 (mm)

9 x E14 40W

Brushed Gold/Black

multiple height
options

HL3392 **NOW: £411.00**

Ø 600 ↑ 640–1250 (mm)

9 x E14 40W

Polished Nickel



HL3167 **NOW: £294.00**
Ø 600 ↓ 210 (mm)
6 x Integral LED 2W, 580lm
Polished Chrome/Opal White

striking crystal
&
LED combination



uniform
light output

HL3165 **NOW: £525.00**
Ø 620 ↓ 500-1420 (mm)
12 x Integral LED 2.5W, 1243lm
Polished Chrome/Opal White

ROSTALLSPITZ

This range breaks away from the common designs of integral LED lighting. The warm light from the curved LED arms is reflected throughout the fitting as a whole ensuring the leaf shaped clear crystals, fixed to the ends of the polished chrome waved stems, are enhanced by the LED light to produce a dazzling effect. A creative and effective LED and crystal design with character.

Range Characteristics:

3000K Warm White

Not Dimmable

3 Years Warranty



HL3164 NOW: £1110.00

Ø 780 ↓ 650-1510 (mm)

20 x Integral LED 4.5W, 2549lm

Polished Chrome/Opal White



HL3166 NOW: £615.00

Ø 780 ↓ 290 (mm)

10 x Integral LED 3.5W, 1146lm

Polished Chrome/Opal White



pure elegance



semi-flush convertible



HL3325 **NOW: £179.00**
Antique Brass/Clear



HL3320 **NOW: £179.00**
Polished Gold/Clear



HL3309 **NOW: £173.00**
Ø 460 ↓ 390/480-1510 (mm)
3 x E14 40W
Polished Nickel/Clear

3 fantastic colour finishes

BIRKENKOFEL

This traditional lighting style subtly uses slight components to glamorize its unassuming frame. An open cylindrical clear glass around each lamp holder creates a serene reflective glow from the E14 lamp chosen. Their most modern trait includes the stunning bands of square crystal diamantes beneath each glass and smaller bands around the slim central rod.

Range Characteristics:
3 Colour Options
Elegant Crystal Detail
Clear Glass Shades



semi-flush
convertible



attention to
detail



HL3321 NOW: £273.00
Ø 540 ↑ 390/480-1510 (mm)
5 x E14 40W
Polished Gold/Clear



HL3326 NOW: £273.00
Antique Brass/Clear



HL3310 NOW: £261.00
Polished Nickel/Clear



HL4375 **NOW: £480.00**
Polished Gold/Clear



semi-flush
convertible



HL4374 **NOW: £456.00**
Polished Nickel/Clear



HL4376 **NOW: £480.00**
Ø 760 ↑ 390/480–1510 (mm)
7 x E14 40W
Antique Brass/Clear

BIRKENKOFEL

Images are not to scale

Range Characteristics:

3 Colour Options
Elegant Crystal Detail
Clear Glass Shades

HL3311 **NOW: £306.00**
↗ 440 ↘ 390/480-1510 ↔ 760 (mm)
6 x E14 40W
Polished Nickel/Clear



*semi-flush
convertible*



HL3322 **NOW: £330.00**
Polished Gold/Clear



HL3327 **NOW: £330.00**
Antique Brass/Clear



attention
to detail




switched

HL3323 NOW: £60.00

↑ 240 ↔ 100 ⇨ 150 (mm)


1 x E14 40W

Polished Gold/Clear



HL3312 NOW: £57.00

Polished Nickel/Clear



HL3328 NOW: £60.00

Antique Brass/Clear

BIRKENKOFEL

Images are not to scale

3 fantastic colour finishes

Range Characteristics:

3 Colour Options
Elegant Crystal Detail
Clear Glass Shades



switched

HL3329 **NOW: £95.00**

↓ 230 ↔ 250 ↳ 150 (mm)

2 x E14 40W

Antique Brass/Clear



HL3313 **NOW: £90.00**

Polished Nickel/Clear



HL3324 **NOW: £95.00**

Polished Gold/Clear



HL3356 **NOW: £140.00**
Polished Gold/Clear



HL3358 **NOW: £140.00**
Antique Brass/Clear



HL3354 **NOW: £134.00**
↗ 150 ↘ 550 ↔ 250 (mm)
2 x E14 40W
Polished Nickel/Clear

attention
to detail

Range Characteristics:
3 Colour Options
Elegant Crystal Detail
Clear Glass Shades

3 fantastic colour finishes




HL3355 **NOW: £243.00**
Polished Nickel/Clear

stunning bands of
square crystal
diamantes



HL3359 **NOW: £249.00**
Antique Brass/Clear

HL3357 **NOW: £249.00**
Ø 250 ↓ 1700 (mm)
3 x E14 40W
Polished Gold/Clear



Range Characteristics:
Bespoke Curved Crystal
Glass Diffuser
Convertible to Semi-Flush



HL3114 **NOW: £737.00**
 Ø 520 ↓ 890/990-2010 (mm)
 7 x E14 40W
 Polished Chrome/Frosted

REGENSTEIN

This is an exquisite crystal fixture combining a variety of different high quality crystal components to amplify its distinctive presence. This modern creation combines a minimalistic polished chrome frame with cascading crystals. The fittings intricate facets make a fascinating crystal pendant which can be converted into a semi-ceiling light if required.



Range Characteristics:
Cylindrical Glass Shades
Crystal Strands
Designed For Low Ceilings



HL3044 NOW: £126.00

Ø 420 ↓ 270 (mm)

3 x E14 40W

Polished Chrome/Clear

crystal
&
glass



HL3045 NOW: £216.00

Ø 520 ↓ 270 (mm)

5 x E14 40W

Polished Chrome/Clear

POSETTES


These semi-ceiling lights use stylish slim waved arms in polished chrome to hold the E14 lampholders. Each lampholder is encircled by a transparent cylindrical glass allowing a clear view of the crystal button strands that hang from the metal lampholder cup within the glass. The crystal components add an attractive quality to a seemingly simple design.



stunning polished chrome metalwork



simply striking



stunning chrome glass

HL3403 **NOW: £192.00**

Ø 720 ↓ 380 (mm)

8 x G9 10W

Polished Chrome/Chrome/Clear


TORENA

An abundance of narrow glass tubes in various sizes are cleverly arranged into a sputnik composition, devising a larger three dimensional effect around the polished chrome central orb frame. This statement design is applied to both a sixteen light pendant and an eight light semi-flush ceiling fixture, with each G9 lampholder situated within the glass tubes.

Range Characteristics:
3 Colour Finishes
Various Height Options
Elegant Glass Tubes

40cm & 60cm
rod included

multiple height
options



HL3402 **NOW: £383.00**

Ø 720 ↑ 830-1420 (mm)

16 x G9 10W

Polished Chrome/Chrome/Clear



lovely combinations
of glass

HL3400 **NOW: £383.00**

Ø 720 ↓ 830–1420 (mm)

16 x G9 10W

Polished Chrome/Amber/Champagne



HL3401 **NOW: £192.00**

Ø 720 ↓ 380 (mm)

8 x G9 10W

Polished Chrome/Amber/Champagne

TORENA

Images are not to scale

Range Characteristics:
3 Colour Finishes
Various Height Options
Elegant Glass Tubes

great contrast
of colours




HL4047 **NOW: £383.00**
Ø 720 ↓ 830-1420 (mm)
16 x G9 10W
Polished Chrome/Smoked/Frosted

perfect for
low ceilings



HL4048 **NOW: £192.00**
Ø 720 ↓ 380 (mm)
8 x G9 10W
Polished Chrome/Smoked/Frosted



↑
can be
← mounted in any →
direction
↓



HL3443 **NOW: £95.00**
↓ 310 ↔ 150 ⇨ 180 (mm)
1 x G9 33W
Antique Brass/Smoked



←
ribbed glass shades

HL3444 **NOW: £95.00**
↓ 310 ↔ 150 ⇨ 180 (mm)
1 x G9 33W
Antique Brass/Amber

CEDERA

The substantial glass shades, encircling the G9 lampholders, have a ridged moulding enhancing the luminous sheen given off by their coloured tint. The glass fixes to the tubular stems finished in antique brass in such a way that imitates beads being threaded along string. The partnership of smoked and amber tinted glass results in a display of quality and elegance.

Range Characteristics:
Exquisite 3 Shade Design
Ribbed Glass Balls
Great Craftsmanship



globes are interchangeable

twisted cable



HL3445 NOW: £209.00

Ø 150 ↓ 880-2380 (mm)

3 x G9 33W

Antique Brass/Smoked/Amber



HL3446 NOW: £239.00

Ø 180 ↓ 770 (mm)

3 x G9 33W

Antique Brass/Smoked/Amber



just gorgeous!

HL4219 NOW: £327.00

Ø 220 ↓ 1730 (mm)

3 x G9 33W

Antique Brass/Smoked & Amber Glass



convertible

glass & crystal bonanza

HL4326 **NOW: £1485.00**
Ø 1000 ↓ 760–2840 (mm)
27 x E14 40W
Brown Oxide/Clear

CAVEL

Traditional fittings form this comprehensive collection, the dark brown oxide colour of the framework is a time-honoured tone for classic lighting styles. The solemn integrity of these models are maintained by the crystal and glass pieces. A tier effect is created by alternating rings of long glass pieces with a ridged effect and strands of clear crystals buttons, with the new 3 tier 27 light making an impressive statement.

Range Characteristics:
Dark Rustic Finish
Glass/Crystal Design
Classical Framework



convertible



rustic finish



HL3678 **NOW: £690.00**
↗ 320 ↘ 400-1890 ↔ 1000 (mm)
11 x E14 40W
Brown Oxide/Clear



convertible



HL3676 **NOW: £465.00**
Ø 600 ↓ 410-1500 (mm)
8 x E14 40W
Brown Oxide/Clear



ribbed glass

HL3675 **NOW: £315.00**
Ø 400 ↓ 410-1900 (mm)
5 x E14 40W
Brown Oxide/Clear

Range Characteristics:
Dark Rustic Finish
Glass/Crystal Design
Classical Framework

1m suspension

convertible

80cm diameter



HL3677 **NOW: £675.00**

Ø 800 ↓ 410-1500 (mm)

10 x E14 40W

Brown Oxide/Clear

impressive crystal
inner

CRYSTAL & GLASS



comprehensive range



HL3680 NOW: £155.00

↓ 324 ↔ 300 ↪ 150 (mm)

2 x E14 40W

Brown Oxide/Clear



60cm

hanging glamour

HL3681 NOW: £357.00

∅ 300 ↓ 600 (mm)

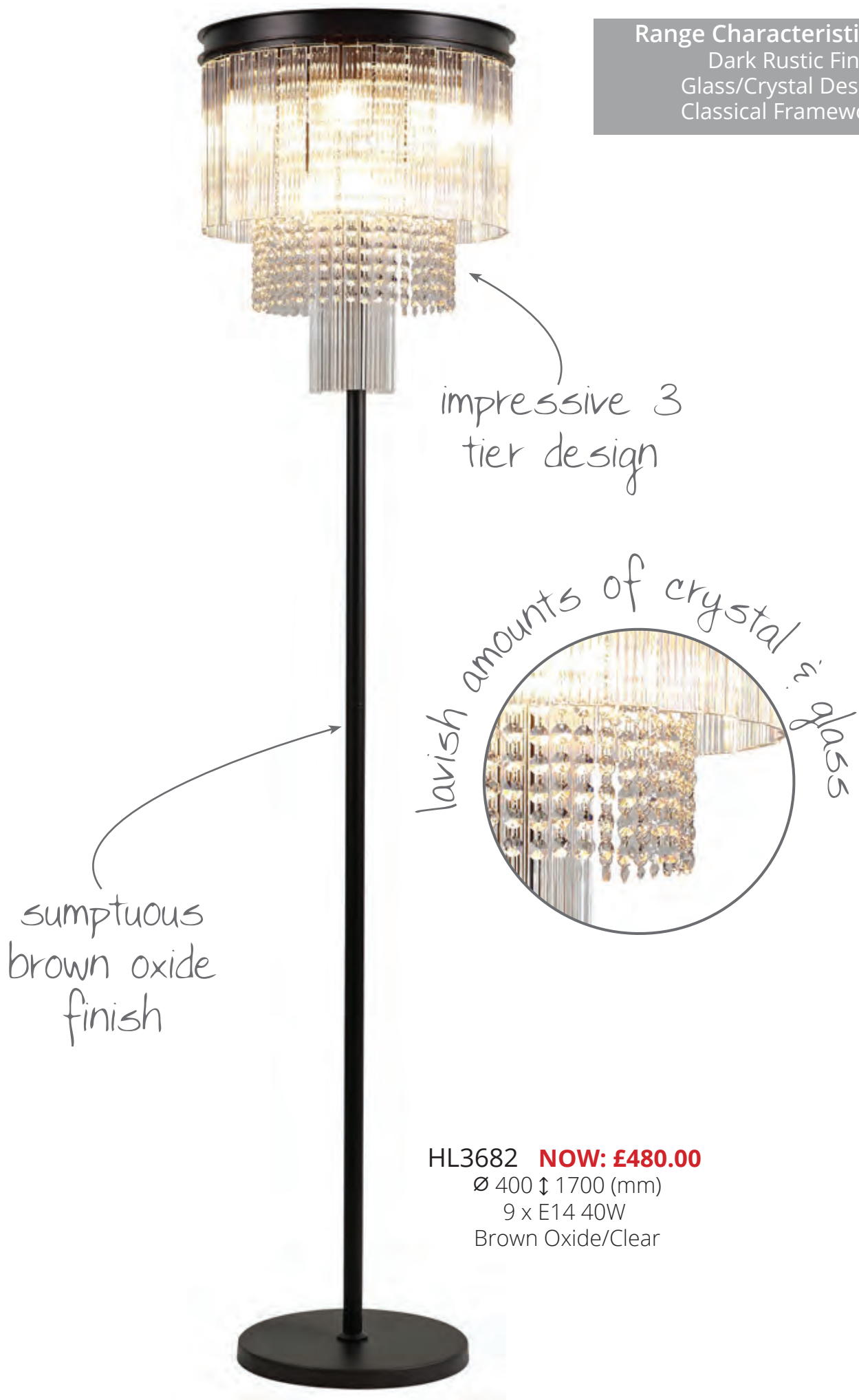
6 x E14 40W

Brown Oxide/Clear

CAVEL

Images are not to scale

Range Characteristics:
Dark Rustic Finish
Glass/Crystal Design
Classical Framework



sumptuous
brown oxide
finish

impressive 3
tier design

lavish amounts of crystal & glass

HL3682 **NOW: £480.00**

Ø 400 ↓ 1700 (mm)

9 x E14 40W

Brown Oxide/Clear



unique artistic
glass



HL3683 **NOW: £234.00**
↗ 160 ↘ 475-1970 ↔ 180 (mm)
1 x E27 60W
Matt Black/Crystal Sand Artistic



ethereal beauty



HL3684 **NOW: £555.00**
↗ 450 ↘ 495-1990 ↔ 470 (mm)
5 x E27 60W
Matt Black/Crystal Sand Artistic

ORTLER

Another ingeniously created decorative concept. Rectangular pieces of glass with a crystallised frosted pattern are held onto the frames with black caps to match the colour of the frame. The fixings are positioned at either end of the glass to form a reimagined xylophone adding a statement to their given setting. The robust framework underlines the impact of this collection.

Range Characteristics:
Significant Framework
Intricate Glass Panels
Matt Black Finish



HL686 **NOW: £990.00**

↗ 370 ↘ 495-1990 ↔ 1200 (mm)
12 x E27 60W
Matt Black/Crystal Sand Artistic

1.2m long



all convertible
to semi flush




HL3685 **NOW: £750.00**

↗ 370 ↘ 495-1990 ↔ 815 (mm)
8 x E27 60W
Matt Black/Crystal Sand Artistic

Range Characteristics:
 Significant Framework
 Intricate Glass Panels
 Matt Black Finish



HL3688 **NOW: £234.00**
 ↗ 160 ↓ 510 ↔ 160 (mm)
 1 x E27 60W
 Matt Black/Crystal Sand Artistic



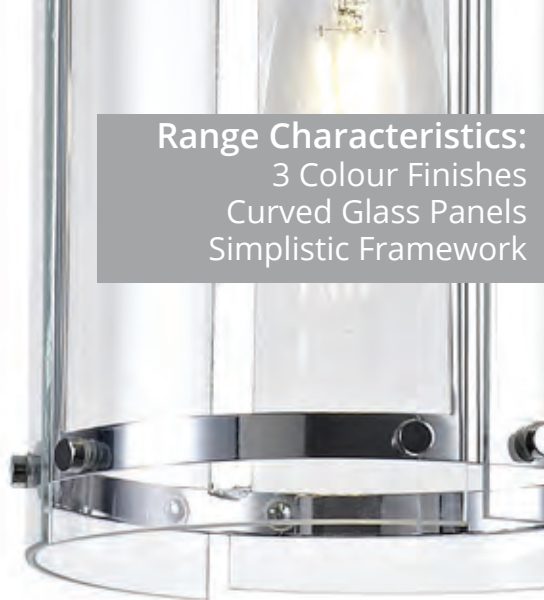
HL3689 **NOW: £447.00**
 ↗ 290 ↓ 1730 ↔ 320 (mm)
 2 x E27 60W
 Matt Black/Crystal Sand Artistic

*stunning
 matt black
 metalwork*



HL687 **NOW: £234.00**
 ↓ 500 ↔ 305 ↳ 145 (mm)
 2 x E27 60W
 Matt Black/Crystal Sand Artistic

Range Characteristics:
3 Colour Finishes
Curved Glass Panels
Simplistic Framework



HL3107 NOW: £113.00
Ø 205 ↑ 380–1380 (mm)
1 x E27 40W
Matt Black/Clear



HL4431 NOW: £129.00
Antique Brass/Clear



HL3106 NOW: £129.00
Polished Chrome/Clear

BERNINA

This elegant range hosts a glass lantern design with a slight twist. In reverse of the common practice of holding the glass within the outer frame, in this design the glass is positioned on the outside of the framework adding a more unique style with a smoother external finish. The substantial curved glass panels add another dimension of quality and finesse to the fixtures.



HL4430 **NOW: £180.00**
Antique Brass/Clear



HL3100 **NOW: £153.00**
Matt Black/Clear



HL3099 **NOW: £180.00**
Ø 350 ↑ 240-1240 (mm)
2 x E27 40W
Polished Chrome/Clear

3 great
colour finishes

BERNINA

Images are not to scale

Range Characteristics:
3 Colour Finishes
Curved Glass Panels
Simplistic Framework



HL3414 **NOW: £342.00**
Polished Chrome/Clear



HL4168 **NOW: £300.00**
Matt Black/Clear

1m suspension

HL4432 **NOW: £342.00**
Ø 565 ↓ 320-1280 (mm)
4 x E27 40W
Antique Brass/Clear





curved glass
panels



HL4433 **NOW: £138.00**
Antique Brass/Clear



HL4169 **NOW: £120.00**
Matt Black/Clear

HL3415 **NOW: £138.00**
↓ 250 ↔ 180 ⇨ 110 (mm)
2 x E27 40W
Polished Chrome/Clear

attention to detail



BERNINA

Images are not to scale

Range Characteristics:
3 Colour Finishes
Curved Glass Panels
Simplistic Framework

3 stunning
colour
finishes



modern
matt black
finish

HL4170 **NOW: £102.00**
Ø 160 ↓ 485 (mm)
1 x E27 40W □
Matt Black/Clear



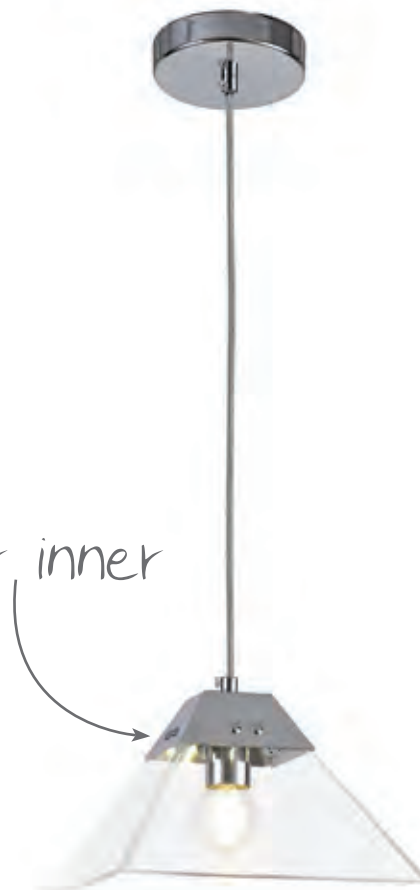
HL4434 **NOW: £122.00**
Antique Brass/Clear



HL3416 **NOW: £122.00**
Polished Chrome/Clear



silver inner



HL3108 NOW: £65.00

↗ 200 ↘ 180-1180 ↔ 200 (mm)

1 x E14 40W

Polished Chrome/Clear



HL3109 NOW: £89.00

↗ 300 ↘ 280-1270 ↔ 300 (mm)

1 x E27 60W

Polished Chrome/Clear



HL3110 NOW: £69.00

↘ 185 ↔ 270 ↗ 160 (mm)

1 x E14 40W

Polished Chrome/Clear

ZUGSPITZE

This sleek range utilises the maximum output possible for the chosen E14 or E27 lamp, by transferring the traditional pyramid shape of fabric shades onto a transparent material. The open glass forms not only allow a wider projection of light from the open space but also permit a more overall ambient dispersion of light through the clear glass sides.

Range Characteristics:

- 2 Colour Finishes
- Curved Glass Panels
- Simplistic Framework

perfect symmetry



HL3113 NOW: £69.00

↓ 185 ↔ 270 ↔ 160 (mm)

1 x E14 40W

Antique Brass/Clear

gold inner




HL3112 NOW: £89.00

↗ 300 ↓ 280-1270 ↔ 300 (mm)

1 x E27 60W

Antique Brass/Clear



HL3111 NOW: £65.00

↗ 200 ↓ 180-1180 ↔ 200 (mm)

1 x E14 40W

Antique Brass/Clear

CONTEMPORARY
 ILLUMINATION
 ADJUSTABLE
 SHADES
 TIFFANY
 MODERN
 INDUSTRIAL
 LANTERN
 WALL LIGHTS
 QUIRKY
 COLOUR CHANGING
 ACCENT
 GLASS
 INNOVATIVE
 PAINTABLE
 LIGHTING
 REFLECTIVE
 PAL
 STUNNING
 HAND CRAFTED
 NON ELECTRIC
 LED
 RECESSED WALL LIGHT
 LUMINAIRE
 EXCLUSIVE
 KITCHEN
 DRIVE OVER
 PENDANT
 DECORATIVE
 BATHROOM
 VICTORIAN
 OUTDOOR
 CRYSTAL
 DOUBLE INSULATED
 FILAMENT
 BIDIRECTIONAL
 UNIQUE
 INSPIRED
 AMBIENT
 BY

Harborough Lights
 13, Manor Walk, Market Harborough, LE16 9BP
 Tel: 01858 467716
www.harboroughlights.co.uk - dal63@hotmail.co.uk