



Harborough
Lights
Lighting Design Consultancy

PRICED VERSION

COLLECTIONS

inspired by lighting

As a high street retailer in a competitive market, we understand that our customers have many choices on where to shop, both on the high street and online. With this in mind, we have designed and sourced a unique lighting range, which we are proud to offer our customers. We have historically offered a wide array of products, suitable for all needs and this new range is certainly no exception.

Whether you are looking for that unique statement piece with outstanding design, have a project to complete or just want something that is not run of the mill, then this catalogue will fill you with design ideas, the highest of quality products, and a huge range of over 1500 items. In fact, with a little bit of creativity the possibilities are endless. This catalogue has taken decades of experience, picking out inventive, outstanding design concepts, not just as single products, but many ranges offering complementing suites of lighting to suit all your needs. From traditional to modern and contemporary, indoor and outdoor, this catalogue collection has everything to transform the ambience of any residential or commercial environment.

We pride ourselves on offering a personalised service to all of our customers. We endeavour to provide that personal touch to ensure you are guided and advised to purchase the most appropriate lighting for your needs and have a professional experience. You can rest assured that you can contact us for any after sales service you may require, but most importantly the new collective offers something for everyone at exceptional prices.

Whilst we hope you find our latest collections inspiring, we also value any customer feedback and look forward to being of service to you.


...let there be light

All information provided in this catalogue is approximate for guidance only and are subject to alteration and modification. Goods supplied may vary in detail from the illustrations, drawing and descriptions as a result of improvements. Colour finishes will be maintained as accurately as possible, but matching cannot be guaranteed.

No part of this catalogue may be reproduced or modified without the written consent of respective copyright owners.

E. & O. E.

© 2019-2021 Respective Owners - All rights reserved





a touch of gold

HL3670 NOW: £213.00
↗ 80 ↘ 335-1835 ↔ 570 (mm)
4 x Integral LED 2W, 1120lm
Sand Black/Gold



adjustable

HL3671 NOW: £435.00
↗ 80 ↘ 335-1835 ↔ 1280 (mm)
10 x Integral LED 2W, 2800lm
Sand Black/Gold

BEVERIN

A fascinating original design concept sees central tubular columns each with protruding LED spotlight arms, combining an organic tree like design with modern technology. Not only is each fixture an eye-catching feature with their two tone colour finish, they also offer the opportunity to control the directionality of the light emitted as each LED arm is adjustable.

Range Characteristics:
3000K Warm White
Not Dimmable
3 Years Warranty



HL3673 **NOW: £191.00**

↗ 150 ↓ 500 ↔ 180 (mm)
2 x Integral LED 2W, 560lm
Sand Black/Gold



HL3669 **NOW: £110.00**

↗ 100 ↓ 340-1810 ↔ 180 (mm)
2 x Integral LED 2W, 560lm
Sand Black/Gold

adjustable

angle the light wherever you wish

HL3674 **NOW: £399.00**

Ø 300 ↓ 1530 (mm)
6 x Integral LED 2W, 1680lm
Sand Black/Gold



switched

HL3672 **NOW: £125.00**

↓ 180 ↔ 120 ↔ 225 (mm)
2 x Integral LED 2W, 560lm
Sand Black/Gold



flexible arm

HL3571 **NOW: £90.00**
↓ 110-670 ↔ 130-550 (mm)
1 x Integral LED 5W, 310lm □
Black/Aluminium

pure satin aluminium



flexibility with lighting

HL3572 **NOW: £227.00**
↓ 150-690 ↔ 180-1250 (mm)
3 x Integral LED 5W, 930lm □
Black/Aluminium

JUNGFRAU

This comprehensive collection features 3000K LEDs. The aluminium and satin copper tubular LED heads each sit at the end of long flexible arms that are covered in a high quality soft touch rubber sleeving. It not only gives the ingenious freedom to control the direction of the light projected but also permits the ability to manipulate the arms into your own bespoke design.

Range Characteristics:
3000K Warm White
Dimmable Ceiling Lights
3 Years Warranty

9 x the
imagination


HL3574 **NOW: £477.00**
Ø 330-990 ↓ 750-1500 (mm)
9 x Integral LED 4W, 2250lm □
Black/Aluminium



show off your
creativity

HL3573 **NOW: £323.00**
↓ 150-690 ↔ 200-1310 (mm)
5 x Integral LED 5W, 1550lm □
Black/Aluminium





neat little powerful LED


organised or
chaotic....?
your choice

soft touch rubber arms

HL3575 **NOW: £468.00**

↑ 240-1870 ↔ 950-1870 (mm)
8 x Integral LED 4W, 2000lm □
Black/Aluminium

Range Characteristics:
3000K Warm White
Dimmable Ceiling Lights
3 Years Warranty



HL3578 NOW: £192.00
↓ 1290-1870 ↔ 230-750 (mm)
1 x Integral LED 7W, 436lm
Black/Aluminium



HL3576 NOW: £95.00
↓ 150-660 ↔ 130-420 ↔ 150-670 (mm)
1 x Integral LED 5W, 311lm □
Black/Aluminium

touch dimmer



HL3577 NOW: £134.00
↓ 490-860 ↔ 170-535 (mm)
1 x Integral LED 7W, 436lm □
Black/Aluminium



HL4184 **NOW: £468.00**

↓ 240-1870 ↔ 950-1870 (mm)
8 x Integral LED 4W, 2000lm ☐
Black/Satin Copper



sophisticated
satin
copper



HL4180 **NOW: £90.00**

↓ 110-670 ↔ 130-550 (mm)
1 x Integral LED 5W, 310lm ☐
Black/Satin Copper



touch
dimmer



switched

HL4186 **NOW: £134.00**

↓ 490-860 ↔ 170-535 (mm)
1 x Integral LED 7W, 436lm
Black/Satin Copper

HL4185 **NOW: £95.00**

↓ 150-660 ↔ 130-420 ↔ 150-670 (mm)
1 x Integral LED 5W, 311lm ☐
Black/Satin Copper

JUNGFRAU

This comprehensive collection features 3000K LEDs. The aluminium and satin copper tubular LED heads each sit at the end of long flexible arms that are covered in a high quality soft touch rubber sleeving. It not only gives the ingenious freedom to control the direction of the light projected but also permits the ability to manipulate the arms into your own bespoke design.

Range Characteristics:
3000K Warm White
Dimmable Ceiling Lights
3 Years Warranty

*touch
dimmer*

HL4187 **NOW: £192.00**
↓ 1290-1870 ↔ 230-750 (mm)
1 x Integral LED 7W, 436lm
Black/Satin Copper

*flexibility =
designability*



HL4183 **NOW: £477.00**
Ø 330-990 ↓ 750-1500 (mm)
9 x Integral LED 4W, 2250lm □
Black/Satin Copper



HL4181 **NOW: £227.00**
↓ 150-690 ↔ 180-1250 (mm)
3 x Integral LED 5W, 930lm □
Black/Satin Copper



HL4182 **NOW: £323.00**
↓ 150-690 ↔ 200-1310 (mm)
5 x Integral LED 5W, 1550lm □
Black/Satin Copper



HL3180 **NOW: £246.00**
↗ 220 ↓ 540 ↔ 335 (mm)
8 x Integral LED 3W, 1320lm
Black/Antique Brass/Frosted White



small yet
powerful LEDs

HL3177 **NOW: £299.00**
Ø 500 ↓ 90 (mm)
12 x Integral LED 3W, 1980lm
Black/Antique Brass/Frosted White

PIZOL

The harmoniously placed, round compact 3W LED heads are distributed along the sleek fluidic lines to create an art nouveau concept, bringing the essence of nature into your home. High efficiency LED technology partnered with the form of the fixtures and its black/antique brass finish provides an idyllic balance and produces a range that attracts the attention it deserves.

Range Characteristics:
3000K Warm White
Not Dimmable
3 Years Warranty

perfect colour
combination



HL3179 **NOW: £486.00**
↗ 220 ↘ 400-1800 ↔ 1085 (mm)
16 x Integral LED 3W, 2640lm
Black/Antique Brass/Frosted White



HL3178 **NOW: £708.00**
Ø 800 ↘ 105 (mm)
28 x Integral LED 3W, 4400lm
Black/Antique Brass/Frosted White



HL3181 **NOW: £112.00**

↓ 290 ↔ 200 ⇨ 80 (mm)

3 x Integral LED 3W, 495lm

Black/Antique Brass/Frosted White

*influenced by
nature, enhanced
by light*



HL3182 **NOW: £156.00**

↓ 290 ↔ 265 ⇨ 80 (mm)

5 x Integral LED 3W, 825lm

Black/Antique Brass/Frosted White

PIZOL

Images are not to scale

Range Characteristics:
3000K Warm White
Not Dimmable
3 Years Warranty

1.5m tall

now that's
a statement!



HL3183 **NOW: £855.00**
↓ 1500 ↔ 760 ⇨ 90 (mm)
20 x Integral LED 3W, 3300lm
Black/Antique Brass/Frosted White



perfect contrast

attention to detail

substantial metal work

HL3552 **NOW: £534.00**
Ø 705 ↓ 700-1200 (mm)
5 x E27 60W
Brown Oxide/Bronze/Clear

DOLENT

The Medieval notion of illuminating a room by sitting candles along a hanging frame has been re-imagined with modern day materials to design a collection which will enhance a traditionally styled setting. The Brown Oxide and Bronze finish gives the fixtures an antique feel whilst the glass cylinders surrounding the E27 lampholders furthers the historic ambience.

Range Characteristics:
Robust Construction
Bronze Details
Substantial Glass Shades

cylindrical glass shades

HL3551 **NOW: £386.00**

∅ 625 ↓ 630-1130 (mm)

3 x E27 60W

Brown Oxide/Bronze/Clear



HL3555 **NOW: £180.00**

↓ 213 ↔ 340 ↔ 177 (mm)

2 x E27 60W

Brown Oxide/Bronze/Clear



HL3554 **NOW: £105.00**

↓ 213 ↔ 100 ↔ 177 (mm)

1 x E27 60W

Brown Oxide/Bronze/Clear



HL3553 **NOW: £668.00**

↗ 400 ↘ 520-1600 ↔ 840 (mm)

6 x E27 60W

Brown Oxide/Bronze/Clear

DOLENT

Images are not to scale

Range Characteristics:
Chaotic Charm
Large Glass Balls
Complementing Colours

10,40 € 50cm
rods included



HL4296 **NOW: £389.00**

↗ 380 ↕ 350-1250 ↔ 1080 (mm)

10 x G9 28W

Matt Black/Antique Brass/Cognac Glass



convertible to
semi ceiling

CIORNEVA

A truly imaginative concept sees the central matt black frames as hosts to a variety of chaotic antique brass tubes and cognac glass which present an overall imitation of a pipeline system. The contrast of the dark finish against the lighter antique brass accentuates this collection's industrial ambience designed by imitating repurposed materials.



HL3732 **NOW: £479.00**
Ø 780 ↓ 700-1400 (mm)
12 x G9 28W
Matt Black/Antique Brass/Cognac

CIORNEVA

Images are not to scale

Range Characteristics:
Chaotic Charm
Large Glass Balls
Complementing Colours



HL3730 **NOW: £171.00**

Ø 590 ↓ 340 (mm)

5 x G9 28W

Matt Black/Antique Brass/Cognac

120mm glass
globes



HL3731 **NOW: £240.00**

Ø 850 ↓ 340 (mm)

9 x G9 28W

Matt Black/Antique Brass/Cognac




HL3733 **NOW: £87.00**

↓ 400 ↔ 185 ⇨ 180 (mm)

2 x G9 28W

Matt Black/Antique Brass/Cognac



perfect colour
combination

industrial
ambience

CIORNEVA

Images are not to scale

Range Characteristics:
Chaotic Charm
Large Glass Balls
Complementing Colours



*staggered
antique brass
tubes*



HL3735 **NOW: £419.00**
Ø 450 ↑ 1550 (mm)
8 x G9 28W
Matt Black/Antique Brass/Cognac

HL3734 **NOW: £104.00**
Ø 390 ↑ 605 (mm)
2 x G9 28W □
Matt Black/Antique Brass/Cognac



vintage lighting made modern



modern grey finish

HL4112 NOW: £111.00

Ø 350 ↓ 135 (mm)

3 x E14 40W

Matt Grey/Polished Chrome/Cognac

rustic oil bronze colour finish



HL4144 NOW: £111.00

Ø 350 ↓ 135 (mm)

3 x E14 40W

Oiled Bronze/Polished Chrome/Amber

TALVENA

An exquisitely intricate frame crosses over the tinted cylindrical glass which houses E14 lampholders. All seven designs are available in two colour finishes. Each light follows a fairly standard composition whereas the round pendant 4 light has the lampholders situated at either end of two bars which can be pivoted and turned showing art imitating function.

Range Characteristics:
2 Colour Options
Enhancing Glass Shades
Polished Chrome Detail



HL4111 **NOW: £36.00**

↓ 150 ↔ 90 ⇨ 140 (mm)

1 x E14 40W

Matt Grey/Polished Chrome/Cognac

toggle switch



HL4113 **NOW: £146.00**

↗ 150 ↓ 150 ↔ 740 ⇨ 165 (mm)

4 x E14 40W

Matt Grey/Polished Chrome/Cognac



HL4143 **NOW: £36.00**

↓ 150 ↔ 90 ⇨ 140 (mm)

1 x E14 40W

Oiled Bronze/Polished Chrome/Amber

toggle switch

adjustable



HL4145 **NOW: £146.00**

↗ 150 ↓ 165 ↔ 740 ⇨ 165 (mm)

4 x E14 40W

Oiled Bronze/Polished Chrome/Amber



latest interior
design colour



HL4114 NOW: £60.00

Ø 90 ↓ 250-1250 (mm)

1 x E14 40W

Matt Grey/Polished Chrome/Cognac



HL4116 NOW: £177.00

Ø 320 ↓ 250-1250 (mm)

3 x E14 40W

Matt Grey/Polished Chrome/Cognac

modern
grey finish

ITALVENA

Images are not to scale

Range Characteristics:
2 Colour Options
Enhancing Glass Shades
Polished Chrome Detail



rustic oil bronze
colour finish

HL4148 **NOW: £177.00**

Ø 320 ↓ 250–1250 (mm)

3 x E14 40W

Oiled Bronze/Polished Chrome/Amber

timeless
rustic finish

HL4146 **NOW: £60.00**

Ø 90 ↓ 250–1250 (mm)

1 x E14 40W

Oiled Bronze/Polished Chrome/Amber



HL4147 NOW: £207.00
↗ 80 ↘ 250-1250 ↔ 840 (mm)
4 x E14 40W
Oiled Bronze/Polished Chrome/Amber

up to 1.25m drop



HL4149 NOW: £186.00
↗ 200 ↘ 250-1260 ↔ 480 (mm)
4 x E14 40W
Oiled Bronze/Polished Chrome/Amber

adjustable



Range Characteristics:
2 Colour Options
Enhancing Glass Shades
Polished Chrome Detail



HL4115 NOW: £207.00
↗ 80 ↕ 250-1250 ↔ 840 (mm)
4 x E14 40W
Matt Grey/Polished Chrome/Cognac

*tinted cylindrical
glass*



HL4117 NOW: £186.00
↗ 200 ↕ 250-1260 ↔ 480 (mm)
4 x E14 40W
Matt Grey/Polished Chrome/Cognac





superb uniform light output



HL3049 **NOW: £374.00**

Ø 620 ↓ 330 (mm)

3 x Integral LED 12W, 2880lm

Polished Chrome/Silver/Frosted White

CAPELET

Presenting a design with polished chrome detail and silver framework that is handcrafted to reflect lengths of ribbon which gently twist into a substantial ring at the end. These rings encircle the round diffuser disc encapsulating the 3000K LEDs. The flat opal surface dispels the optimum amount of light to ensure a uniform output from the integrated high efficiency LEDs.

Range Characteristics:
3000K Warm White
Not Dimmable
3 Years Warranty

HL3051 **NOW: £126.00**

↓ 335 ↔ 150 ⇨ 190 (mm)
1 x Integral LED 10W, 800lm
Polished Chrome/Silver/Frosted White

switched



switched

HL3050 **NOW: £126.00**

↓ 335 ↔ 150 ⇨ 190 (mm)
1 x Integral LED 10W, 800lm
Polished Chrome/Silver/Frosted White

the ribbon effect

HL3052 **NOW: £131.00**

∅ 155 ↓ 400 (mm)
1 x Integral LED 10W, 800lm
Polished Chrome/Silver/Frosted White





glass bubbles galore

1m suspension

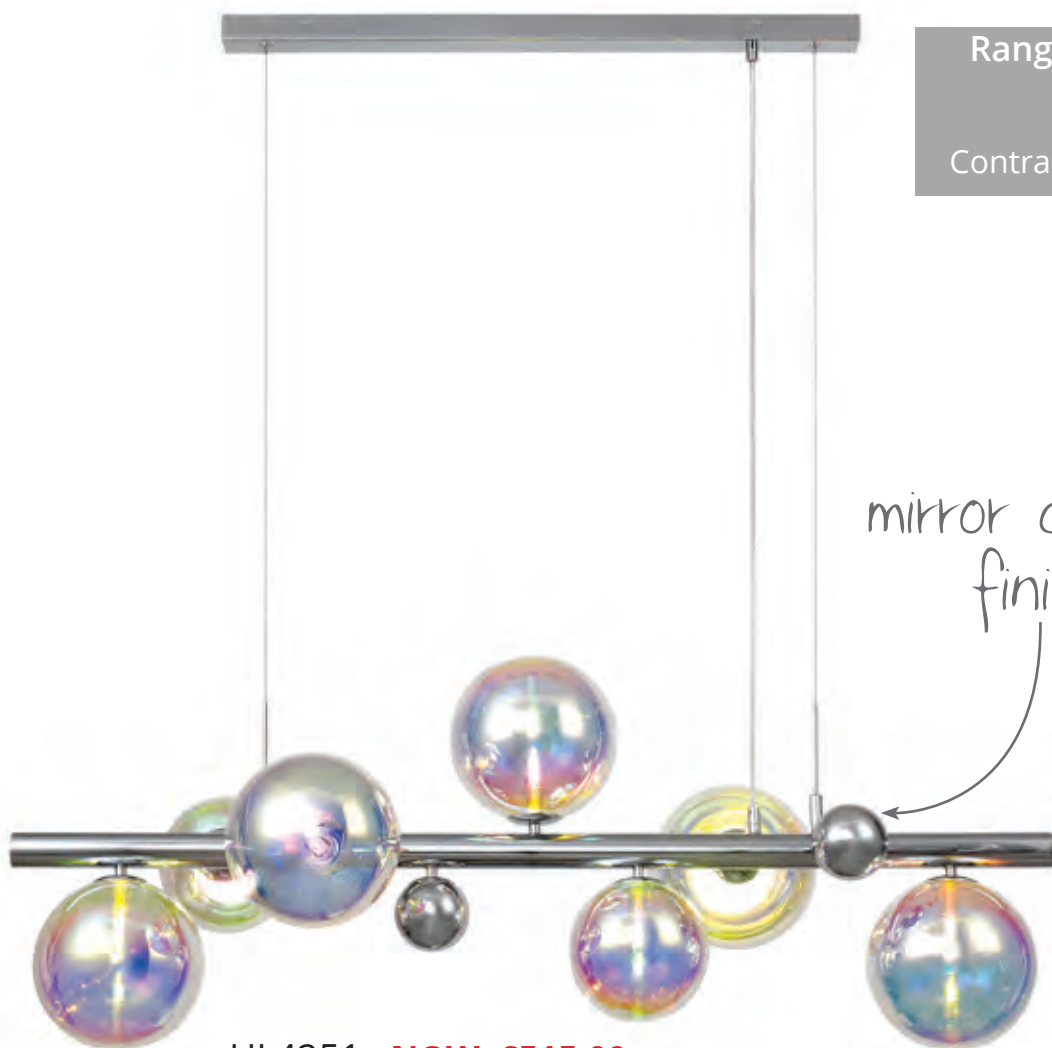
irresistable
iridescent
finish

HL4313 **NOW: £476.00**
Ø 700 ↓ 480-1650 (mm)
12 x G9 28W
Polished Chrome/Iridescent

FLETSCHHORN

This is a fun, bubbly & inventive design. The frames are host to a collection of unique coloured glass spheres in which the G9 lampholders are concealed. This creative concept emits an intriguing presence when the light from the chosen G9s is dispersed through the tinted effect yet its artistic structure leaves a standout piece even when not in use. Now available with more lighting options and iridescent glass to create the look that you want.

Range Characteristics:
WOW Factor Range
3 Colour Options
Contrasting Glass Spheres



HL4251 **NOW: £515.00**
↗ 420 ↘ 490-1340 ↔ 1100 (mm)
7 x G9 28W
Polished Chrome/Iridescent

non illuminated
for contrast &
impact



HL4255 **NOW: £228.00**
↗ 290 ↘ 365 ↔ 640 (mm)
4 x G9 28W
Polished Chrome/Iridescent



HL4254 **NOW: £146.00**

↓ 310 ↔ 290 ⇨ 220 (mm)

2 x G9 28W

Polished Chrome/Iridescent



*fun, bubbly
& inventive*

HL4253 **NOW: £207.00**

↗ 290 ↓ 600 ↔ 340 (mm)

3 x G9 28W □

Polished Chrome/Iridescent

FLETSCHHORN

Images are not to scale

Range Characteristics:
WOW Factor Range
3 Colour Options
Contrasting Glass Spheres

a true
statement
at 1.7m
tall!!

sensational lighting
effect

substantial
construction

HL4252 **NOW: £525.00**
↗ 390 ↘ 1700 ↔ 420 (mm)
8 x G9 28W
Polished Chrome/Iridescent



2m drops

add a touch of iridescence to your table



HL4429 NOW: £83.00
Ø 200 ↓ 200 (mm)
1 x G9 28W □
Polished Chrome/Iridescent

HL4428 NOW: £615.00
Ø 600 ↓ 800-2000 (mm)
16 x G9 28W
Polished Chrome/Iridescent

FLETSCHHORN

Images are not to scale

Range Characteristics:
WOW Factor Range
3 Colour Options
Contrasting Glass Spheres



HL4427 **NOW: £188.00**
Ø 360 ↓ 500-2100 (mm)
5 x G9 28W
Polished Chrome/Iridescent



HL3657 **NOW: £228.00**

↗ 290 ↘ 365 ↔ 640 (mm)

4 x G9 28W

Polished Chrome/Smoked/Black



*extra large
180mm diameter*

HL3303 **NOW: £515.00**

↗ 420 ↘ 490-1340 ↔ 1100 (mm)

7 x G9 28W

Polished Chrome/Smoked/Black

FLETSCHHORN

This is a fun, bubbly & inventive design. The frames are host to a collection of unique coloured glass spheres in which the G9 lampholders are concealed. This creative concept emits an intriguing presence when the light from the chosen G9s is dispersed through the tinted effect yet its artistic structure leaves a standout piece even when not in use. Now available with more lighting options and iridescent glass to create the look that you want.

Range Characteristics:
WOW Factor Range
3 Colour Options
Contrasting Glass Spheres

the more
the merrier

create the
design you
want; spiral,
random, layers,
rainfall...
unique.

HL3659 **NOW: £615.00**
Ø 600 ↓ 800-2000 (mm)
16 x G9 28W
Polished Chrome/Smoked/Black



HL4314 **NOW: £476.00**
Ø 700 ↓ 480-1650 (mm)
12 x G9 28W
Polished Chrome/Smoked/Black



*non illuminated
for contrast & impact*

FLETSCHHORN

Images are not to scale

064

Range Characteristics:
WOW Factor Range
3 Colour Options
Contrasting Glass Spheres

up to 2.1m in
height

20cm of glass



HL3660 **NOW: £83.00**
Ø 200 ↓ 200 (mm)
1 x G9 28W □
Polished Chrome/Smoked/Black

HL3658 **NOW: £188.00**
Ø 360 ↓ 500-2100 (mm)
5 x G9 28W
Polished Chrome/Smoked/Black



marble base

HL3305 **NOW: £207.00**

↗ 290 ↕ 600 ↔ 340 (mm)

3 x G9 28W □

Polished Chrome/Smoked/Black



HL3306 **NOW: £146.00**

↕ 310 ↔ 290 ↗ 220 (mm)

2 x G9 28W

Polished Chrome/Smoked/Black

it's smokin'!!

FLETSCHHORN

Images are not to scale

Range Characteristics:
WOW Factor Range
3 Colour Options
Contrasting Glass Spheres

non-illuminating
for contrast
& impact

simply stunning

create a feature
with globes

marble base

HL3304 **NOW: £525.00**
↗ 390 ↘ 1700 ↔ 420 (mm)
8 x G9 28W
Polished Chrome/Smoked/Black



non illuminated
for contrast &
impact

HL4315 **NOW: £476.00**
Ø 700 ↓ 480-1650 (mm)
12 x G9 28W
Antique Copper/Opal/Copper

FLETSCHHORN

This is a fun, bubbly & inventive design. The frames are host to a collection of unique coloured glass spheres in which the G9 lampholders are concealed. This creative concept emits an intriguing presence when the light from the chosen G9s is dispersed through the tinted effect yet its artistic structure leaves a standout piece even when not in use. Now available with more lighting options and iridescent glass to create the look that you want.

Range Characteristics:
WOW Factor Range
3 Colour Options
Contrasting Glass Spheres

maximum 2m
drop

create the
design you
want; spiral,
random, layers,
rainfall...
unique.

a mix of copper & opal



HL3667 **NOW: £615.00**

Ø 600 ↓ 800-2000 (mm)

16 x G9 28W

Antique Copper/Opal/Copper



HL3666 **NOW: £188.00**
Ø 360 ↓ 500-2100 (mm)
5 x G9 28W
Antique Copper/Opal/Copper



HL3664 **NOW: £146.00**
↑ 310 ↔ 295 ⇨ 215 (mm)
2 x G9 28W
Antique Copper/Opal/Copper

*eye-catching
range that is simply
stunning*

Range Characteristics:
WOW Factor Range
3 Colour Options
Contrasting Glass Spheres



HL3661 NOW: £515.00
↗ 430 ↘ 490-1340 ↔ 1100 (mm)
7 x G9 28W
Antique Copper/Opal/Copper

*non-illuminating
contrast*



*smooth & silky
light output*

HL3665 NOW: £228.00
↗ 290 ↘ 365 ↔ 640 (mm)
4 x G9 28W
Antique Copper/Opal/Copper



20cm of glass




HL3668 NOW: £83.00
Ø 200 ↑ 200 (mm)
1 x G9 28W □
Antique Copper/Opal/Copper



marble base

HL3663 NOW: £207.00
↗ 290 ↘ 600 ↔ 340 (mm)
3 x G9 28W □
Antique Copper/Opal/Copper

Range Characteristics:
WOW Factor Range
3 Colour Options
Contrasting Glass Spheres



awesome

non illuminated
for contrast &
impact

HL3662 **NOW: £525.00**
↗ 390 ↘ 1700 ↔ 420 (mm)
8 x G9 28W
Antique Copper/Opal/Copper

marble base



HL3651 NOW: £77.00
↓ 200-640 ↔ 100-850 (mm)
2 x E27 40W ☐
Satin White/Satin Nickel



HL3652 NOW: £92.00
↓ 200-640 ↔ 100-850 (mm)
3 x E27 40W ☐
Satin White/Satin Nickel



HL3644 NOW: £77.00
↓ 200-640 ↔ 100-850 (mm)
2 x E27 40W ☐
Satin Black/Brushed Copper



HL3645 NOW: £92.00
↓ 200-640 ↔ 100-850 (mm)
3 x E27 40W ☐
Satin Black/Brushed Copper

*get creative with
the lamps*

FRISOZZO

It is often crucial for the lighting in certain settings to be suitable and often also adaptable to particular tasks. This ingeniously designed range hosts E27 lampholders situated at the end of flexible arms. The length of each arm not only allows you to project the light in the desired direction but also gives the creative freedom to make your fitting bespoke.

Range Characteristics:
Create Your Own Design
Completely Flexible Arms
Contrasting Lamp Holders



unlimited designs

HL3646 NOW: £129.00
↓ 200-640 ↔ 100-850 (mm)
5 x E27 40W □
Satin Black/Brushed Copper



create your own design

choose the right lamps for the perfect ambience

HL3653 NOW: £129.00
↓ 200-640 ↔ 100-850 (mm)
5 x E27 40W □
Satin White/Satin Nickel



HL3654 NOW: £50.00
↓ 130-480 ↔ 130-480 ↳ 150-500 (mm)
1 x E27 40W ☐
Satin White/Satin Nickel



HL3650 NOW: £55.00
↓ 200-640 ↔ 80-540 (mm)
1 x E27 40W ☐
Satin White/Satin Nickel



HL3643 NOW: £55.00
↓ 200-640 ↔ 80-540 (mm)
1 x E27 40W ☐
Satin Black/Brushed Copper



HL647 NOW: £50.00
↓ 130-480 ↔ 130-480 ↳ 150-500 (mm)
1 x E27 40W ☐
Satin Black/Brushed Copper

Range Characteristics:
Create Your Own Design
Completely Flexible Arms
Contrasting Lamp Holders



HL3656 NOW: £216.00
↓ 1140-1630 ↔ 250-1060 (mm)
3 x E27 40W ☐
Satin White/Satin Nickel



HL3648 NOW: £78.00
↓ 500-770 ↔ 170-430 (mm)
1 x E27 40W ☐
Satin Black/Brushed Copper



HL3649 NOW: £216.00
↓ 1140-1630 ↔ 250-1060 (mm)
3 x E27 40W ☐
Satin Black/Brushed Copper



HL3655 NOW: £78.00
↓ 500-770 ↔ 170-430 (mm)
1 x E27 40W ☐
Satin White/Satin Nickel

flexible arms



HL3718 **NOW: £389.00**
Ø 940 ↓ 600-970 (mm)
5 x E27 40W
Graphite/Copper/White

adjustable



LUCENDRO

This comprehensive collection of lighting solutions hosts an immense variety of fixtures giving the option to build character within a room setting based on the same design concept. The three neutral matt colour finishes available are each partnered with intricate detail finished in a traditional metallic finish to complement and enhance the modern ambience of the design.

Range Characteristics:
3 Colour Options
Adjustable Heads
Extensive Range

HL3020 **NOW: £389.00**

Ø 940 ↓ 600–970 (mm)

5 x E27 40W

Sand Grey/Copper/White



latest interior
design colour

telescopic

HL3021 **NOW: £389.00**

Ø 940 ↓ 600–970 (mm)

5 x E27 40W

Sand White/Satin Nickel/White





HL3002 NOW: £102.00
 ↗ 190 ↓ 350 ↔ 270 (mm)
 1 x E27 40W □
 Sand Grey/Copper/White



HL3003 NOW: £102.00
 ↗ 190 ↓ 350 ↔ 270 (mm)
 1 x E27 40W □
 Sand White/Satin Nickel/White

adjustable head



HL3001 NOW: £102.00
 ↗ 190 ↓ 350 ↔ 270 (mm)
 1 x E27 40W □
 Graphite/Copper/White

toggle switch



HL3011 NOW: £66.00
 ↓ 260 ↔ 190 ↔ 350 (mm)
 1 x E27 40W
 Sand Grey/Copper/White

switched



HL3012 NOW: £66.00
 ↓ 260 ↔ 190 ↔ 350 (mm)
 1 x E27 40W
 Sand White/Satin Nickel/White

adjustable



HL3719 NOW: £66.00
 ↓ 260 ↔ 190 ↔ 350 (mm)
 1 x E27 40W
 Graphite/Copper/White

Range Characteristics:

3 Colour Options
Adjustable Heads
Extensive Range

(adjustable)

HL3005 NOW: £110.00

↗ 180 ↘ 470-600 ↔ 600 (mm)

1 x E27 40W ☐

Sand Grey/Copper/White



(adjustable)

HL3716 NOW: £110.00

↗ 190 ↘ 470-600 ↔ 600 (mm)

1 x E27 40W ☐

Graphite/Copper/White



HL3006 NOW: £110.00

↗ 190 ↘ 470-600 ↔ 600 (mm)

1 x E27 40W ☐

Sand White/Satin Nickel/White





(adjustable)



HL3717 NOW: £140.00

↗ 285 ↘ 1250-1640 ↔ 910 (mm)

1 x E27 40W ☐

Graphite/Copper/White

HL3008 NOW: £140.00

↗ 285 ↘ 1250-1640 ↔ 910 (mm)

1 x E27 40W ☐

Sand Grey/Copper/White

HL3009 NOW: £140.00

↗ 285 ↘ 1250-1640 ↔ 910 (mm)

1 x E27 40W ☐

Sand White/Satin Nickel/White

LUCENDRO

Images are not to scale

Range Characteristics:

3 Colour Options
Adjustable Heads
Extensive Range

ideal reading
lamp



HL3720 **NOW: £196.00**

↗ 250 ↘ 1550 ↔ 580 (mm)

2 x E27 40W ☐

Sand Grey/Copper/White

(adjustable)



HL3721 **NOW: £196.00**

↗ 250 ↘ 1550 ↔ 580 (mm)

2 x E27 40W ☐

Sand White/Satin Nickel/White



HL3722 **NOW: £196.00**

↗ 250 ↘ 1550 ↔ 580 (mm)

2 x E27 40W ☐

Graphite/Copper/White



HL3014 **NOW: £53.00**

Ø 190 ↓ 220-1730 (mm)

1 x E27 40W

Sand Grey/Copper/White



gloss white interior



HL3013 **NOW: £53.00**

Ø 190 ↓ 220-1730 (mm)

1 x E27 40W

Graphite/Copper/White



HL3015 **NOW: £53.00**

Ø 190 ↓ 220-1730 (mm)

1 x E27 40W

Sand White/Satin Nickel/White

intricate design



LUCENDRO

Images are not to scale

Range Characteristics:
3 Colour Options
Adjustable Heads
Extensive Range



HL3017 NOW: £89.00
Ø 300 ↓ 290-1800 (mm)
1 x E27 40W
Sand Grey/Copper/White



HL3016 NOW: £89.00
Ø 300 ↓ 290-1800 (mm)
1 x E27 40W
Graphite/Copper/White

3 on trend
colour finishes



HL3018 NOW: £89.00
Ø 300 ↓ 290-1800 (mm)
1 x E27 40W
Sand White/Satin Nickel/White



4000k
colour
temperature

HL3093 **NOW: £201.00**

Ø 540 ↓ 100 (mm)

3 x Integral LED 13W, 2342lm □

White/Opal White



HL3094 **NOW: £296.00**

Ø 560 ↓ 100 (mm)

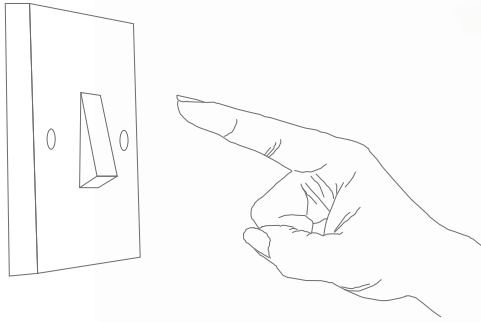
5 x Integral LED 12W, 3792lm □

White/Opal White

AGNER

This visually intriguing collection of fixtures hosts slim, double narrow strips of smooth diffused light with a crisp 4000K colour temperature. A line of white framework runs along the middle of each wave like arm that are mounted on complementing white bases. The intertwining arms create a design aspect with aesthetic impact thus furthering the attractive nature of this range.

Range Characteristics:
High Lumen Output
4000K Natural White
3 Years Warranty



25% - 50% - 100%
switch dimmable



beautiful smooth
lines of light

HL4408 NOW: £413.00
Ø 750 ↓ 100 (mm)
6 x Integral LED 13W, 5015lm □
White/Opal White

75cm
diameter

over 5000lm of light!!!



HL3092 NOW: £135.00
↗ 180 ↘ 100 ↔ 625 (mm)
2 x Integral LED 12W, 1556lm □
White/Opal White



HL3095 NOW: £78.00
↕ 70 ↔ 400 ⇄ 100 (mm)
1 x Integral LED 16W, 1041lm □
White/Opal White

↑
can be
← mounted in any →
direction
↓

over
1000 lumens!!

Range Characteristics:
High Lumen Output
4000K Natural White
3 Years Warranty

dual light
output



HL3430 NOW: £375.00

↗ 220 ↓ 1530 ↔ 326 (mm)

2 x Integral LED 16W, 20W, 2270lm ☐

White/Opal White

twice the
impact



HL3429 NOW: £132.00

↗ 120 ↓ 408 ↔ 212 (mm)

2 x Integral LED 5W, 7W, 757lm ☐

White/Opal White



HL3297 **NOW: £345.00**
↗ 280 ↕ 300-1750 ↔ 1000 (mm)
1 x Integral LED, 1950lm
Sand Gold/Opal White

EINSHORN

The rhythmic twists of this stunning fitting deliver a seamless flow of light. Despite the spiralled directionality of the integral LEDs the pendants as a whole emit an ambient glow of 3000K illumination. In order to offer a wider variety of LED options, this collection boasts a sand gold colour finish making this pendant range a rare must have entity.

Range Characteristics:
3000K Warm White
Not Dimmable
3 Years Warranty



HL3074 NOW: £324.00
Ø 600 ↓ 290–2000 (mm)
1 x Integral LED 30W, 1800lm
Sand Gold/Opal White



HL3077 NOW: £405.00
Ø 760 ↓ 300–2000 (mm)
1 x Integral LED 39W, 2152lm
Sand Gold/Opal White



HL3078 NOW: £489.00
Ø 960 ↓ 320–2000 (mm)
1 x Integral LED 42W, 2513lm
Sand Gold/Opal White



HL3745 **NOW: £104.00**
↗ 50 ↘ 250-660 ↔ 550 (mm)
3 x E27 40W □
Medium Oak/Antique Brass

ESPADAS

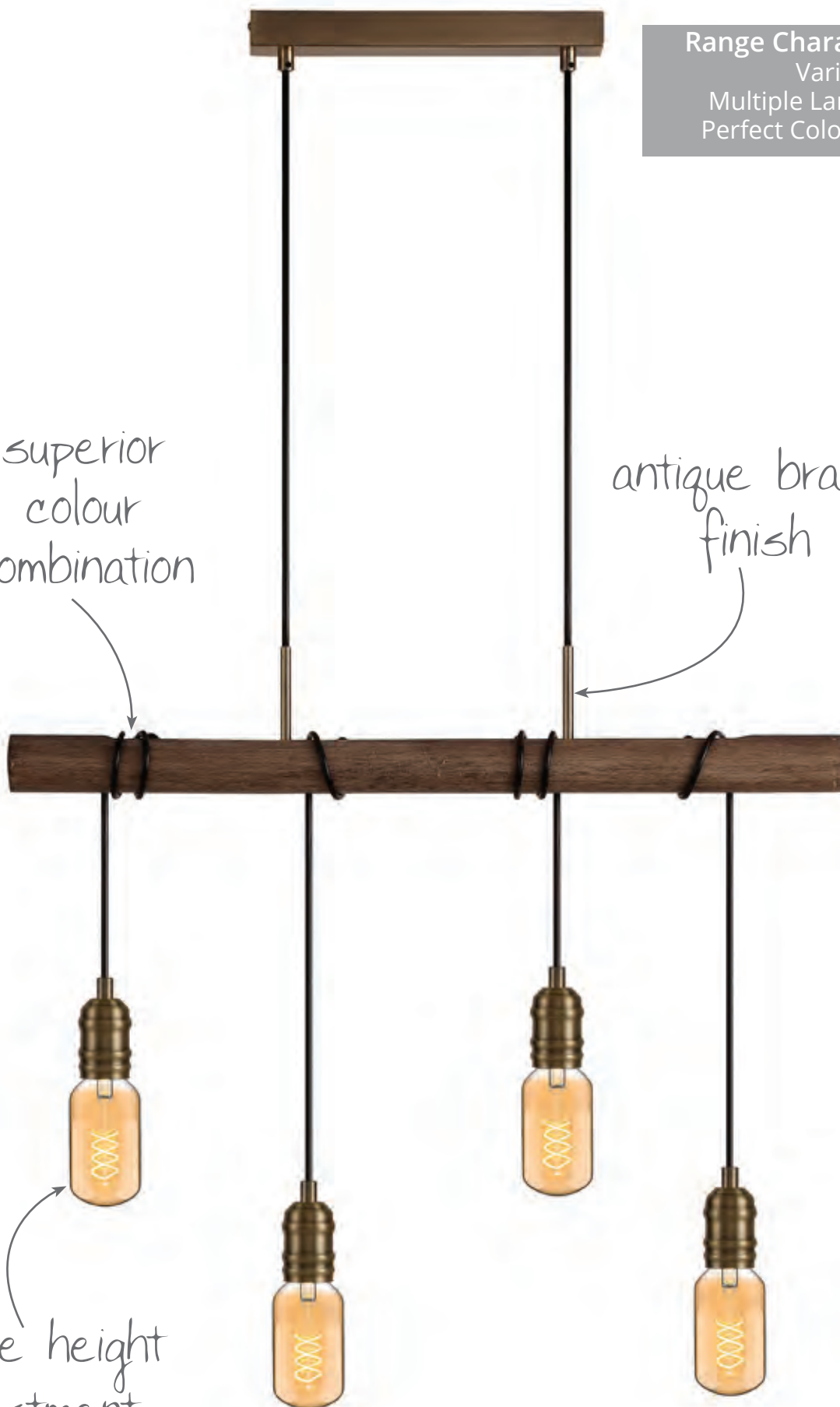
The popular trend of using woodland materials in interior design has been interpreted by our designers to create this collection. The medium oak logs are wrapped with the black cable of the E27 lampholders presenting the imagery of vines around tree branches. The rippled detail of the antique brass metalwork combined with a vast choice of suitable lamps, further enhances the theme of this design. A comprehensive collection creating a naturally beautiful rustic ambience.

Range Characteristics:
Variable Height
Multiple Lamp Options
Perfect Colour Contrast

superior
colour
combination

antique brass
finish

simple height
adjustment



HL3746 **NOW: £149.00**

↗ 50 ↕ 270-1650 ↔ 700 (mm)

4 x E27 40W □

Medium Oak/Antique Brass



beautifully natural



HL3747 **NOW: £219.00**

↗ 50 ↘ 270-1650 ↔ 900 (mm)

6 x E27 40W □

Medium Oak/Antique Brass

natural variations in the wood colour may occur

ESPADAS

Images are not to scale

094



Range Characteristics:
Variable Height
Multiple Lamp Options
Perfect Colour Contrast



HL3748 **NOW: £50.00**
↕ 180 ↔ 110 ⇨ 145 (mm)
1 x E27 40W ☐
Medium Oak/Antique Brass



HL3749 **NOW: £68.00**
∅ 160 ↕ 505 (mm)
1 x E27 40W ☐
Medium Oak/Antique Brass



HL3188 NOW: £315.00
↗ 60 ↓ 130 ↔ 1200 (mm)
2 x Integral LED 18W, 1528lm
Oak/Sand White/Frosted



dual light
source



HL3187 NOW: £362.00
↗ 90 ↓ 170-1500 ↔ 1200 (mm)
2 x Integral LED 20W, 1662lm
Oak/Sand White/Frosted

ROTHORN

This collection takes you back to nature with its oak effect. Bringing a raw earthly essence to their given room setting, this comprehensive collection blends the wood like panels with a double source of integral warm 3000K LEDs and contrasting matt white framework. A combination that perfectly complement one another to produce a tranquil appeal.

natural variations in the wood
colour may occur

Range Characteristics:
3000K Warm White
Not Dimmable
3 Years Warranty

up and down
light



HL3189 **NOW: £164.00**

↓ 90 ↔ 575 ↔ 37 (mm)
2 x Integral LED 10W, 968lm □
Oak/Sand White/Frosted



HL3191 **NOW: £585.00**

↗ 175 ↓ 1650 ↔ 250 (mm)
2 x Integral LED 18W, 1560lm
Oak/Sand White/Frosted

dual light source



HL3190 **NOW: £204.00**

↗ 125 ↓ 375 ↔ 170 (mm)
2 x Integral LED 6W, 450lm
Oak/Sand White/Frosted

CONTEMPORARY
 ILLUMINATION
 ADJUSTABLE
 SHADES
 TIFFANY
 MODERN
 INDUSTRIAL
 LANTERN
 WALL LIGHTS
 QUIRKY
 COLOUR CHANGING
 ACCENT
 GLASS
 INNOVATIVE
 PAINTABLE
 LIGHTING
 REFLECTIVE
 PAL
 STUNNING
 HAND CRAFTED
 NON ELECTRIC
 LED
 RECESSED WALL LIGHT
 LUMINAIRE
 EXCLUSIVE
 KITCHEN
 DRIVE OVER
 PENDANT
 DECORATIVE
 BATHROOM
 VICTORIAN
 OUTDOOR
 CRYSTAL
 DOUBLE INSULATED
 FILAMENT
 BIDIRECTIONAL
 UNIQUE
 INSPIRED
 AMBIENT
 BY

Harborough Lights
 13, Manor Walk, Market Harborough, LE16 9BP
 Tel: 01858 467716
www.harboroughlights.co.uk - dal63@hotmail.co.uk