



Harborough Lights

Lighting Design Consultancy

PRICED VERSION

PENDANTS & COLLECTIONS

inspired by lighting

As a high street retailer in a competitive market, we understand that our customers have many choices on where to shop, both on the high street and online. With this in mind, we have designed and sourced a unique lighting range, which we are proud to offer our customers. We have historically offered a wide array of products, suitable for all needs and this new range is certainly no exception.

Whether you are looking for that unique statement piece with outstanding design, have a project to complete or just want something that is not run of the mill, then this catalogue will fill you with design ideas, the highest of quality products, and a huge range of over 1500 items. In fact, with a little bit of creativity the possibilities are endless. This catalogue has taken decades of experience, picking out inventive, outstanding design concepts, not just as single products, but many ranges offering complementing suites of lighting to suit all your needs. From traditional to modern and contemporary, indoor and outdoor, this catalogue collection has everything to transform the ambience of any residential or commercial environment.

We pride ourselves on offering a personalised service to all of our customers. We endeavour to provide that personal touch to ensure you are guided and advised to purchase the most appropriate lighting for your needs and have a professional experience. You can rest assured that you can contact us for any after sales service you may require, but most importantly the new collective offers something for everyone at exceptional prices.

Whilst we hope you find our latest collections inspiring, we also value any customer feedback and look forward to being of service to you.


...let there be light

All information provided in this catalogue is approximate for guidance only and are subject to alteration and modification. Goods supplied may vary in detail from the illustrations, drawing and descriptions as a result of improvements. Colour finishes will be maintained as accurately as possible, but matching cannot be guaranteed.

No part of this catalogue may be reproduced or modified without the written consent of respective copyright owners.

E. & O. E.

© 2019-2021 Respective Owners - All rights reserved



Range Characteristics:
4000K Natural White
Dimmable - 3 Step
3yrs Warranty



HL4462 **NOW: £201.00**

Ø 515 ↓ 230-1500 (mm)

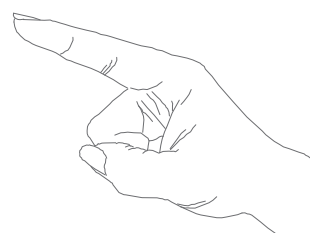
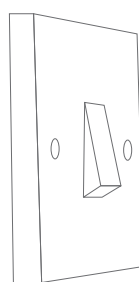
1 x Integral LED 40W, 2996lm □
Black



HL3769 **NOW: £201.00**

Ø 515 ↓ 230-1500 (mm)

1 x Integral LED 40W, 2996lm □
Matt White



25% - 50% - 100%
switch dimmable

ENTREVES

An ultra-modern LED pendant available in two colour finishes, this range situates two large rings of 4000K light offset and slightly angled away from one another to give the style more depth and dimension without compromising the impact from the impressive integral LED output. This pendant also comes equipped with a 3-step dimming function.

Range Characteristics:
3000K Warm White
Not Dimmable
3 Years Warranty

up to 1.6m
drop

smooth circle
of light

HL3550 **NOW: £270.00**
Ø 470 ↓ 150-1625 (mm)
1 x Integral LED 30W, 1595lm
Oak/Sand White/Frosted

ROTHORN

This collection takes you back to nature with its oak effect. Bringing a raw earthly essence to their given room setting, this comprehensive collection blends the wood like panels with a double source of integral warm 3000K LEDs and contrasting matt white framework. A combination that perfectly complement one another to produce a tranquil appeal.



single
pendant

HL4488 **NOW: £107.00**

Ø 130 ↓ 460–1460 (mm)

1 x E27 40W □

Black/Polished Chrome/Smoke Fade



HL4489 **NOW: £300.00**

Ø 320 ↓ 460–1960 (mm)

3 x E27 40W □

Black/Polished Chrome/Smoke Fade

BATTLIHORN SLIM

In keeping with our reputation for uncommon stand out designs, this collection capitalises on the intriguing ombré effect of the faded black, smoked colours by applying the finish to glass cylinders which sit around the E27 lampholders. This feature has been used to manufacture a range perfect for modern settings with a slimmer glass style than its popular sister range.

use a tubular lamp for
extra effect

Range Characteristics:
Superior Fading Glass
Satin Aluminium Body
Mirror/Smoke Effect Shade



switched

HL4487 **NOW: £119.00**

↓ 490 ↔ 130 ↔ 160 (mm)

1 x E27 40W □

Black/Polished Chrome/Smoke Fade

gorgeous materials



HL4494 **NOW: £381.00**

↗ 100 ↓ 460-1960 ↔ 900 (mm)

4 x E27 40W □

Black/Polished Chrome/Smoke Fade



5 times the impact

HL4495 NOW: £525.00
↗ 100 ↘ 460-1960 ↔ 1160 (mm)
5 x E27 40W ☐
Black/Polished Chrome/Smoke Fade



HL4496 NOW: £765.00
↗ 100 ↘ 460-1960 ↔ 1680 (mm)
7 x E27 40W ☐
Black/Polished Chrome/Smoke Fade

BATTLIHORN SLIM

Images are not to scale

Range Characteristics:
Superior Fading Glass
Satin Aluminium Body
Mirror/Smoke Effect Shade



HL4491 **NOW: £1020.00**
Ø 650 ↓ 460-2960 (mm)
9 x E27 40W □
Black/Polished Chrome/Smoke Fade

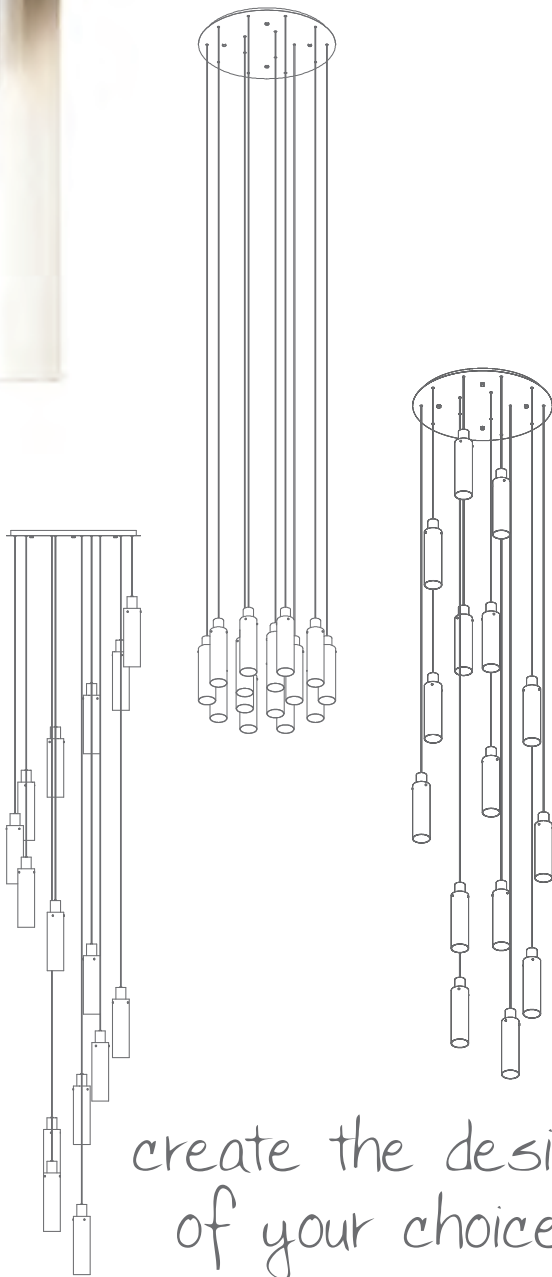


HL4490 **NOW: £494.00**
Ø 410 ↓ 460-1960 (mm)
5 x E27 40W □
Black/Polished Chrome/Smoke Fade



80cm
diameter

maximum
4.4m drop



create the design
of your choice

HL4492 **NOW: £1718.00**

Ø 800 ↓ 460–4460 (mm)


15 x E27 40W □

Black/Polished Chrome/Smoke Fade

BATTLI HORN SLIM

Images are not to scale

Range Characteristics:
Superior Fading Glass
Satin Aluminium Body
Mirror/Smoke Effect Shade





stunning in every detail

HL4493 **NOW: £2625.00**
Ø 1000 ↓ 460-5460 (mm)
21 x E27 40W □
Black/Polished Chrome/Smoke Fade


PENDANTS & COLLECTIONS

simple
yet
stunning




HL4484 **NOW: £116.00**
Ø 150 ↓ 275–1775 (mm)
1 x E27 20W LED
Matt Black/Smoked

1.5m braided
cable



HL4486 **NOW: £119.00**
Ø 150 ↓ 320–1820 (mm)
1 x E27 20W LED
Matt Black/Smoked



HL4485 **NOW: £145.00**
Ø 200 ↓ 330–1830 (mm)
1 x E27 20W LED
Matt Black/Smoked

PEDROSA

An effortlessly stylish collection of single pendants, the sleek cone or dome shape glass used as a shade around the E27 lampholders is decorated with a single band of metal in the same colour finish as the framework for a cohesive character. The ancient brass finish is paired with a clear glass and the matt black with smoked for a more modern option.

no compromise on quality



Range Characteristics:
2 Colour Options
1.5m Braided Cable
Multiple Lamp Options



HL4420 NOW: £116.00
Ø 150 ↓ 275-1775 (mm)
1 x E27 20W LED
Ancient Brass/Clear



HL4421 NOW: £145.00
Ø 200 ↓ 330-1830 (mm)
1 x E27 20W LED
Ancient Brass/Clear

attention to detail



HL4422 NOW: £119.00
Ø 150 ↓ 320-1820 (mm)
1 x E27 20W LED
Ancient Brass/Clear



HL4416 NOW: £314.00
Ø 380 ↓ 530-2030 (mm)
1 x E27 20W LED
Polished Chrome/Smoked

1.5m suspension



HL4414 NOW: £125.00
Ø 170 ↓ 330-1830 (mm)
1 x E27 20W LED
Polished Chrome/Smoked



HL4415 NOW: £188.00
Ø 280 ↓ 420-1920 (mm)
1 x E27 20W LED
Polished Chrome/Smoked

LARRUN

With either a clear or smoke glass, this range is a collection of single polished chrome pendant lights. The pendants for both colours are available in three sizes 17cm, 28cm or 38cm. The sleek shape of the vase sculpted glass is cohesive to most modern or contemporary décor. Each light is stylish enough to be used as a standalone feature or can be used in conjunction with one another to create an inventive combination of your own choosing.

different lamps
=
different impact

Range Characteristics:
Hand Crafted Glass
Generous 1.5m Cable
Multiple Lamp Options



HL4418 **NOW: £179.00**
Ø 280 ↓ 420-1920 (mm)
1 x E27 20W LED
Polished Chrome/Clear



HL4419 **NOW: £299.00**
Ø 380 ↓ 530-2030 (mm)
1 x E27 20W LED
Polished Chrome/Clear



HL4417 **NOW: £119.00**
Ø 170 ↓ 330-1830 (mm)
1 x E27 20W LED
Polished Chrome/Clear

Range Characteristics:
3 Distinct Shapes
Unique 2 Colour Glass
Ribbed Design



HL3406 **NOW: £81.00**
Ø 160 ↓ 390-1390 (mm)
1 x E27 60W
Black/Amber



HL3404 **NOW: £78.00**
Ø 100 ↓ 420-1420 (mm)
1 x E27 60W
Black/Amber

hand painted



HL3405 **NOW: £96.00**
Ø 260 ↓ 280-1280 (mm)
1 x E27 60W
Black/Amber

stylish & slender


SCHWARZHORN

This range moulds the frame above the glass in the same way the glass is formed so the frame flows cohesively into the glass piece. Both components on each pendant light has a rippled effect along the entirety of the shapes. In keeping with the harmonious symmetry of this design the black colour of the frame complements the amber tinted glass.

Range Characteristics:
Unique Glass Shade
Up to 1.5m Height
Black/Chrome Details



stunning detail



HL3442 **NOW: £131.00**
Ø 290 ↑ 530-1530 (mm)
1 x E27 60W □
Polished Chrome/Ombre

SCHILTHORN

While the design of this singular pendant itself is simplistically traditional it allows the stunning glass shade to stand out as the main feature. Formed into an unusual brandy glass shape it provides a dazzling effect when illuminated through the three dimensional prismatic moulding paired with the smoked to clear ombre finish for more character.



HL4402 **NOW: £392.00**

Ø 600 ↓ 355 (mm)

5 x E27 40W ☐

Black/Polished Chrome/Smoke Fade

*suitable for
low ceilings*



HL3594 **NOW: £90.00**

Ø 150 ↓ 260 (mm)

1 x E27 40W ☐

Black/Polished Chrome/Smoke Fade



HL4401 **NOW: £251.00**

Ø 540 ↓ 355 (mm)

3 x E27 40W ☐

Black/Polished Chrome/Smoke Fade

BATTLI HORN

In keeping with our reputation for uncommon stand out designs, this collection capitalises on the intriguing translucent effect by applying the finish to substantial glass cylinders which sit around the E27 lampholders. This immensely popular range has now been expanded with more lighting options and a second colour choice adaptable for settings with neutral colour tones.

Range Characteristics:
Superior Fading Glass
Satin Aluminium Body
Mirror/Smoke Effect Shade



HL3679 **NOW: £113.00**
↓ 245 ↔ 150 ↔ 200 (mm)
1 x E27 40W □
Black/Polished Chrome/Smoke Fade


switched

stylish, stunning, superb



translucent effect glass

HL3592 **NOW: £101.00**
Ø 200 ↓ 255 (mm)
1 x E27 40W □
Black/Polished Chrome/Smoke Fade



HL3589 **NOW: £129.00**
Ø 200 ↓ 380-1380 (mm)
1 x E27 40W □
Black/Polished Chrome/Smoke Fade



contrasting
black base



HL3591 **NOW: £375.00**

Ø 500 ↓ 380-1880 (mm)

3 x E27 40W □

Black/Polished Chrome/Smoke Fade

BATTLIHORN

Images are not to scale

Range Characteristics:
Superior Fading Glass
Satin Aluminium Body
Mirror/Smoke Effect Shade



HL3593 **NOW: £209.00**
Ø 370 ↓ 210 (mm)
3 x E27 40W □
Black/Polished Chrome/Smoke Fade

*stand out
design*



*smoke
fade
glass*

HL3590 **NOW: £390.00**
↗ 200 ↓ 380-1880 ↔ 1000 (mm)
3 x E27 40W □
Black/Polished Chrome/Smoke Fade



oozes quality
& impact

mocha, polished
chrome & amber.
perfect colour
combinations



HL4261 **NOW: £129.00**

Ø 200 ↓ 380-1380 (mm)

1 x E27 40W □

Mocha/Polished Chrome/Amber

BATTLIHORN

Images are not to scale

Range Characteristics:
Superior Fading Glass
Satin Aluminium Body
Multiple Lamp Options



HL4404 **NOW: £392.00**
Ø 600 ↓ 355 (mm)
5 x E27 40W □
Mocha/Polished Chrome/Amber

suitable for low ceilings



HL4403 **NOW: £239.00**
Ø 540 ↓ 355 (mm)
3 x E27 40W □
Mocha/Polished Chrome/Amber



HL4266 **NOW: £90.00**
Ø 150 ↓ 260 (mm)
1 x E27 40W □
Mocha/Polished Chrome/Amber



switched

HL4267 NOW: £113.00

↑ 245 ↔ 150 ↔ 200 (mm)

1 x E27 40W ☐

Mocha/Polished Chrome/Amber



HL4264 NOW: £101.00

∅ 200 ↓ 255 (mm)

1 x E27 40W ☐

Mocha/Polished Chrome/Amber



warm light
output

HL4263 NOW: £375.00

∅ 500 ↓ 380-1880 (mm)

3 x E27 40W ☐

Mocha/Polished Chrome/Amber

BATTLIORN

Images are not to scale

Range Characteristics:
Superior Fading Glass
Satin Aluminium Body
Multiple Lamp Options



statement
fixtures

HL4262 **NOW: £390.00**
↗ 200 ↘ 380-1880 ↔ 1000 (mm)
3 x E27 40W ☐
Mocha/Polished Chrome/Amber

polished chrome
detail



HL4265 **NOW: £209.00**
∅ 370 ↘ 210 (mm)
3 x E27 40W ☐
Mocha/Polished Chrome/Amber



delicate ribbed glass

unique light refraction

light off

great colour combination



HL3437 **NOW: £190.00**

Ø 280 ↓ 350–1500 (mm)

3 x Integral LED 8W, 2160lm □

Polished Chrome/Black/Copper/Champagne/Smoked

TAGGLIAFERRO


The multiple pendant within this range hosts a trio of oval glass moulded with an ascetically pleasing rippled effect amplifying the coloured tints. Each glass which sits around the integral 4000K LED disks, is in a different translucent colour; champagne, smoked and copper. The single pendants and wall lamps included in this range each have one of the coloured glass to correspond with the triple pendant drawing more focus to a specific colour.

Range Characteristics:
4000K Natural White
Not Dimmable
3 Years Warranty



switched

HL4221 NOW: £93.00
↓ 380 ↔ 120 ↪ 190 (mm)
1 x Integral LED 6W, 720lm □
Polished Chrome/Black/Smoked



texture and Pearl effect

HL3434 NOW: £69.00
Ø 120 ↓ 350-1200 (mm)
1 x Integral LED 8W, 720lm □
Polished Chrome/Black/Smoked

which colour
would you
choose?



HL4222 **NOW: £93.00**
↓ 380 ↔ 120 ⇨ 190 (mm)
1 x Integral LED 6W, 720lm □
Polished Chrome/Black/Copper



HL3435 **NOW: £69.00**
∅ 120 ↓ 350–1200 (mm)
1 x Integral LED 8W, 720lm □
Polished Chrome/Black/Copper

I TAGGLIAFERRO

Images are not to scale

Range Characteristics:
4000K Natural White
Not Dimmable
3 Years Warranty



HL4220 **NOW: £93.00**

↓ 380 ↔ 120 ↔ 190 (mm)

1 x Integral LED 6W, 720lm □

Polished Chrome/Black/Champagne

special light effect
when switched on

HL3436 **NOW: £69.00**

∅ 120 ↓ 350-1200 (mm)

1 x Integral LED 8W, 720lm □

Polished Chrome/Black/Champagne



contrasting
black
metalwork

light off



HL3570 **NOW: £210.00**

Ø 185 ↓ 605–1605 (mm)

1 x E27 60W

Matt Black/Smoked

HELBRONNER

These cylindrical glass pendants present an inspired moulding creating a three dimensional spiral protrusion, extending around the shade. The three different frame colours available correspond the colour tint used for the glass itself; antique brass with amber glass, matt black with smoked glass or polished chrome with clear glass.

Range Characteristics:
3 Colour Options
Substantial Glass Shade
Up to 1.6m Height

light off



substantial
glass pendant

spiral design



HL3568 NOW: £210.00
Ø 185 ↓ 605-1605 (mm)
1 x E27 60W
Polished Chrome/Clear

44cm
of quality



HL3569 NOW: £210.00
Ø 185 ↓ 605-1605 (mm)
1 x E27 60W
Antique Brass/Amber



dual shade

HL3771

NOW: £125.00

Ø 200 ↑ 300–1795 (mm)

1 x E27 60W

Polished Chrome/Clear



1.5m suspension



NAPFSPITZE

These single pendants are available in four colour finishes; antique brass, antique copper, polished chrome and satin nickel. The clean metal cone shape holds the E27 lampholder and provides an open beam of light. The outer clear glass extends a little further than the lampholder cone so the illumination is has a more ambient dispersal.

Range Characteristics:
4 Colour Options
Bespoke Clear Glass
Twisted Cable Suspension

bespoke clear glass



HL3772 NOW: £125.00
Ø 200 ↓ 300-1795 (mm)
1 x E27 60W
Satin Nickel/Clear



HL3774 NOW: £125.00
Ø 200 ↓ 300-1795 (mm)
1 x E27 60W
Antique Copper/Clear

immaculate metallic finishes



HL3773 NOW: £125.00
Ø 200 ↓ 300-1795 (mm)
1 x E27 60W
Antique Brass/Clear



twisted clear cable



HL4463 NOW: £135.00
Ø 230 ↓ 440-1440 (mm)
1 x E27 40W
Satin Nickel/Clear/Opal



HL4465 NOW: £150.00
Ø 230 ↓ 380 (mm)
1 x E27 40W □
Satin Nickel/Clear/Opal

GAMSKOFEL

The smooth curves and shapes moulded into the glass in the Gamskofel range are set around the E27 lampholders within a substantial metal body. The creative contrast between the metal work and glass produce an effective impactive. The elegance of the long and shallow versions of glass are available as single pendant or a table lamp in two colour finishes.

Range Characteristics:
2 Shape Options
Mouth Blown Glass
Impressive Oversize Body



1m cable

chic opal glass



HL4466 **NOW: £162.00**
Ø 310 ↓ 280 (mm)
1 x E27 40W □
Satin Nickel/Clear/Opal

sleek satin body



HL4464 **NOW: £147.00**
Ø 310 ↓ 330-1330 (mm)
1 x E27 40W
Satin Nickel/Clear/Opal

10 different
glass colours
coming soon



lamp
within a
lamp



HL4135 **NOW: £150.00**

Ø 230 ↓ 380 (mm)

1 x E27 40W ☐

Ancient Brass/Clear



sizable glass shades

HL4136 **NOW: £162.00**

Ø 310 ↓ 280 (mm)

1 x E27 40W ☐

Ancient Brass/Clear

GAMSKOFEL

Images are not to scale

Range Characteristics:
2 Shape Options
Mouth Blown Glass
Impressive Oversize Body

10 different
glass colours
coming soon

remarkable
finishing



HL4134 NOW: £147.00
Ø 310 ↓ 330-1330 (mm)
1 x E27 40W
Ancient Brass/Clear



HL4133 NOW: £135.00
Ø 230 ↓ 440-1440 (mm)
1 x E27 40W
Ancient Brass/Clear



HL3438 **NOW: £87.00**

↓ 150 ↔ 150 ↗ 200 (mm)
1 x Integral LED 8W, 890lm
Polished Chrome/Smoked

*soft light
output*



HL3439 **NOW: £87.00**

↓ 150 ↔ 150 ↗ 200 (mm)
1 x Integral LED 8W, 890lm
Polished Chrome/Copper



toggle switch



HL3440 **NOW: £87.00**

↓ 150 ↔ 150 ↗ 200 (mm)
1 x Integral LED 8W, 890lm
Polished Chrome/Champagne

LAGGINHORN

The pendant within this range hosts a trio of oval glass moulded with an ascetically pleasing rippled effect amplifying the coloured tints. Each glass which sits around the integral 4000K LED disks, is in a different translucent colour. The LED wall lamps are available with one of the three coloured glass on the pendant so a colour theme can be built.

Range Characteristics:
4000K Natural White
Not Dimmable
3 Years Warranty

stylish

HL3441 **NOW: £195.00**
Ø 240 ↑ 610–1570 (mm)
3 x Integral LED 8W, 2600lm □
Polished Chrome/Copper/Champagne/
Smoked


delicate ribbed
glass

creative colour
combination





attention to design



mix, match, create



HL3789 & HL4305

HL3788 **NOW: £84.00**
Ø 140 ↑ 350-1840 (mm)
1 x E27 60W □
Brass Gold/Matt Black

DACHSTEIN

A group of E27 suspension kits with a more intricate frame design are available in a variety of colour finishes. In union with these kits this range also includes a selection of metallic tinted and ribbed glass in various colours which can be used to complement the pendant kits for a generic fixture or produce a mixed tone effect for something more bespoke.

Range Characteristics:

Mix & Match Range
Superior Glass Shades
Designer Metal Work

1.5m
fabric cable



HL3786 & HL3791



HL4438

NOW: £80.00

Aged Pewter/Matt Black



HL4439

NOW: £84.00

Antique Silver/Matt Black



HL3789

NOW: £80.00

Black Chrome/Matt Black



HL3787

NOW: £80.00

Copper/Matt Black



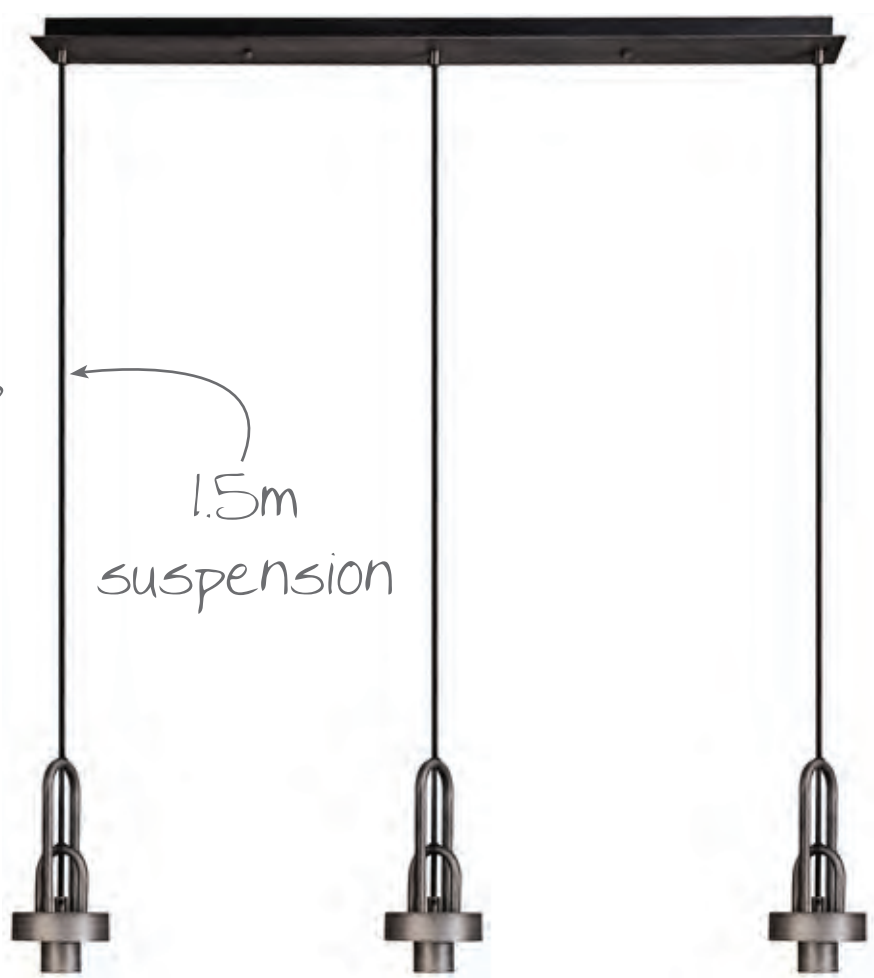
HL3786

NOW: £80.00

Polished Nickel/Matt Black



shiny globe of goodness



*1.5m
suspension*

HL4440 **NOW: £174.00**
↗ 110 ↘ 350-1850 ↔ 930 (mm)
3 x E27 60W □
Aged Pewter/Matt Black



delicate feathered glass

HL4316 & HL3794

DACHSTEIN

Images are not to scale

Range Characteristics:
Mix & Match Range
Superior Glass Shades
Designer Metal Work



HL4317 & HL4306



HL4318

NOW: £180.00

Brass Gold/Matt Black



HL4316

NOW: £180.00

Polished Nickel/Matt Black

*stunning colour
finishes*



HL4441

NOW: £207.00

Antique Silver/Matt Black



HL4317

NOW: £194.00

Copper/Matt Black



HL4319

NOW: £167.00

Black Chrome/Matt Black



copper/clear globe glass



HL4321 & HL4387

create your own design



HL4443 **NOW: £288.00**

↗ 110 ↘ 350-1850 ↔ 1400 (mm)

4 x E27 60W ☐

Antique Silver/Matt Black

DACHSTEIN

Images are not to scale

Range Characteristics:
 Mix & Match Range
 Superior Glass Shades
 Designer Metal Work




HL4442 & HL4388



HL4320

NOW: £249.00

Polished Nickel/Matt Black



*mix, match,
create*



HL4323

NOW: £249.00


Black Chrome/Matt Black



HL4322

NOW: £249.00

Brass Gold/Matt Black



HL4442

NOW: £249.00

Aged Pewter/Matt Black



HL4321

NOW: £267.00

Copper/Matt Black




sheer quality

HL3795 **NOW: £78.00**

Ø 160 ↓ 355 (mm)

Copper/Clear



mix, match,
create



35cm

HL3794 **NOW: £78.00**

Ø 160 ↓ 355 (mm)

Smoked/Clear



HL3790 **NOW: £89.00**

Ø 300 ↓ 270 (mm)

Brass Gold/Clear

DACHSTEIN

Images are not to scale

Range Characteristics:
Mix & Match Range
Superior Glass Shades
Designer Metal Work



HL3792 **NOW: £89.00**
Ø 300 ↓ 270 (mm)
Copper/Clear

hand painted finish
batch variations may occur



HL3793 **NOW: £78.00**
Ø 160 ↓ 355 (mm)
Brass Gold/Clear



HL3791 **NOW: £89.00**
Ø 300 ↓ 270 (mm)
Smoked/Clear

smooth and uniform
colour fade



HL4303 **NOW: £86.00**
Ø 300 ↓ 230 (mm)
Opal



HL4304 **NOW: £86.00**
Ø 300 ↓ 230 (mm)
Clear



HL4305 **NOW: £98.00**
Ø 300 ↓ 230 (mm)
Smoked



HL4306 **NOW: £98.00**
Ø 300 ↓ 230 (mm)
Champagne

high quality
ribbed effect
textured glass

Range Characteristics:


Mix & Match Range
Superior Glass Shades
Designer Metal Work



HL4386 **NOW: £74.00**
Ø 200 ↓ 320 (mm)
Opal



HL4387 **NOW: £74.00**
Ø 200 ↓ 320 (mm)
Clear



mix, match,
create



HL4388 **NOW: £80.00**
Ø 200 ↓ 320 (mm)
Smoked



HL4439 & HL4386



HL4389 **NOW: £80.00**
Ø 200 ↓ 320 (mm)
Champagne



frosted glass

self leveling



HL3103 **NOW: £221.00**
Ø 340 ↓ 470-1640 (mm)
1 x E27 60W
Polished Nickel/Frosted White

HL3102 **NOW: £221.00**
Ø 340 ↓ 470-1640 (mm)
1 x E27 60W
Antique Brass/Frosted White



adjustable

BOSSONS

The unique shape of this range project a modern ambience which is partnered with traditional colour finishes to create a more contemporary collection. Now available as a single one light flush fitting, one light pendant or three light bar pendant with a choice of optional shades in different shapes to shade the light emitted from the E27 lampholders. The distinctive inimitability of this design produces a prominent feature in any given space.

Range Characteristics:
3 Colour Options
Mix & Match Range
Robust Craftsmanship



HL3104 **NOW: £632.00**

↗ 340 ↘ 860-1880 ↔ 1250 (mm)

3 x E27 60W

Antique Brass/Frosted White

detachable rim




HL3105 **NOW: £632.00**

↗ 340 ↘ 860-1880 ↔ 1250 (mm)

3 x E27 60W

Polished Nickel/Frosted White

multiple height options




- 150mm

multiple drop rods included

- 2x300mm

- 400mm



can also be used with 30cm tiffany shades

adjustable




HL4381 & HL3122

HL4122 **NOW: £126.00**
↗ 130 ↘ 350-1500 ↔ 170 (mm)
1 x E27 60W
Polished Nickel

Range Characteristics:
3 Colour Options
Mix & Match Range
Robust Craftsmanship

self levelling



mix, match,
create




HL4381 NOW: £126.00
↗ 130 ↘ 350-1500 ↔ 170 (mm)
1 x E27 60W
Matt Black

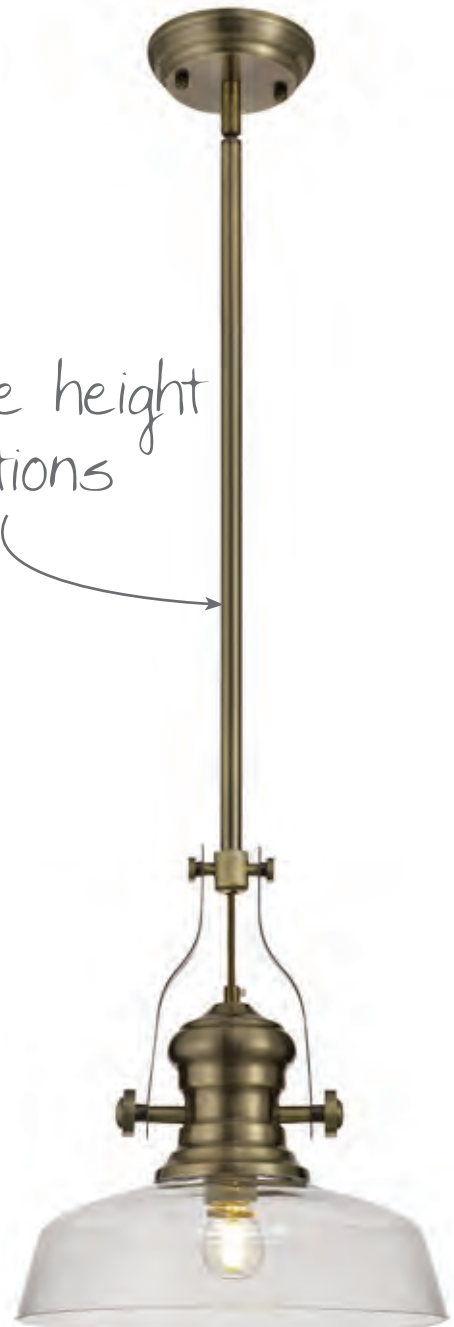
graphite,
satin nickel
& satin gold,
available soon



multiple height
options



HL4121 NOW: £126.00
↗ 130 ↘ 350-1500 ↔ 170 (mm)
1 x E27 60W
Antique Brass



HL4121 & HL4056



- 150mm

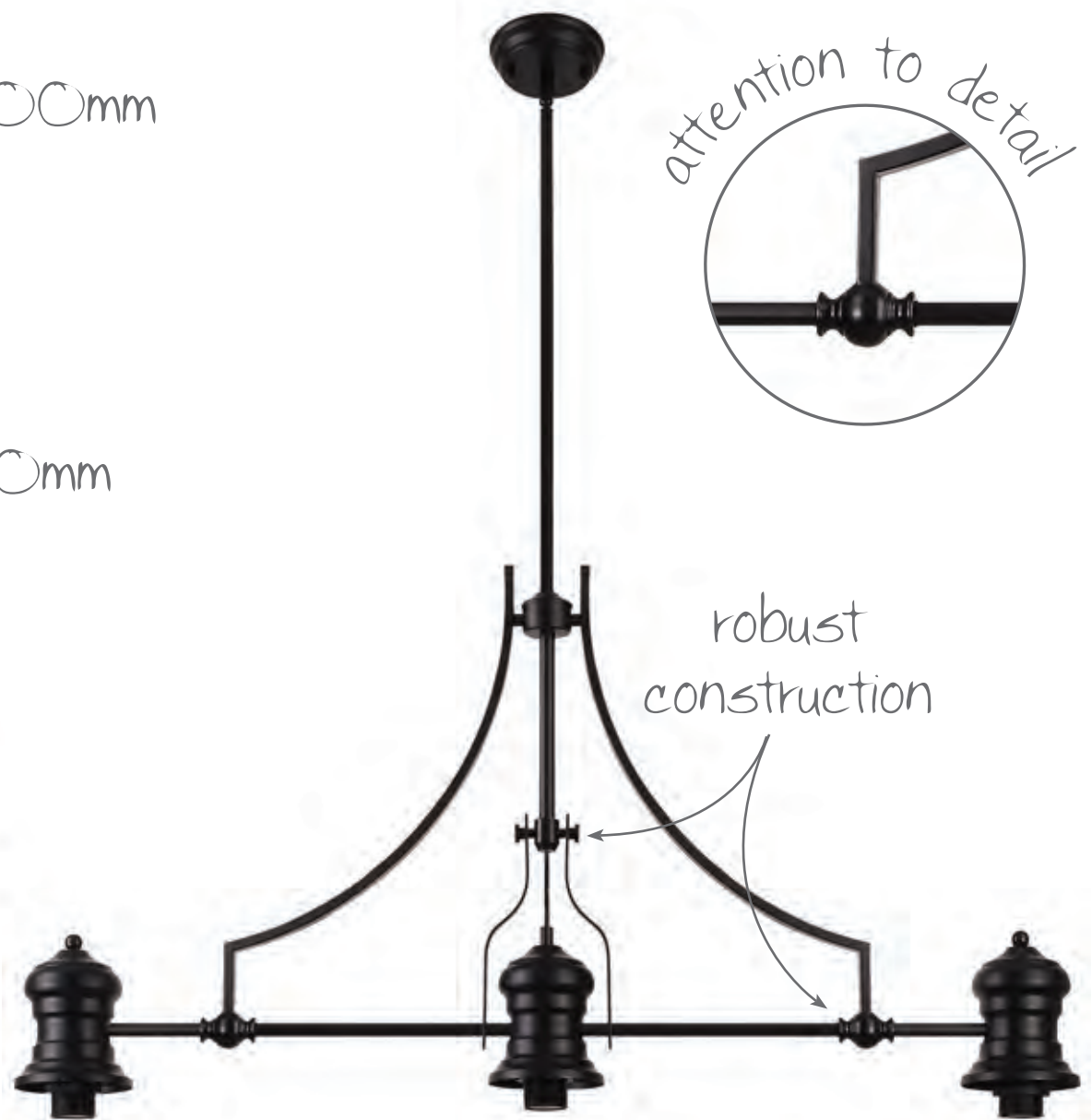
multiple drop rods included

- 2x300mm

- 400mm



HL4382 & HL3121



attention to detail

robust construction

HL4382 **NOW: £348.00**
↗ 110 ↘ 600-1735 ↔ 1010 (mm)
3 x E27 60W
Matt Black


BOSSONS

Images are not to scale

Range Characteristics:
3 Colour Options
Mix & Match Range
Robust Craftsmanship

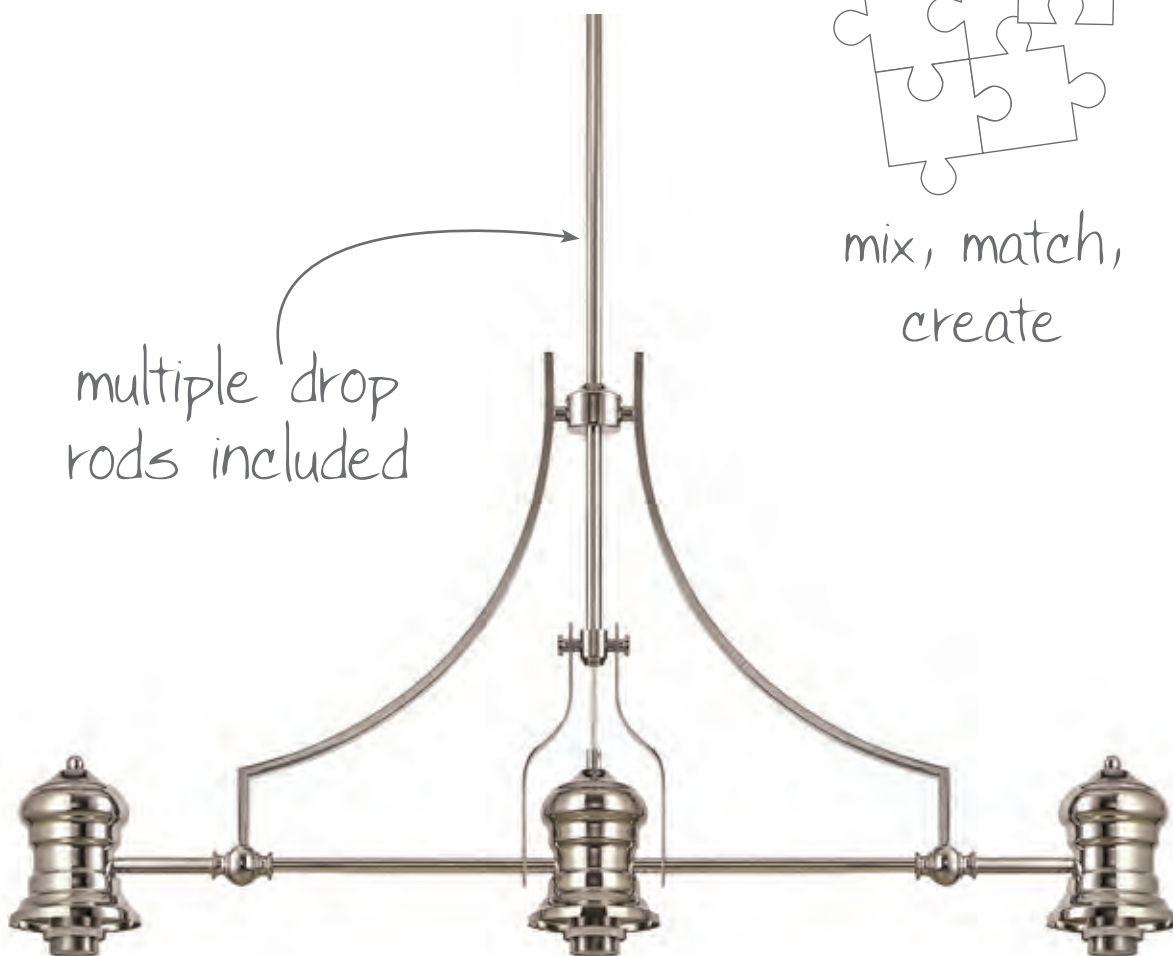


HL4123 **NOW: £348.00**
↗ 110 ↘ 600-1735 ↔ 1010 (mm)
3 x E27 60W
Antique Brass




mix, match,
create

multiple drop
rods included



HL4124 **NOW: £348.00**
↗ 110 ↘ 600-1735 ↔ 1010 (mm)
3 x E27 60W
Polished Nickel



ribbed
detail

attention to
detail



HL4307 **NOW: £51.00**

Ø 130 ↓ 110 (mm)

1 x E27 60W

Antique Brass




HL4309 **NOW: £51.00**

Ø 130 ↓ 110 (mm)

1 x E27 60W

Black



mix, match,
create



HL4308 **NOW: £51.00**

Ø 130 ↓ 110 (mm)

1 x E27 60W

Polished Nickel



HL4308 & HL4051

graphite, satin nickel
& satin gold
available soon

BOSSONS

Images are not to scale

Range Characteristics:
3 Colour Options
Mix & Match Range
Robust Craftsmanship



HL4308 & HL4383

accessories
for the range



HL3121 **NOW: £95.00**
Ø 310 ↓ 150 (mm)
Antique Brass/Frosted White



HL4383 **NOW: £95.00**
Ø 310 ↓ 150 (mm)
Matt Black/Frosted White/Sand
Black



HL3122 **NOW: £95.00**
Ø 310 ↓ 150 (mm)
Polished Nickel/Frosted White



HL4309 & HL4050

substantial,
superior quality
glass shades



HL4049 **NOW: £71.00**

Ø 300 ↓ 115 (mm)
Amber



HL4051 **NOW: £71.00**

Ø 300 ↓ 115 (mm)
Clear



HL4050 **NOW: £71.00**

Ø 300 ↓ 115 (mm)
Smoked

BOSSONS

The unique shape of this range project a modern ambience which is partnered with traditional colour finishes to create a more contemporary collection. Now available as a single one light flush fitting, one light pendant or three light bar pendant with a choice of optional shades in different shapes to shade the light emitted from the E27 lampholders. The distinctive inimitability of this design produces a prominent feature in any given space.

Range Characteristics:
11 Different Designs
Good Quality Glass
Standard 42mm Hole



HL4052 **NOW: £78.00**
Ø 300 ↓ 145 (mm)
Clear



HL4053 **NOW: £86.00**
Ø 300 ↓ 125 (mm)
Clear




HL4054 **NOW: £71.00**
Ø 300 ↓ 150 (mm)
Clear

38cm diameter



HL4055 **NOW: £120.00**
Ø 380 ↓ 185 (mm)
Clear



mix, match,
create



HL4057 **NOW: £113.00**
Ø 380 ↓ 145 (mm)
Clear



HL4056 **NOW: £84.00**
Ø 300 ↓ 130 (mm)
Clear

up to 38cm
diameter



HL4307 & HL4067



HL4059 **NOW: £78.00**
Ø 300 ↓ 120 (mm)
Clear

the champion at 5.5kg



HL4058 **NOW: £150.00**
Ø 380 ↓ 160 (mm)
Clear

Range Characteristics:
11 Different Designs
Good Quality Glass
Standard 42mm Hole



HL4067 **NOW: £77.00**
Ø 300 ↓ 145 (mm)
Clear

substantial,
superior quality
glass shades


prismatic effect



HL4060 **NOW: £60.00**
Ø 265 ↓ 120 (mm)
Clear



HL4126 **NOW: £83.00**
Ø 300 ↓ 140 (mm)
Clear



mix, match,
create



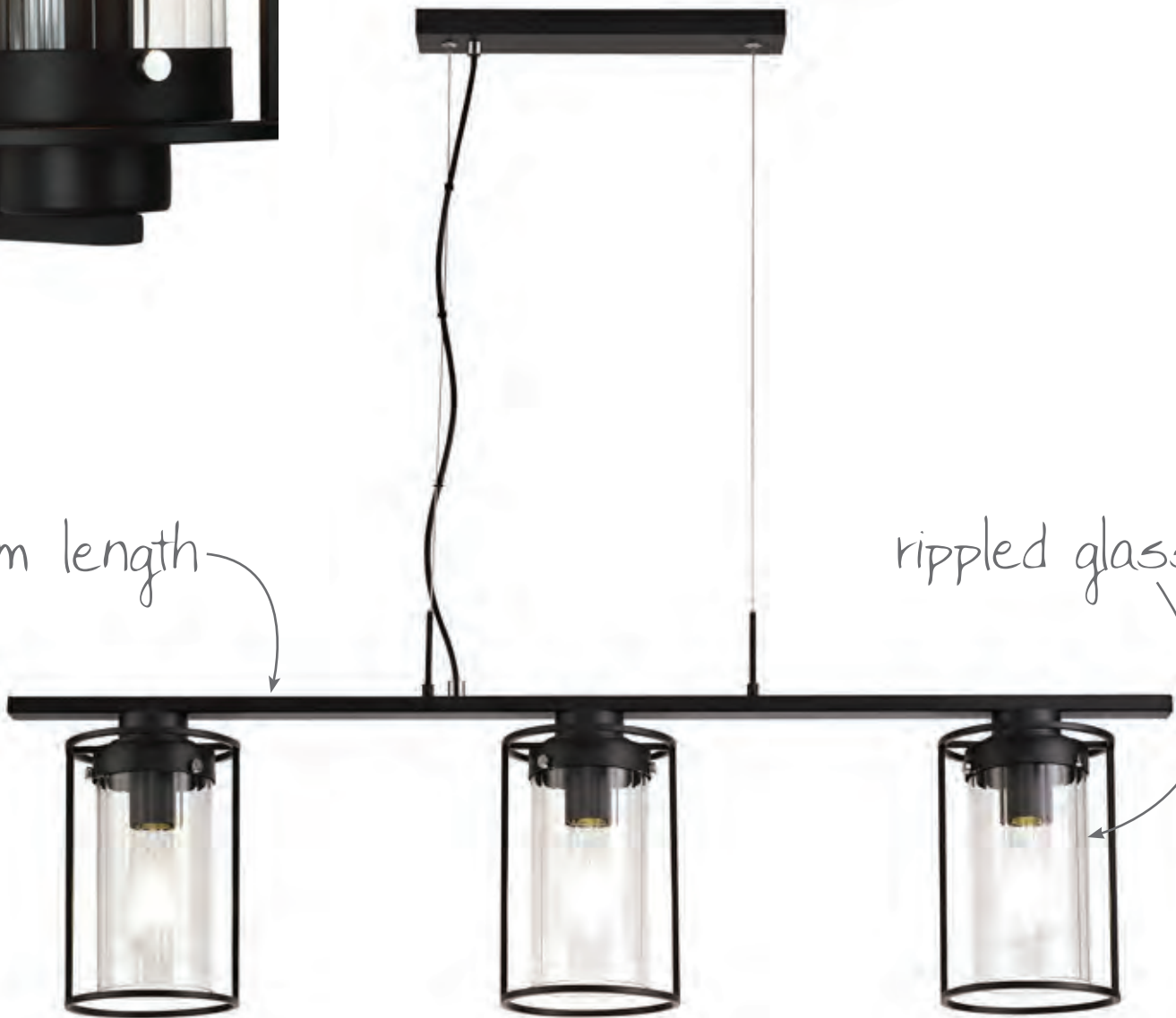
HL4125 **NOW: £96.00**
Ø 335 ↓ 155 (mm)
Clear



simple yet imposing
metal framework

1m length

rippled glass



HL3586 **NOW: £381.00**

↗ 150 ↘ 375-1380 ↔ 1000 (mm)

3 x E27 40W □

Black/Clear

EIGER

A complete collection including a linear three light pendant and singular one light pendant, with matching wall and table lamps available. The subtle line effect of these glass cylinders, which sit around the E27 lampholders, give the impression of caging around the lamp enhancing the minimalistic design of the slim black framework and providing ample light dispersion.

Range Characteristics:
Rippled Glass Shades
Black/Chrome Finishing
A Simplistic Effective Design



HL3587 NOW: £120.00
↓ 260 ↔ 150 → 205 (mm)
1 x E27 40W ☐
Black/Clear

*polished chrome
detail*



HL3585 NOW: £117.00
Ø 200 ↓ 335-1360 (mm)
1 x E27 40W ☐
Black/Clear



HL3588 NOW: £111.00
Ø 200 ↓ 275 (mm)
1 x E27 40W ☐
Black/Clear



concealed
light source



HL3098 NOW: £180.00
Ø 220 ↓ 1540 (mm)
1 x Integral LED 7W, 790lm
Black/Smoked



HL3096 NOW: £198.00
Ø 220 ↓ 1540 (mm)
1 x Integral LED 7W, 790lm
Antique Brass/Amber

complementing
glass finishes



HL3097 NOW: £198.00
Ø 220 ↓ 1540 (mm)
1 x Integral LED 7W, 790lm
Satin Nickel/Clear

CHARMOZ

This intriguing range economically uses minimal metalwork to structure its frame whilst still providing an interesting attractive form. The long capsule glass holding the integral 4000K LEDs are encircled by a slim single frame producing a modern design feature with few materials. This fully comprehensive collection allows you to choose this design in the form of multiple fittings.

Range Characteristics:
4000K Natural White
Not Dimmable
3 Years Warranty



HL3070 **NOW: £101.00**
↗ 120 ↘ 460-1460 ↔ 160 (mm)
1 x Integral LED 7W, 790lm
Black/Smoked



HL3069 **NOW: £110.00**
↗ 120 ↘ 460-1460 ↔ 160 (mm)
1 x Integral LED 7W, 790lm
Satin Nickel/Clear



HL3068 **NOW: £110.00**
↗ 120 ↘ 460-1460 ↔ 160 (mm)
1 x Integral LED 7W, 790lm
Antique Brass/Amber



HL3067 **NOW: £116.00**
∅ 150 ↘ 430 (mm)
1 x Integral LED 7W, 790lm
Black/Smoked



HL3066 **NOW: £129.00**
∅ 150 ↘ 430 (mm)
1 x Integral LED 7W, 790lm
Satin Nickel/Clear



HL3065 **NOW: £129.00**
∅ 150 ↘ 430 (mm)
1 x Integral LED 7W, 790lm
Antique Brass/Amber



stylish,
stunning &
subtle

62cm diameter!

crystal
embellishment

HL4425 **NOW: £899.00**
Ø 620 ↓ 780-2250 (mm)
6 x E27 40W
Polished Nickel/Clear

MADUN

Each E27 single pendant light in this range is fixed within a mesmerising structure formed by building together substantial clear crystal pieces with polished nickel frame. The first pendant is composed into a serene teardrop outline, while the second figure opts for a more angled shape and the third regal orb formations are available in three sizes.

Range Characteristics:
3 Distinct Shapes
Bespoke Curved Crystal
Luxurious Polished Nickel



encapsulated
3 light flemish

HL4138 **NOW: £426.00**
Ø 410 ↓ 560-1530 (mm)
3 x E27 40W
Polished Nickel/Clear



luxurious polished
nickel finish

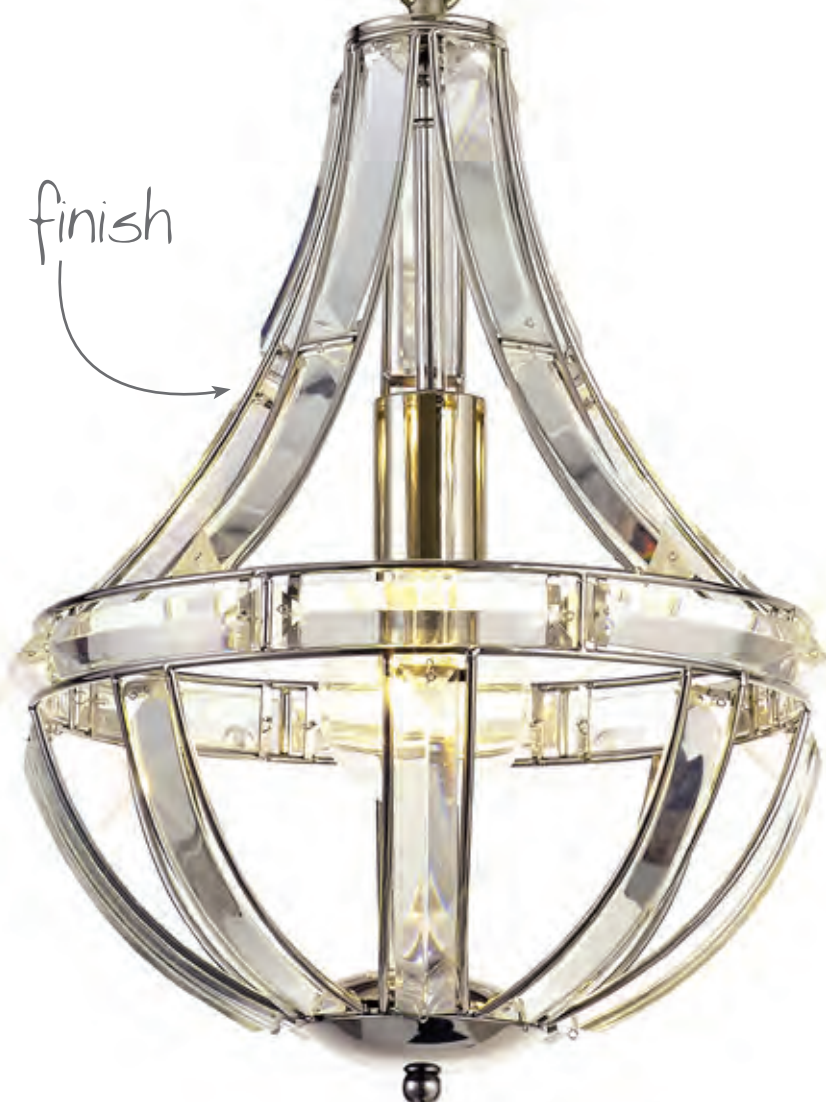
HL4137 **NOW: £269.00**
Ø 310 ↓ 450-1430 (mm)
1 x E27 40W
Polished Nickel/Clear



deluxe finish



bespoke
crystal
components



HL4139 **NOW: £296.00**

Ø 310 ↓ 440-1440 (mm)

1 x E27 40W

Polished Nickel/Clear

MADUN

Images are not to scale

Range Characteristics:
3 Distinct Shapes
Bespoke Curved Crystal
Luxurious Polished Nickel

1m of chain



opulent design

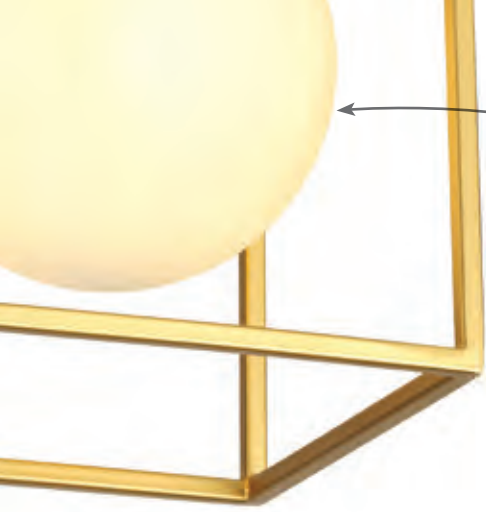


HL4140 **NOW: £395.00**

Ø 320 ↓ 480-1480 (mm)

3 x E27 40W

Polished Nickel/Clear



15cm opal
glass spheres

excellent
colour
combination



HL4483 NOW: £105.00
Ø 280 ↓ 380-1880 (mm)
1 x E14 40W
Matt Black/Gold/Frosted White



HL3564 NOW: £240.00
↗ 180 ↓ 245-1240 ↔ 700 (mm)
3 x E14 40W
Matt Black/Gold/Frosted White

CASTELLO

The clean square shapes of this comprehensive range emit a slightly art deco feel. The painted gold frame is perfectly offset against the matt black plates creating an attractive visual. The frames outline the opal glass globes housing the E14 lampholders while the open faced cube shape, in turn produces an ambient source of light in a stylish, fashionable feature.

Range Characteristics:
Black/Gold Combination
Impressive White Globe
Cube Based Design



HL3563 **NOW: £92.00**
↗ 180 ↘ 220 ↔ 180 (mm)
1 x E14 40W
Matt Black/Gold/Frosted White

*subtle gold
finish*




HL3565 **NOW: £102.00**
↘ 150 ↔ 160 ↔ 260 (mm)
1 x E14 40W
Matt Black/Gold/Frosted White

switched



HL3566 **NOW: £103.00**
↗ 180 ↘ 225 ↔ 180 (mm)
1 x E14 40W □
Matt Black/Gold/Frosted White



attention to detail

HL4459 **NOW: £134.00**


Ø 380 ↓ 375-1375 (mm)

1 x E27 60W

Matt Black/Gold Inner

twisted fabric cable

luxurious gold inner



hexagonal metal shade




MARBORE

These frames are formed from a larger dome shape and a shallow dish both positioned in different directions to mimic the outline of a serving bowl. The slim diffuser where each piece meets has been added to give a soft halo of light in-between both shapes projected from the E27 lampholder which dispels the main source of light from the larger open shade.

Range Characteristics:
Modern Geometric Design
Impressive Contrast
Multiple Lamp Options

Opulent silver inner



HL4460 NOW: **£134.00**

Ø 380 ↓ 375-1375 (mm)

1 x E27 60W

White/Silver Inner

Sumptuous white inner



HL4461 NOW: **£134.00**

Ø 380 ↓ 375-1375 (mm)

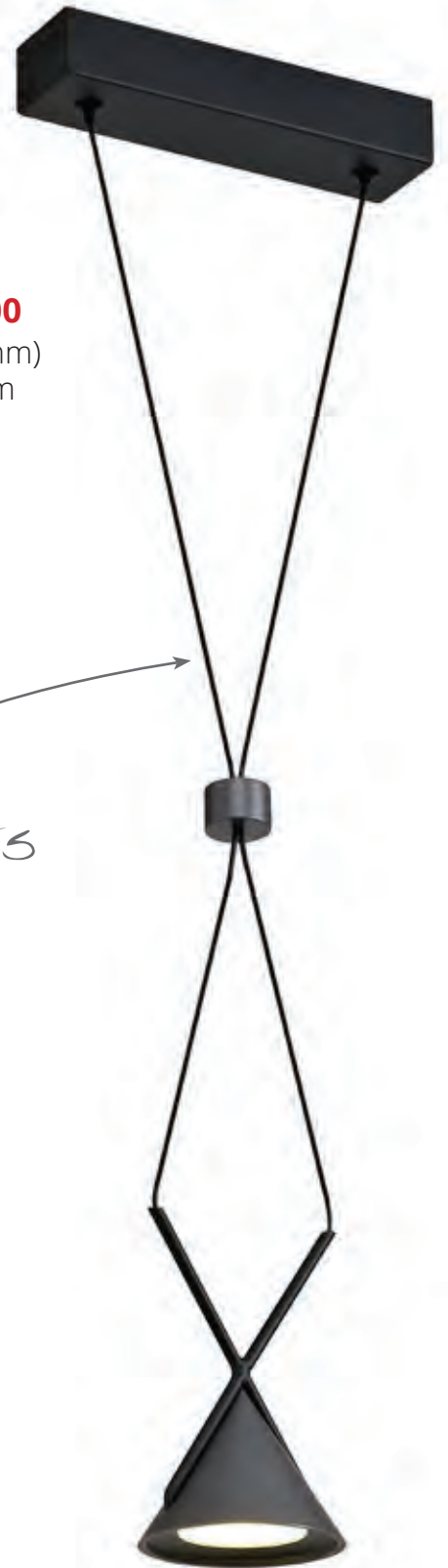
1 x E27 60W

Graphite/White Inner



subtle grey finish

HL3447 **NOW: £101.00**
↗ 90 ↕ 200-1680 ↔ 200 (mm)
1 x Integral LED 3W, 110lm
Sand Black/Grey



symmetry meets design



HL3449 **NOW: £89.00**
↕ 100 ↔ 100 ↔ 115 (mm)
1 x Integral LED 3W, 110lm
Sand Black/Grey

ROTSPITZE

A modern collection that uses a theme of triangular shapes, this range sits small cone shades which house the integral LEDs inside the bottom of a cross shape. The two suspension cables for each shade are held together by a small cylinder that can be slid along the cables to create shapes along the drop that seamlessly coordinate with the style of the frame.

Range Characteristics:
3000K Warm White
Not Dimmable
3 Years Warranty

90cm length



HL3448 **NOW: £275.00**
↗ 90 ↘ 200-1680 ↔ 900 (mm)
3 x Integral LED 3W, 350lm
Sand Black/Grey

3000K
warm white

lines
of perfection



sophisticated
texture

halo
effect

polished chrome
detail

pendant
perfection

HL3408 NOW: £102.00
↗ 130 ↘ 445-1950 ↔ 245 (mm)
1 x E27 60W
Coffee/Polished Chrome

SEROTTINI

The polished chrome ring featured on these single pendants creates a halo effect above the top of the narrow cylindrical shade which is stylish when the light is not in use yet projects the light form the E27 lampholder when illuminated. This range is available in three shade colour finishes; coffee, gold and satin nickel giving a suitable option to complement most décor.

Range Characteristics:
3 Attractive Colour Options
Satin Aluminium Shade
Impressive Chrome Ring

HL3407 NOW: £102.00
↗ 130 ↘ 445-1950 ↔ 245 (mm)
1 x E27 60W
Satin Nickel/Polished Chrome



up to 2m drop



sophisticated satin
aluminium colour finishes

HL3409 NOW: £102.00
↗ 130 ↘ 445-1950 ↔ 245 (mm)
1 x E27 60W
Gold/Polished Chrome/Gold Shimmer



HL3724 **NOW: £255.00**

↗ 300 ↓ 1790 ↔ 580 (mm)

1 x E27 40W □

Matt Black/Antique Brass/Khaki



substantial
shade

HL3726 **NOW: £58.00**

∅ 170 ↓ 320-1830 (mm)

1 x E27 40W

Matt Black/Antique Brass/Khaki



HL3729 **NOW: £212.00**

↗ 170 ↓ 320-1820 ↔ 770 (mm)

3 x E27 40W

Matt Black/Antique Brass/Khaki



SOPRANA

This range awards original features to a classic design concept. A familiar metal, narrow domed shade houses the E27 lampholder. The most unique aspect is the colour on the inside of each shade which is a khaki finish; in order to accentuate this, the edges around the shades have small oval cut-outs to display the inner shade and create fascinating shadows.


HL3725 **NOW: £50.00**

↓ 160 ↔ 120 ↗ 210 (mm)
1 x E27 40W

Matt Black/Antique Brass/Khaki



Range Characteristics:
Distinct Khaki Interior
Oversized Floor Lamp
Adjustable Heads




toggle switch

HL3723 **NOW: £72.00**

↗ 150 ↓ 440 ↔ 250 (mm)
1 x E27 40W □

Matt Black/Antique Brass/Khaki

adjustable head



khaki interior

HL3728 **NOW: £94.00**

∅ 265 ↓ 440-1940 (mm)
1 x E27 40W

Matt Black/Antique Brass/Khaki



HL3727 **NOW: £75.00**

∅ 215 ↓ 360-1860 (mm)
1 x E27 40W

Matt Black/Antique Brass/Khaki



beautiful colour combination



adjustable

HL3739 **NOW: £81.00**

↓ 265 ↔ 160 ↔ 225 (mm)

1 x E27 60W

Antique Silver/Copper/White



modern angled design

HL3740 **NOW: £95.00**

↗ 160 ↓ 500 ↔ 315 (mm)

1 x E27 60W □

Antique Silver/Copper/White

toggle switch



HL3741 **NOW: £179.00**

∅ 270 ↓ 1560 (mm)

1 x E27 60W □

Antique Silver/Copper/White

EGGISHORN

This comprehensive collection uses varied components in both an antique silver and copper colour finish to present an industrialised effect, becoming increasingly popular with interior design. The combination gives the impression of recycled materials that have been reimagined as modernised metallic lighting fixtures to add charm and character to any given setting.

Range Characteristics:
Superb Colour Contrast
Gloss White Interior
Great Attention To Detail



HL3736 NOW: £68.00
Ø 160 ↓ 320-1200 (mm)
1 x E27 60W
Antique Silver/Copper/White

twisted fabric
cable



HL3737 NOW: £90.00
Ø 250 ↓ 300-1500 (mm)
1 x E27 60W
Antique Silver/Copper/White

special colour finish



HL3738 NOW: £140.00
Ø 330 ↓ 400-1500 (mm)
1 x E27 60W
Antique Silver/Copper/White



braided
black cable

painted
gold

HL4378 NOW: £99.00
Ø 400 ↓ 220-1220 (mm)
1 x E27 60W □
Painted Gold

get creative
with the
lamps

HL4377 NOW: £111.00
Ø 400 ↓ 300-1300 (mm)
1 x E27 60W □
Painted Gold

VIGNEMALE


Available in two colour finishes, this ranges unique appearance resembles a wired cage that has been manipulated into two eye catching shapes. The open framework allows for a greater dispersal of illumination from the E27 lampholders. These single pendants can be used as a lone lighting source or grouped together to form a more unusual and substantial feature.

Range Characteristics:
Eye Catching Design
1m Braided Cable
Multiple Lamp Options



HL4379 **NOW: £111.00**
Ø 400 ↓ 300-1300 (mm)
1 x E27 60W □
Graphite

unique hand
crafted shades



HL4380 **NOW: £99.00**
Ø 400 ↓ 220-1220 (mm)
1 x E27 60W □
Graphite

Range Characteristics:
3700K Warm White
Not Dimmable
3 Years Warranty



discrete light source



HL4141 **NOW: £140.00**
Ø 280 ↓ 420-1400 (mm)
1 x Integral LED 8W, 200lm
Matt Grey/White

latest design & colour finish



HL4142 **NOW: £179.00**
Ø 350 ↓ 490-1470 (mm)
1 x Integral LED 10W, 250lm
Matt Grey/White


MARESENSPITZ

The triangular cut-outs of this pendant range form a three dimensional diamond construct. It's integral 3700K LEDs sit within an opal diffuser around the inside of the open ring at the bottom of the matt grey shade. This open feature creates a halo of light beneath the pendant, which also disperses to illuminate the diamond shape producing a riveting effect.

Range Characteristics:
3 Distinct Shapes
Polished Brass Finish
Geometric Based Design



HL3192 **NOW: £84.00**
Ø 210 ↓ 375–1375 (mm)
1 x E27 60W
Polished Brass



HL3194 **NOW: £122.00**
Ø 400 ↓ 250–1250 (mm)
1 x E27 60W
Polished Brass

limited
polished brass
finish

geometrical design



HL3193 **NOW: £116.00**
Ø 400 ↓ 200 (mm)
1 x E27 60W
Polished Brass

CRISTALLINA

A body of open triangular and diamond shapes are tiled together to create a prismatic optical illusion around the E27 lampholder. The traditional polished brass finish ensures this range can be used to enhance the character and eye-catching design of a rustic or contemporary setting with optimum illumination with the open frame feature.



on trend
with
geometrics

black & gold
with a modern twist



HL3127 NOW: £73.00
Ø 160 ↓ 340-1340 (mm)
1 x E27 60W
Painted Gold/Sand Black



HL3128 NOW: £95.00
Ø 250 ↓ 430-1430 (mm)
1 x E27 60W
Painted Gold/Sand Black

RUVI

The open areas of the these single pendants form an uninhibited ambient distribution. Numerous different irregular shapes form the metal framework in three high quality colour options producing an overall acorn shape with a distinctive narrow angled point. Available in three sizes these E27 pendants are sure to complement a modern edgy setting.

Range Characteristics:

3 Colour Options

3 Distinct Sizes

Random Unique Design

1m braided black cable

attention to detail

stunning finishes



HL3129 **NOW: £111.00**

Ø 260 ↓ 555-1555 (mm)

1 x E27 60W

Painted Gold/Sand Black

1m braided cable



HL3130 **NOW: £73.00**
Ø 160 ↓ 340-1340 (mm)
1 x E27 60W
Antique Brass



HL3131 **NOW: £95.00**
Ø 250 ↓ 430-1430 (mm)
1 x E27 60W
Antique Brass



HL3132 **NOW: £111.00**
Ø 260 ↓ 555-1555 (mm)
1 x E27 60W
Antique Brass

random design
creates a perfect pendant

Range Characteristics:
3 Colour Options
3 Distinct Sizes
Random Unique Design



HL3138 **NOW: £73.00**
Ø 160 ↓ 340-1340 (mm)
1 x E27 60W
Black Nickel



HL3160 **NOW: £111.00**
Ø 260 ↓ 555-1555 (mm)
1 x E27 60W
Black Nickel

*unique design
on each side*



HL3159 **NOW: £95.00**
Ø 250 ↓ 430-1430 (mm)
1 x E27 60W
Black Nickel

*opulent
black chrome finish*



HL4324 **NOW: £330.00**
Ø 630 ↓ 810–2150 (mm)
6 x E14 60W
Black/Gold

MALDITO

The combination of metallic framework with a darker decorative embellishment has proved excessively popular with some of our other ranges. In order to offer more style options within this concept we have now designed a new pendant collection. Mimicking astrological rings the darker metalwork erratically frames the central E14 lampholders of this six light in a globe shape, available in either black and gold or anthracite and satin nickel.

Range Characteristics:
Impressive 2 Tone Finish
Adjustable Rings
Sleek Contemporary Design

2 tone ceiling
box

anthracite with a
touch of
modern satin

HL4325 **NOW: £330.00**
Ø 630 ↓ 810-2150 (mm)
6 x E14 60W
Anthracite/Satin Nickel

every detail
matters

Range Characteristics:
Black/Gold Combination
Various Height Options
Sweeping Line Design

HL3101 **NOW: £177.00**
Ø 435 ↓ 375–870 (mm)
4 x E14 40W
Black/Satin Gold

multiple height options

harmonic design

BREVENT

This intricately structured frame encircles the four E14 lampholders with overlapping angled rings. The chaotic positioning of this central feature is brought into order by the slightly wider, vertical rings positioned at the top and bottom of the frame producing a drum like shape overall. This pendant with contrasting colour finishes emits a classical distinguished air.

attention to detail

Range Characteristics:
Black/Gold Combination
Double Sphere Concept
2 Tone Ceiling Box



rich colour combination

HL3822 **NOW: £168.00**
Ø 400 ↓ 450-1433 (mm)
1 x E27 60W
Black/Satin Gold

GRIVOLA

This pendant is most suitable for use in a traditional setting with its rustic combination of black and satin gold colour finishes. The two larger black rings outline the frame whilst the smaller satin gold rings overlap within the centre to project an orbital illusion surrounding the E27 lampholder and creates a rich colour combination.

Range Characteristics:
Superior Craftsmanship
All Metal Construction
Up to 1.7m Overall Height



HL3019 **NOW: £135.00**
Ø 510 ↓ 320-1720 (mm)
1 x E27 40W
Matt Black

maximum height
1.7m

complete metal
structure



51cm

KOLBENSPIITZE

This E27 pendant has a distinctive design that will insert a modern atmosphere in any room setting. The wire like frame is manipulated and bent into narrow curves, fanned into a 3D shape around the lampholder. Open sections around the wire structure provide and optimum dispersal of illumination. The matt black finish furthers the unique appeal of this singular fixture.

Range Characteristics:
Great 3 in 1 Concept
Black/Gold Combination
Versatile Simple Design



3 versatile hanging methods

gorgeous contrast

HL3567 **NOW: £153.00**
Ø 430 ↓ 138/348/370-1410 (mm)
1 x E27 60W
Black/Gold

POURRI

This lone fitting is a 3 in 1 product that can be used as either a one light pendant, semi flush light or flush ceiling light. If this appealing circular design with the popular, stylish black and gold colour finish is ideal for your desired room setting, there is no need for concern regarding the fitting height within the size of the area due to its enhanced adaptability.



on trend

attention to detail



HL3412 **NOW: £92.00**
↓ 330 ↔ 200 ↳ 120 (mm)
1 x E27 60W
Sand Gold/Matt Black



rich colour combination

HL3411 **NOW: £78.00**
↗ 110 ↓ 470-1470 ↔ 250 (mm)
1 x E27 60W □
Sand Gold/Matt Black

WISSIGSTOCK

This range uses a minimal amount of framework to ensure the optimum amount of light is provided from the E27 lamp used, without compromising the unique and attractive design. The singular hoop around the lampholder is enhanced by the sand gold colour finish which perfectly offsets against the matt black plates and cable giving an art deco atmosphere.

Range Characteristics:
Black/Gold Combination
Versatile Simple Design
Great With Vintage Lamps

HL3410 **NOW: £65.00**

↗ 110 ↘ 350-1350 ↔ 200 (mm)
1 x E27 60W □
Sand Gold/Matt Black

discs and rings make modern lighting choices



gorgeous contrast



HL3413 **NOW: £93.00**

↗ 130 ↘ 480 ↔ 200 (mm)
1 x E27 60W □
Sand Gold/Matt Black



HL3004 **NOW: £89.00**

Ø 380 ↓ 320-1820 (mm)

1 x E27 40W

Graphite/Satin Nickel/White

PARPAILLON

A uniform bowl shape forming the frame of this collection, provides ample shade for the downward directionality of light from the E27 lampholder which it houses. Their dome ceiling cups reflect the form of the metal shade's shape allowing a cohesive design. Each colour is available in two sizes allowing them to be used as a lone light or as a group to build feature.

Range Characteristics:
3 Colour Options
Gloss White Interior
1.5m PVC Cable




up to 1.8m
drop

HL3007 **NOW: £89.00**

Ø 380 ↓ 320-1820 (mm)

1 x E27 40W

Sand Grey/Satin Nickel/White



satin nickel
detail

HL3010 **NOW: £89.00**

Ø 380 ↓ 320-1820 (mm)

1 x E27 40W

Sand White/Satin Nickel/White



smooth
colour finish



matching dome shaped ceiling cup

HL4199 **NOW: £218.00**

Ø 500 ↓ 445–1945 (mm)

1 x E27 40W

Sand Grey/Satin Nickel

impressive 50cm
diameter



PARPAILLON

Images are not to scale

Range Characteristics:
3 Colour Options
Gloss White Interior
1.5m PVC Cable



HL4198 NOW: £218.00
Ø 500 ↓ 445-1945 (mm)
1 x E27 40W
Graphite/Satin Nickel

3 great
colour options

gloss white
inner



HL4200 NOW: £218.00
Ø 500 ↓ 445-1945 (mm)
1 x E27 40W
Sand White/Satin Nickel

Range Characteristics:
2 Colour Options
Gloss White Interior
Superior Gloss Exterior

high gloss
finish

gloss white
inner



HL3598 **NOW: £239.00**
Ø 500 ↓ 265-1500 (mm)
1 x E27 60W
Gloss White



50cm diameter



HL3597 **NOW: £239.00**
Ø 500 ↓ 265-1500 (mm)
1 x E27 60W
Gloss Black/Gloss White

TRIGLAV

A wide dispersal of light is offered by the large open shades on these single pendants. The high gloss black and high gloss white colour finishes transform a simplistic downward lighting format into a must have modern designer collection. Each fitting can take a maximum 60W E27 lamp granting the usage of a range of lamps to suit your lighting needs.

Range Characteristics:
2 Size Options
Black/Gold Combination
Double Mesh Design

sophisticated
satin gold



HL3603 **NOW: £99.00**
Ø 220 ↓ 280-1300 (mm)
1 x E27 60W
Matt Black/Satin Gold

perforated
metal mesh



HL3604 **NOW: £125.00**
Ø 280 ↓ 340-1330 (mm)
1 x E27 60W
Matt Black/Satin Gold

SCHNEEKARKOPF

An urban, industrial tone is inspired by these single pendants. Available in a large or small version the overlapping cylindrical forms are composed from sheets of mesh metal pieces. The tall narrow inner cylinder is a satin gold finish and the contrasting outer ring is shorter with a matt black finish. Each pendant takes a maximum 60W E27 lamp.

Range Characteristics:
2 Exclusive Finishes
3 in 1 Concept
Versatile Simple Design



HL3595 **NOW: £147.00**
Ø 300 ↓ 155/375/380-1420 (mm)
1 x E27 60W
Wood Effect

wood effect
finish



HL3596 **NOW: £147.00**
Ø 300 ↓ 155/375/380-1420 (mm)
1 x E27 60W
Marble Effect

unique marble
finish

3 versatile
hanging methods

VENOSC

This modern single pendant design uses a smooth, round, shallow frame to hold the E27 lampholder providing substantial presence with its rare wood or marble effect finish without impeding the ambient illumination from the chosen lamp. This concept permits the maximum lighting output without compromising unique design.

Range Characteristics:
3 Distinct Shapes
Luxurious Polished Nickel
Sweeping Lines Design



HL3135 NOW: £117.00
Ø 400 ↓ 220–1220 (mm)
1 x E27 60W
Polished Nickel

*stylish polished
nickel finish*



HL3137 NOW: £92.00
Ø 250 ↓ 310–1310 (mm)
1 x E27 60W
Polished Nickel

*gentle curves of
symmetry*



HL3136 NOW: £83.00
Ø 180 ↓ 410–1410 (mm)
1 x E27 60W
Polished Nickel

ROSENJOCH

This range hosts a trio of traditional pendants with distinctly varied shapes. Their composition of hollow diamonds encircle the E27 lampholder of each fitting creating a more ambient dispersal of light. This structure is available as either an elliptical sphere, curved cylinder or sphere shape, to suit your personal preference and lighting requirements.



sleek ceiling
cup



spherical crystal




HL3348 **NOW: £336.00**
Ø 330 ↓ 300–2300 (mm)
3 x Integral LED 5W, 268lm
Polished Chrome/Clear/Frosted

HL3346 **NOW: £123.00**
Ø 60 ↓ 400–2460 (mm)
1 x Integral LED 5W, 118lm
Polished Chrome/Clear/Frosted

KALKWAND

These pendants offer a sleek and ultra modern design that creates a futuristic aura with their slim polished chrome tubes. The integral LEDs emit a warm light filtered through the clear acrylic section at the bottom of each cylinder and the substantial crystal sphere which produces spectral patterns with its faceted cut, making these pendants very desirable products.



Range Characteristics:
3000K Warm White
Not Dimmable
3 Years Warranty



HL3347 **NOW: £333.00**
↗ 100 ↕ 320-2320 ↔ 710 (mm)
3 x Integral LED 5W, 304lm
Polished Chrome/Clear/Frosted



HL3163 **NOW: £354.00**
Ø 350 ↓ 360–2350 (mm)
3 x Integral LED 5W, 447lm
Satin Brown/Frosted White/Frosted

JORASSES

A collection of sleek pendants, the modern flared cone shape creates a funnel effect enhancing the light emitted from the integral 3000K LEDs. The satin brown colour finish of the metal framework provides a more adaptable option for neutral room settings where a warmer feature is required, without compromising the benefits of modern LED technology.

compact ceiling box

Range Characteristics:
3000K Warm White
Not Dimmable
3 Years Warranty

HL3161 **NOW: £102.00**

Ø 100 ↓ 360-2355 (mm)
1 x Integral LED 5W, 213lm
Satin Brown/Frosted White/Frosted

unique colour finish

up to 2.3m
drop



HL3162 **NOW: £360.00**

↗ 100 ↓ 370-2350 ↔ 800 (mm)
3 x Integral LED 5W, 431lm
Satin Brown/Frosted White/Frosted

Range Characteristics:

- 4 Colour Options
- Perfect Metallic Finish
- Effective Light Spill

HL3601 NOW: £155.00

Ø 350 ↓ 280-1500 (mm)

1 x E27 60W

Gloss Coffee

attractive light spill

HL3600 NOW: £155.00

Ø 350 ↓ 280-1500 (mm)

1 x E27 60W

Copper

HL3602 NOW: £155.00

Ø 350 ↓ 280-1500 (mm)

1 x E27 60W

Antique Bronze

*flawless
metallic finish*

HL3599 NOW: £155.00

Ø 350 ↓ 280-1500 (mm)

1 x E27 60W

Satin Nickel

CHARBONNEL

These frames are formed from a larger dome shape and a shallow dish both positioned in different directions to mimic the shape of a serving bowl. The slim diffuser where each piece meets has been added to give a soft halo of light in-between both shapes projected from the E27 lampholder which dispels the main source of light from the larger open shade.

Range Characteristics:
2 Distinct Shapes
Geometrical Design
1m Black Fabric Cable



HL3133 **NOW: £83.00**
Ø 260 ↓ 300-1300 (mm)
1 x E27 60W
Antique Copper/Black

contrasting fabric cable



exceptional antique copper finish



HL3134 **NOW: £108.00**
Ø 360 ↓ 255-1250 (mm)
1 x E27 60W
Antique Copper/Black

geometrical design

BALMHORN

With geometric shapes and form, this range includes two pendants finished in a stunning antique copper, ideal for use within a traditional atmosphere or even to bring a touch of contemporary ambience to a modern space. The wired format of the metalwork allows an open uninhibited dispersal of light from the E27 lampholder.

CONTEMPORARY
 ILLUMINATION
 ADJUSTABLE
 SHADES
 TIFFANY
 MODERN
 INDUSTRIAL
 LANTERN
 WALL LIGHTS
 QUIRKY
 COLOUR CHANGING
 ACCENT
 GLASS
 INNOVATIVE
 PAINTABLE
 LIGHTING
 REFLECTIVE
 PAL
 STUNNING
 HAND CRAFTED
 NON ELECTRIC
 LED
 RECESSED WALL LIGHT
 LUMINAIRE
 EXCLUSIVE
 KITCHEN
 DRIVE OVER
 PENDANT
 DECORATIVE
 BATHROOM
 VICTORIAN
 OUTDOOR
 CRYSTAL
 DOUBLE
 INSPIRED
 INSULATED
 FILAMENT
 BIDIRECTIONAL
 UNIQUE
 AMBIENT
 BY

Harborough Lights
 13, Manor Walk, Market Harborough, LE16 9BP
 Tel: 01858 467716
www.harboroughlights.co.uk - dal63@hotmail.co.uk