



Cruise Planning Timeline

Your step-by-step guide to a smoother sailing experience

Avoid **last-minute stress** by planning early, tracking key dates, and avoiding **missed deadlines** that can lead to **expensive mistakes**.

As of June 2026



12+ MONTHS BEFORE

The Best Time to Book

Start here: Choose your cruise line, destination, and preferred sailing dates as early as possible.

- Compare cruise lines, itineraries, and ship features.
- Set a realistic budget for cruise fare, airfare, pre-cruise hotel, excursions, and gratuities.
- Check whether you need a **passport**, visa, or any destination-specific documentation.
- Research the best stateroom type for your travel style.
- Watch for early booking promotions and deposit requirements.

Travel Advisor Insight

Booking early often gives you the best mix of cabin selection, pricing, and promotional perks — especially for peak-season sailings and popular cruise lines.



6 MONTHS BEFORE

Lock In the Details

At this stage: Confirm your reservation, review payment dates, and begin planning logistics around your sailing.

- Verify your **final payment** schedule and cancellation policy.
- Book airfare and pre-cruise accommodations if needed.
- Review passport expiration dates and renewal timelines.
- Reserve shore excursions, specialty dining, and onboard add-ons where applicable.
- Consider travel insurance coverage for trip interruption and medical emergencies.

Travel Advisor Insight

Popular shore excursions and dining times can sell out fast. If your cruise line offers advance booking, use it to protect your first-choice options.



3 MONTHS BEFORE

Fine-Tune Your Plans

Now is the time to confirm the practical details.

- Recheck all travel documents, including **passport** validity and required entry forms.
- Make a packing plan based on destination weather and onboard dress codes.
- Organize transportation to the port and any hotel stays before embarkation.
- Review your cruise line app or cruise planner for activity reservations.
- Keep a running list of medications, essentials, and travel accessories.

Travel Advisor Insight

This is a smart time to double-check any special requests, mobility needs, or dietary preferences so the cruise line has time to prepare.



1 MONTH BEFORE

The Final Countdown

Focus on confirmation and organization.

- Complete your **final payment** if it has not already been made.
- Download or print boarding passes, luggage tags, and travel documents.
- Review cruise line rules for prohibited items, luggage limits, and embarkation timing.
- Notify your bank and credit card provider of international travel if needed.

- Pack important medications, travel insurance information, and contact details in your carry-on.



FINAL WEEK BEFORE SAILING

Last Checks Before You Leave











Use this week to confirm everything twice.

- Reconfirm your flight times, hotel check-in, and port transportation.
- Charge devices, download offline copies of travel documents, and pack a small embarkation-day bag.
- Set aside **passport**, ID, cruise documents, and payment cards in an easy-to-reach place.
- Check weather forecasts and adjust clothing or rain gear as needed.
- Make sure family or emergency contacts have your itinerary.

Travel Advisor Insight

Keep essentials with you on embarkation day – do not place medications, documents, or valuables in checked luggage.

10 MOST COMMON CRUISE MISTAKES

-  Waiting too long to book, especially for popular sailings and cruise lines.
-  Forgetting to check **passport** expiration dates.
-  Missing the **final payment** deadline.
-  Not budgeting for gratuities, excursions, and onboard extras.
-  Overpacking or bringing prohibited items.
-  Skipping travel insurance.
-  Ignoring embarkation timing and port arrival rules.
-  Assuming every excursion will still be available onboard.
-  Not planning airport transfers or pre-cruise hotel nights.
-  Leaving essential documents and medications in checked luggage.



QUICK REFERENCE TIMELINE

Timeframe	Key Actions	Priority
12+ Months	Choose cruise line, book early, verify passport needs, and set a budget.	High
6 Months	Confirm reservations, review final payment dates, and book flights or hotels.	High
3 Months	Reserve excursions, check documents, and organize packing plans.	Medium
1 Month	Complete final payment , print documents, and review cruise rules.	High
Final Week	Reconfirm travel, pack essentials, and keep documents in your carry-on.	Critical



Need Help Planning a Cruise?

Whether you are booking your first voyage or refining an already-planned itinerary, a little expert guidance can help you avoid **missed deadlines**, choose the right **cabin selection**, and stay prepared for the details that matter most.

From cabin selection to excursion timing, a cruise specialist can help you compare options, manage deadlines, and build a smoother trip from start to finish.

Sources

Cruise line booking policies, publicly available travel guidance, and standard pre-cruise planning best practices.

Accuracy Note

Cruise rules, deadlines, and documentation requirements can change by cruise line, itinerary, and destination. Always confirm the latest details directly with your cruise line, travel advisor, or official travel authority before departure.