

Travel Documentation Checklist

Your Complete Guide to Travel-Ready Documents



MUST-HAVE TRAVEL DOCUMENTS




Passport

Official Requirement (when applicable):

- Valid **passport** for most international travel
- **Passport** should meet destination validity requirements

Best Practice Recommendation:

- Have at least **6 months validity remaining** beyond your return date
- Carry a paper copy and digital copy
- Verify **passport** condition (no significant damage, missing pages, water damage, etc.)

 Some destinations require more than 6 months validity. Always verify requirements before departure.



REAL ID

Official Requirement:

Beginning May 7, 2025, U.S. travelers flying domestically must use either:

- **REAL ID-compliant driver's license**/state ID
- **Passport**
- Other TSA-approved identification

Best Practice Recommendation:

- Check your **driver's license** for the REAL ID star

- If unsure, bring your **passport** as backup

Source: [TSA.gov](https://www.tsa.gov)

Visas

Official Requirement:


Some countries require a **visa** before arrival.

Requirements vary by:

- Destination
- Citizenship
- Purpose of travel
- Length of stay

Best Practice Recommendation:

- Verify **visa** requirements as soon as you book
- Apply early if required
- Keep printed approval documentation

 Never assume requirements are the same as your last trip.



CRUISE DOCUMENTATION

Official Requirements

Cruise documentation depends on:


- Cruise itinerary
- Ports visited
- Citizenship
- Cruise line policies

You may need:

- **Passport**
- **Birth certificate** and government-issued ID (certain closed-loop cruises)
- Boarding documents
- **Visa** documentation (if applicable)

Best Practice Recommendation:

- Use a **passport** even when alternatives are allowed
- Print cruise documents before departure
- Keep electronic copies accessible offline

 Cruise lines may deny boarding if documentation requirements are not met.



TRAVELING WITH MINORS

Official Requirements

Requirements vary based on:


- Destination
- Citizenship
- Whether one or both parents are traveling

Some destinations may require:

- **Birth certificates**
- Custody documentation
- Notarized consent letters

Best Practice Recommendation

- Carry a notarized travel consent form when a child travels without both parents
- Bring copies of custody or guardianship documents if applicable
- Keep emergency contact information accessible

 Border officials may request additional documentation.



TRAVEL INSURANCE DOCUMENTS

Official Requirement

Typically not required for entry (some destinations may require proof of coverage).

Best Practice Recommendation

Carry:

- Policy number
- Emergency assistance phone number
- Claim instructions
- Coverage summary

Save these documents both digitally and on paper.



DESTINATION-SPECIFIC REQUIREMENTS

Requirements can include:

Official Requirements

- Entry forms
- Health declarations
- Electronic travel authorizations
- Tourist cards
- **Visa** approvals
- Proof of onward travel

Best Practice Recommendation

- Verify requirements 30–60 days before travel
- Verify again 7–14 days before departure
- Review airline and destination government websites

Requirements can change with little notice.



DOCUMENT BACKUP CHECKLIST

Before departure:

- Passport** copied and stored digitally
 - Driver's license** copied
 - Travel insurance** documents saved
 - Flight confirmations saved offline
 - Cruise documents printed (if applicable)
 - Hotel confirmations saved
 - Emergency contacts recorded
 - Visa** approvals printed (if applicable)
-



BEFORE YOU LEAVE HOME


Quick Final Check

- Passport** valid
 - REAL ID** or approved ID packed
 - Travel documents downloaded
 - Travel insurance** information accessible
 - Destination requirements verified
 - Minor travel documents packed (if applicable)
-

Need Help Verifying Travel Requirements?

Location Unknown Travel

We help travelers avoid expensive mistakes before they happen.

 Contact us before your trip to review documentation requirements and travel logistics.

Accuracy Note: Requirements vary by destination, citizenship, cruise line, airline, and individual circumstances. This guide is educational and not a substitute for official government guidance. Always verify requirements directly with the appropriate government authority, airline, cruise line, or travel supplier before departure.

Primary Sources: U.S. Department of State (travel.state.gov), TSA (tsa.gov), destination government immigration authorities, airlines, and cruise lines.