

DESERT GREENS HOA QUARTERLY MEETING

September 19, 2018



Board Members:

President, Buzz Heldt

Vice President, Jerry Holmes

Treasurer, Patty Maitland

Member-at-Large, Ray Lopez

Member-at-Large, Michael Caristo

Secretary (non-voting), Linda Axford

Audit Findings



2015 Findings indicated no issues

2016 Findings: Total deposits with Meadows Bank exceed the FDIC insured limit of \$250,000

- The Board will pursue alternative CD investments

2017 Findings: Under review, but will reflect the above

2018 Audit: The Board has elected to engage Hilburn & Lien for fiscal year 2018

Account Balances

	July	August
Checking	\$41,241.10	\$39,520.78
Money Market	\$39,342.88	\$36,292.47
CD 18 Month	\$102,595.14	\$102,742.50
CD 12 Month	\$200,819.41	\$201,009.31
Total	\$383,998.53	\$379,565.06

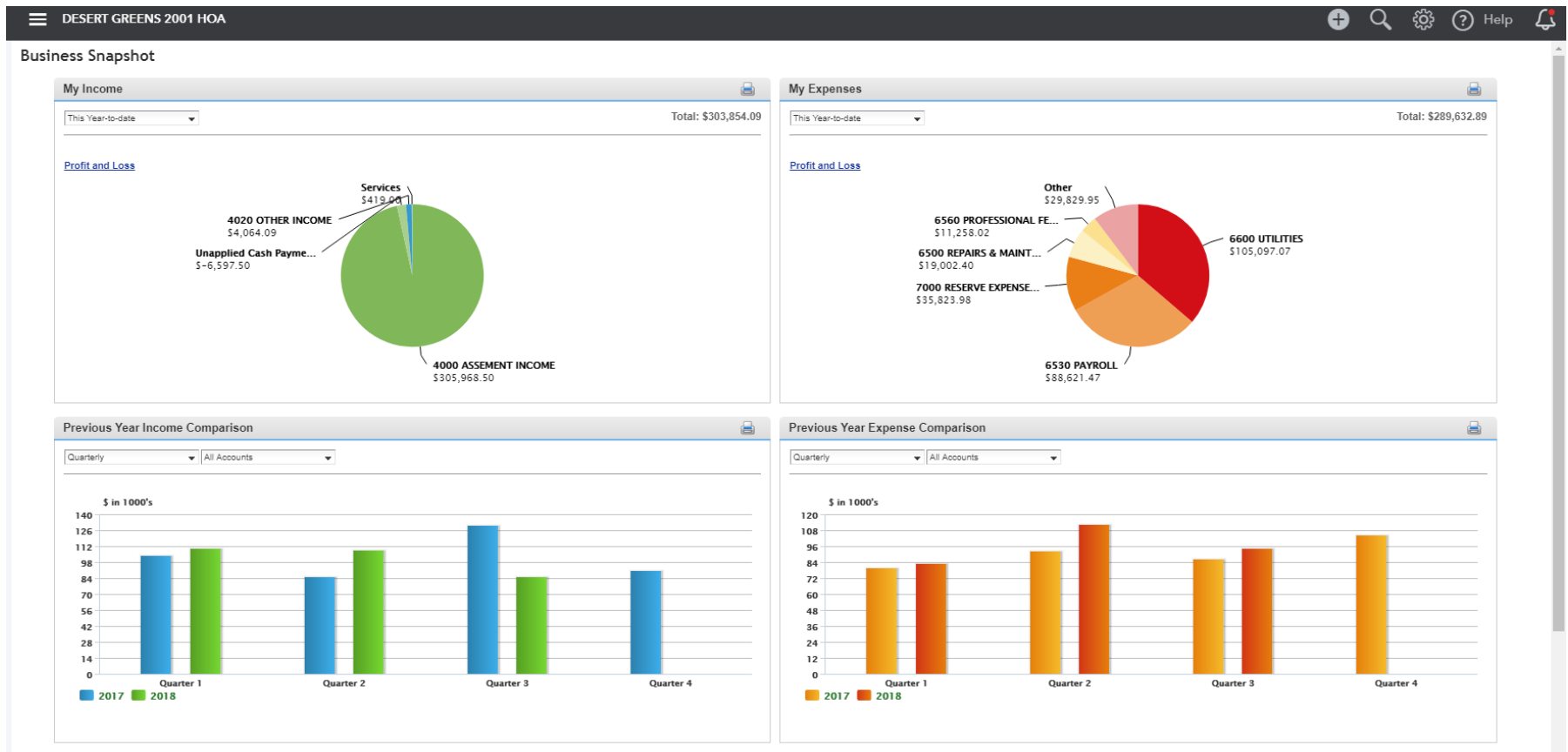
Budget to Actual

August 2018 YTD Budget vs. Actual

	Actual	Budget	over Budget	% of Budget
Total Expenses	\$279,189.89	\$346,500.00	-\$67,310.11	80.57%
Net Operating Income	\$297,861.73	\$390,690.00	-\$92,828.27	76.24%

YTD Snapshot of income/ expenditures

Prior year comparison



YTD Unanticipated Expenses

Expense	Amount
Well (estimated cost)	\$ 8,000
Audits	\$ 5,350
Spa Solar Panels	\$ 4,215
Lien Release on 87 Lots (Pedley)	\$ 3,045
Pump #4	\$ 3,000
910 Montecito Water Leak	\$ 2,825
Riviera Waterleak Aug 10 (est.)	\$ 2,700
Candlestick Waterleak Aug 10 (est.)	\$ 2,700
851 Montecito Water Leak	\$ 2,529
Water Leak January	\$ 2,514
Steel Shade Cover (Henderson Roofing and Patio)	\$ 2,200
Golf Sprinklers (Ewing)	\$ 1,766
Retaining Wall Pond #7)	\$ 1,573
Clubhouse AC Repair July	\$ 1,554
Clubhouse AC Aug 10 (est.)	\$ 1,500
Water Leak February	\$ 1,451
1 Day Shade for Equipment	\$ 800
Ceiling Fan and Light in Card room	\$ 760
Street Lights	\$ 628
Carburetor/Stationary knife & screws/Freight Charge	\$ 603
Back Flow Testing	\$ 575
Clubhouse Roof Repair	\$ 450
Decorative Rocks for in/outside pool fence	\$ 444
Cement Mixer Purchase	\$ 350
	\$ 51,533

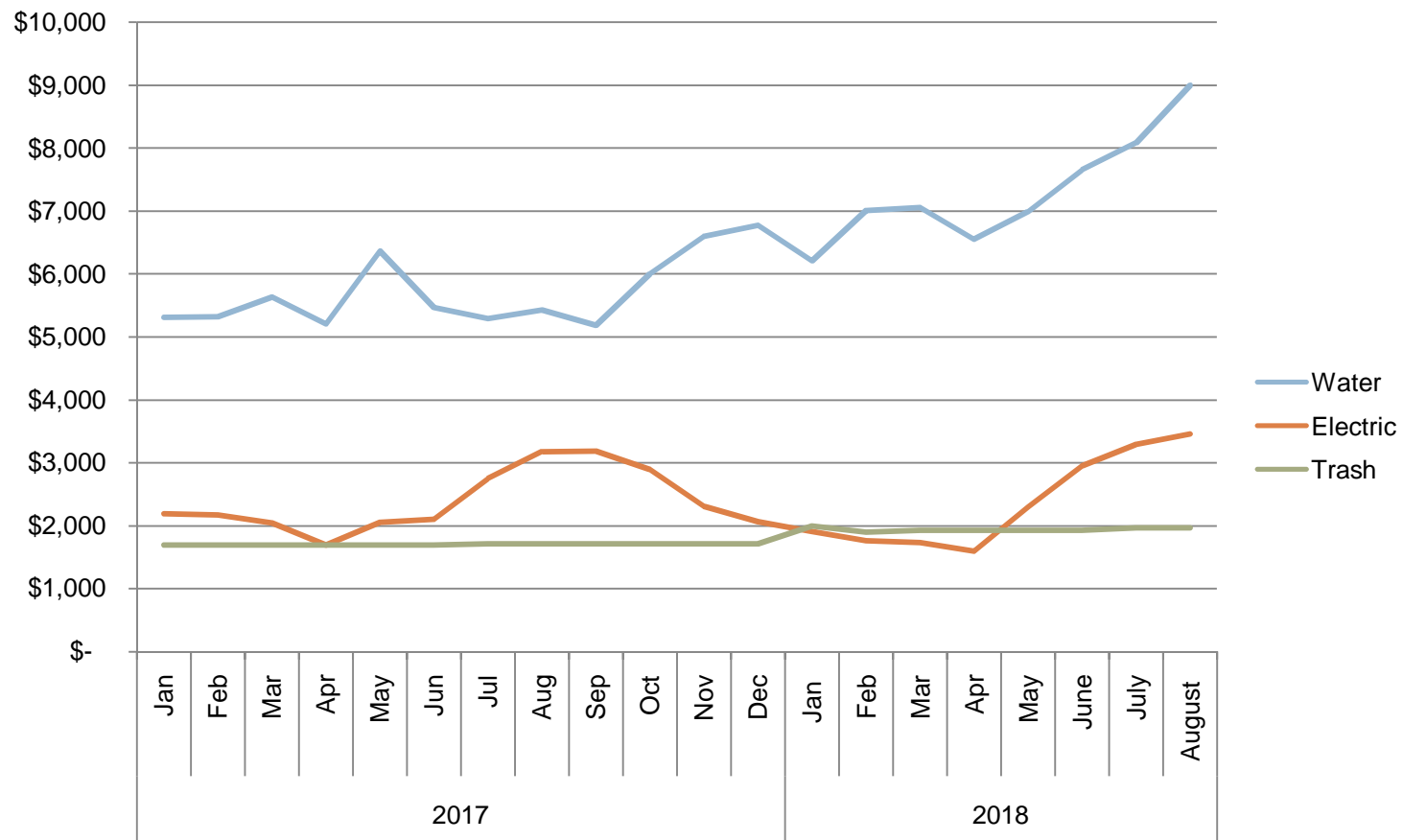
Utility Trends



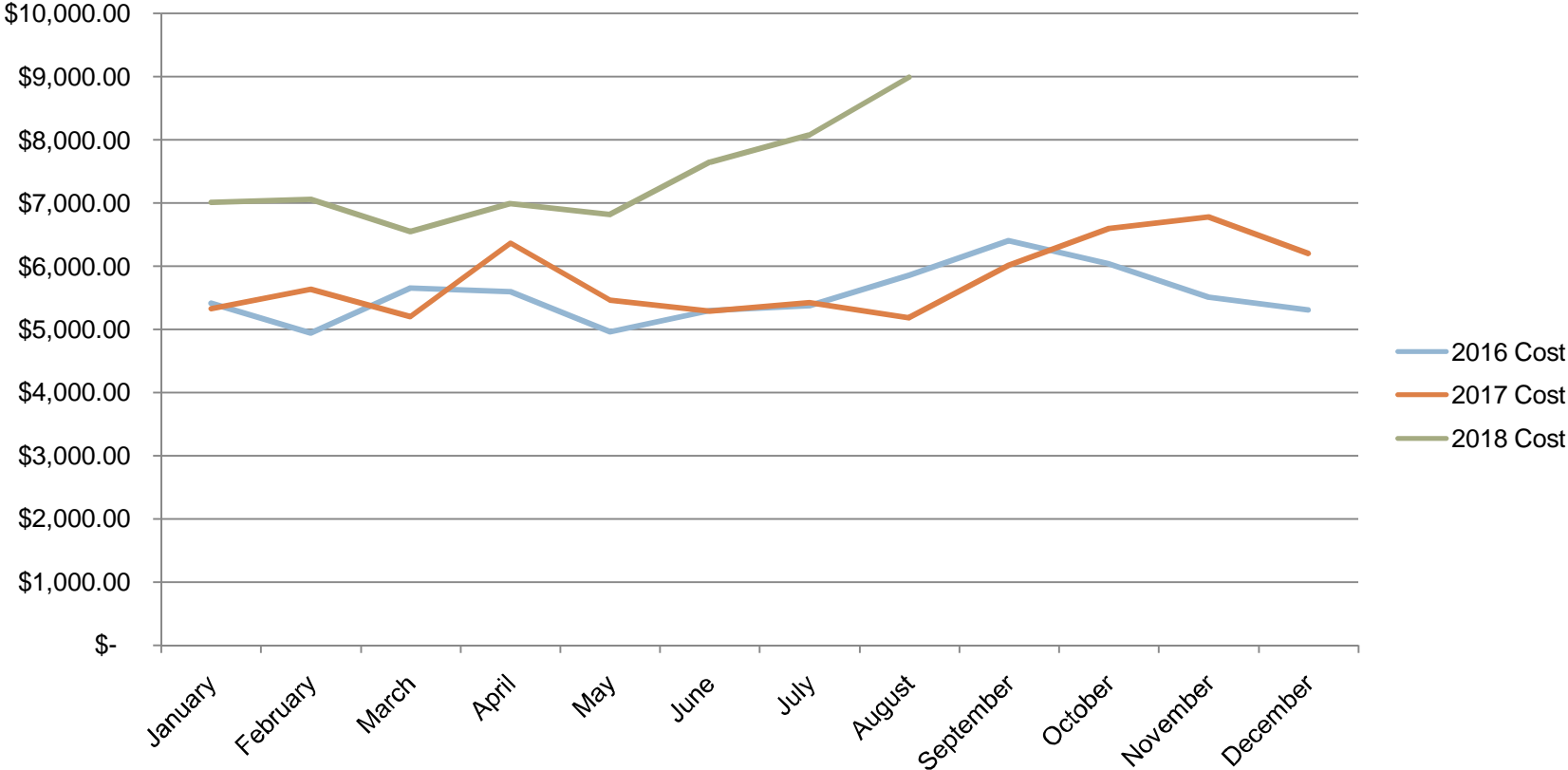
Valley Electric Association, Inc.

A Touchstone Energy Cooperative

Pahrump Valley Disposal

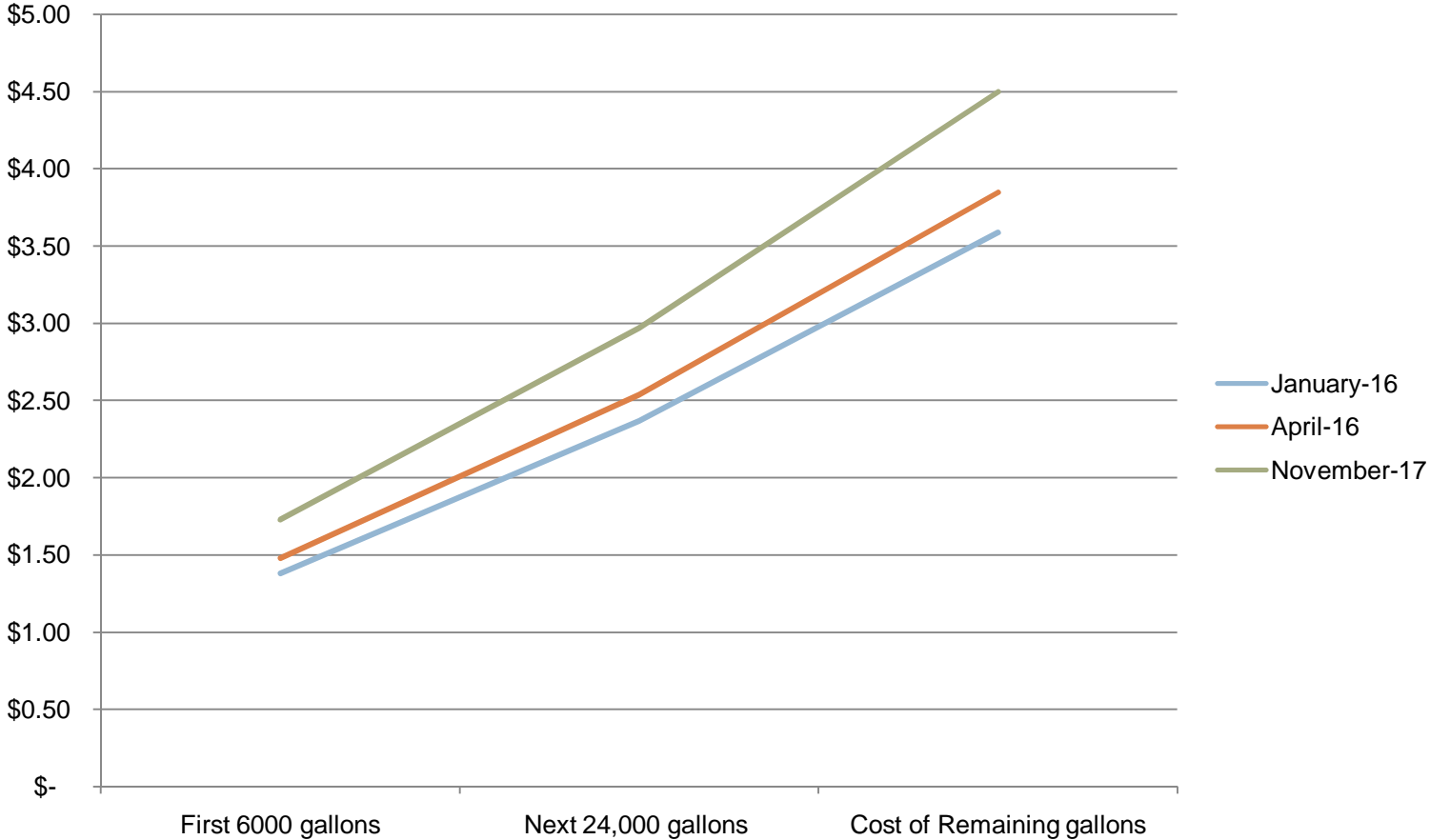


Water Study - Cost

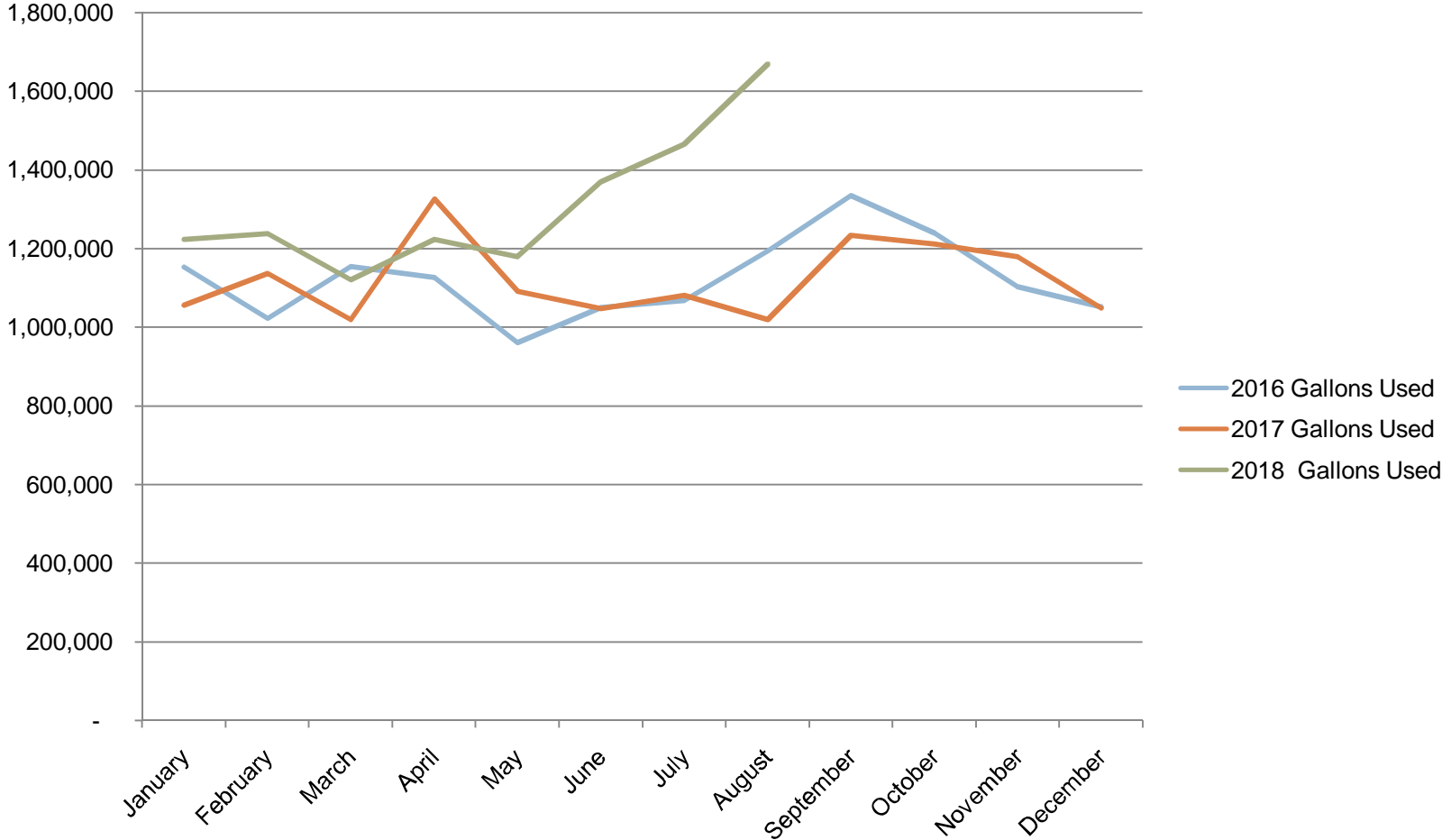


Water Rates

	First 6000 gallons	Next 24,000 gallons	Cost of Remaining gallons
January-16	\$ 1.38	\$ 2.37	\$ 3.59
April-16	\$ 1.48	\$ 2.54	\$ 3.85
November-17	\$ 1.73	\$ 2.97	\$ 4.50



Water Study Usage



Water Study Usage in Gallons

	2016 Gallons Used	2017 Gallons Used	2018 Gallons Used
January	1,154,000	1,055,800	1,224,200
February	1,022,700	1,136,600	1,239,000
March	1,155,600	1,019,600	1,121,600
April	1,127,300	1,326,600	1,224,000
May	961,000	1,092,100	1,180,800
June	1,050,300	1,047,800	1,370,600
July	1,068,500	1,081,900	1,465,400
August	1,194,400	1,019,500	1,669,700
September	1,335,800	1,233,400	
October	1,240,400	1,211,300	
November	1,104,100	1,179,700	
December	1,051,400	1,049,500	