

DESERT GREENS HOA QUARTERLY MEETING

December 12, 2018



Board Members:

President, Buzz Heldt

Vice President, Jerry Holmes

Treasurer, Patty Maitland

Member-at-Large, Ray Lopez

Member-at-Large, Michael Caristo

Secretary (non-voting), Linda Axford

Account Balances

	October	November
Checking	\$32,113.99	\$26,549.04
Money Market	\$24,883.37	\$22,035.29
CD 18 Month	\$103,033.09	\$103,181.08
CD 12 Month	\$201,932.30	\$201,932.30
	\$361,962.75	\$353,697.71

Budget to Actual

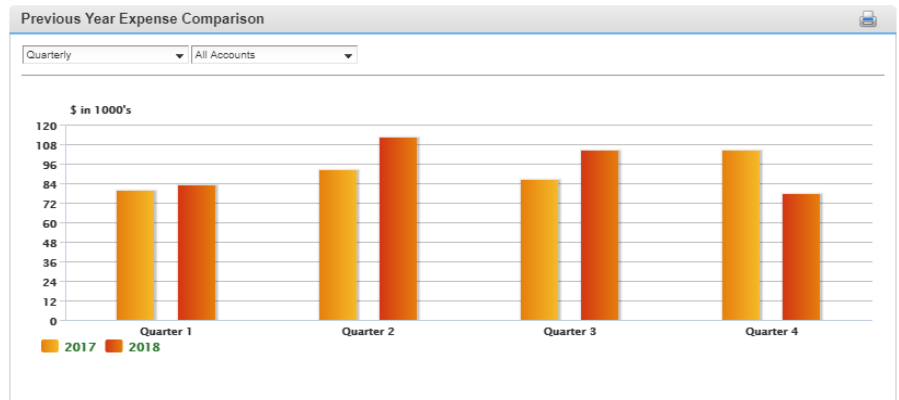
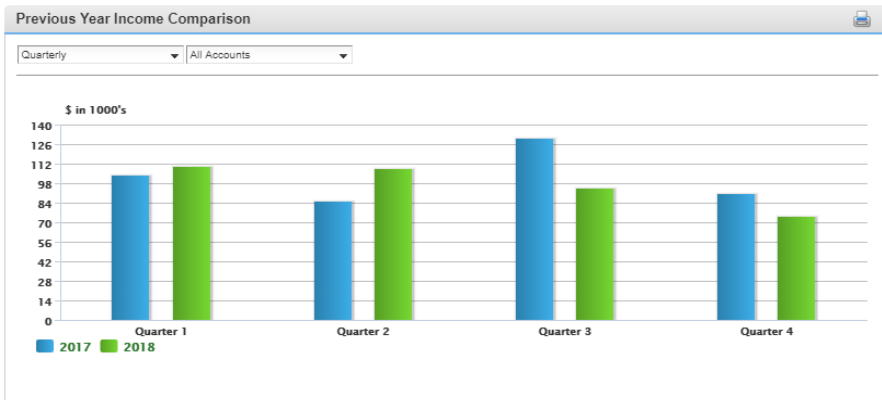
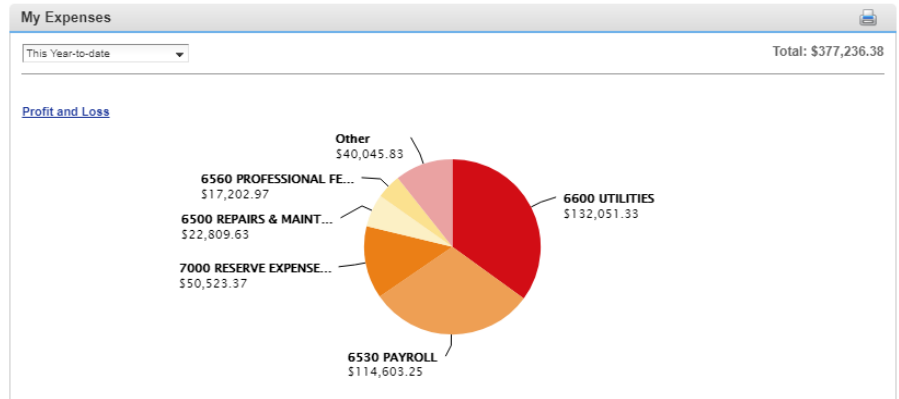
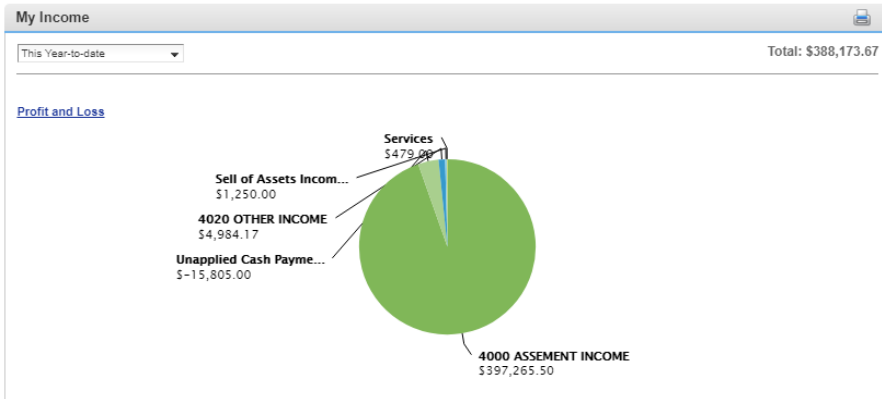
November 2018 YTD Budget vs. Actual

	Actual	Budget	over Budget	% of Budget
Total Expenses	\$377,236.41	\$346,500.00	\$30,736.41	108.87%
Net Operating Income	\$386,923.67	\$390,690.00	-\$3,766.33	99.04%

YTD Snapshot of income/ expenditures

Prior year comparison

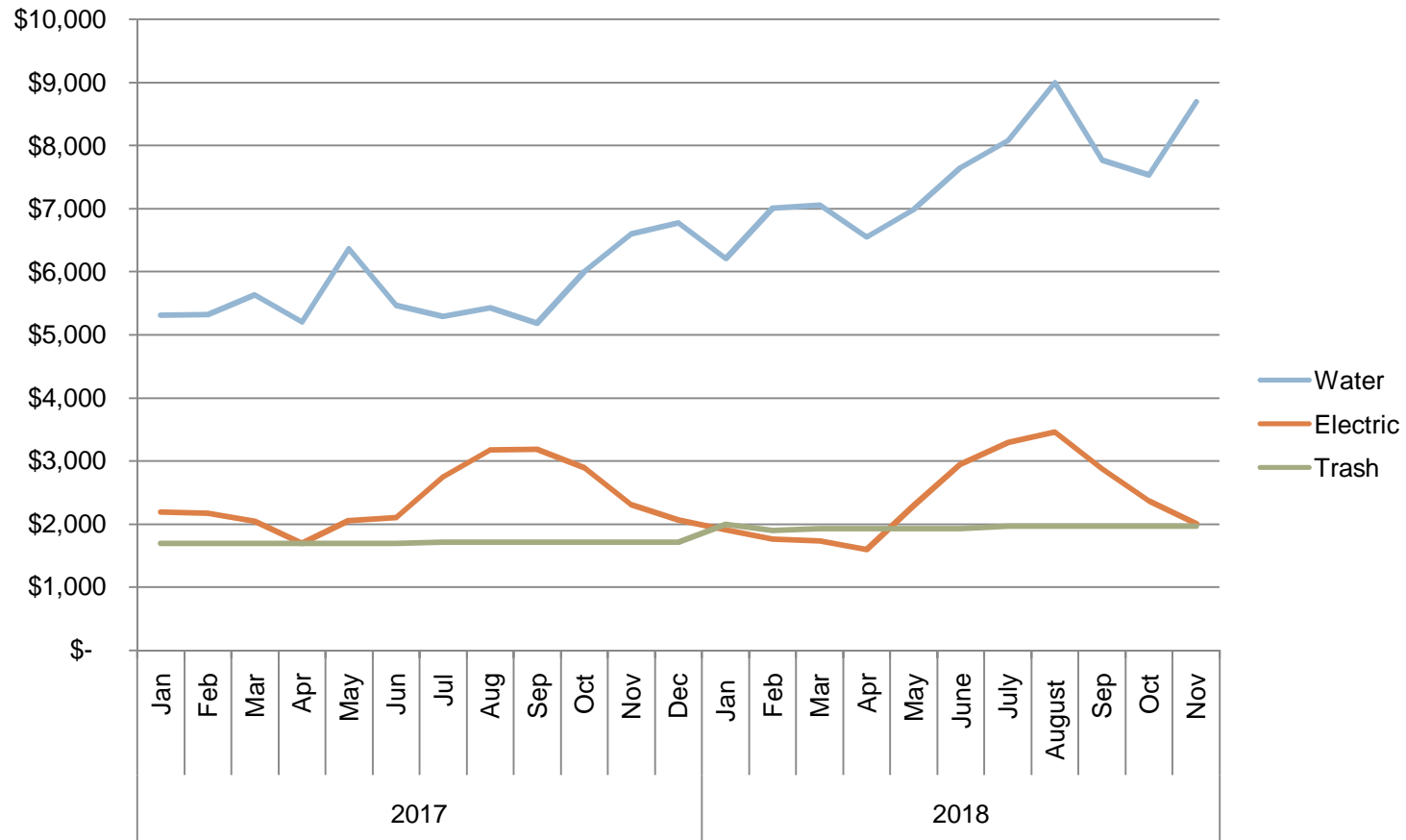
Business Snapshot



Utility Trends



Pahrump Valley Disposal



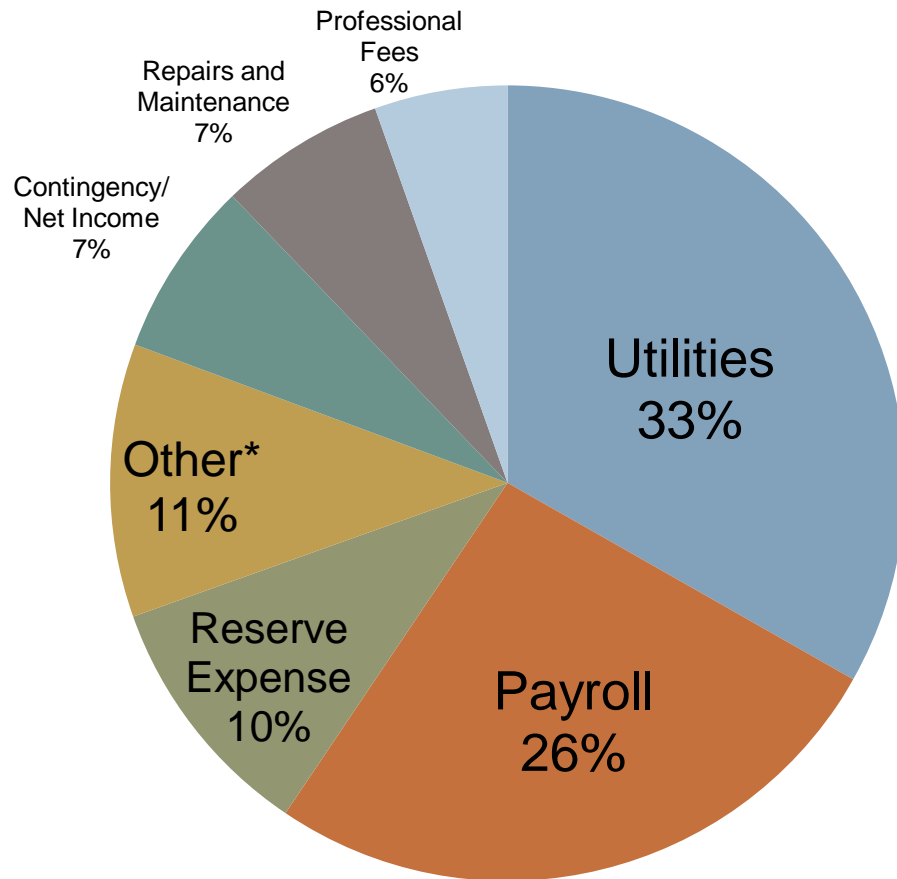
2019 Proposed Budget Overview



Income	\$453,630
Expenditures	<u>\$421,080</u>
Net Income	<u><u>\$32,550</u></u>

FY 2019

Breakdown of Assessments by Expenditure



Utilities	\$46.50
Payroll	\$36.70
Reserve Expense	\$14.17
Other	\$15.56
Contingency/Net Income	\$10.05
Repairs and Maintenance	\$9.44
Professional Fees	\$7.57
	<u>\$140.00</u>

* Other+ expenditures include administrative costs such as taxes, postage, printing, clubhouse supplies, and gate remote programming. This category also includes pool/spa chemicals/cleaning, course repair, small tools, and cart maintenance.