



INVEST IN **UZBEKISTAN**

Guide - 2019



SARDOR UMURZAKOV

Minister of Investments and Foreign Trade
of the Republic of Uzbekistan

"Ministry of Investments and Foreign Trade, as the authorized state body responsible for the state investment policy implementation, will take further measures to improve investment climate as well as make our country more attractive for foreign investors."



ADKHAM IKRAMOV

Chairman of the Chamber of Commerce
and Industry of the Republic of Uzbekistan

"The Chamber of Commerce and Industry, as the largest business support organisation in our country, provides full assistance to foreign companies in entering into the Uzbek market and finding relevant local partners."



Ministry of Investments and Foreign Trade

Website: <https://mift.uz/>

Tel: +998 (71) 238-50-00; +998 (71) 238-50-05

E-mail: info@mift.uz

Facebook: <https://www.facebook.com/mift.uz/>



Chamber of Commerce and Industry

Website: <http://chamber.uz/>

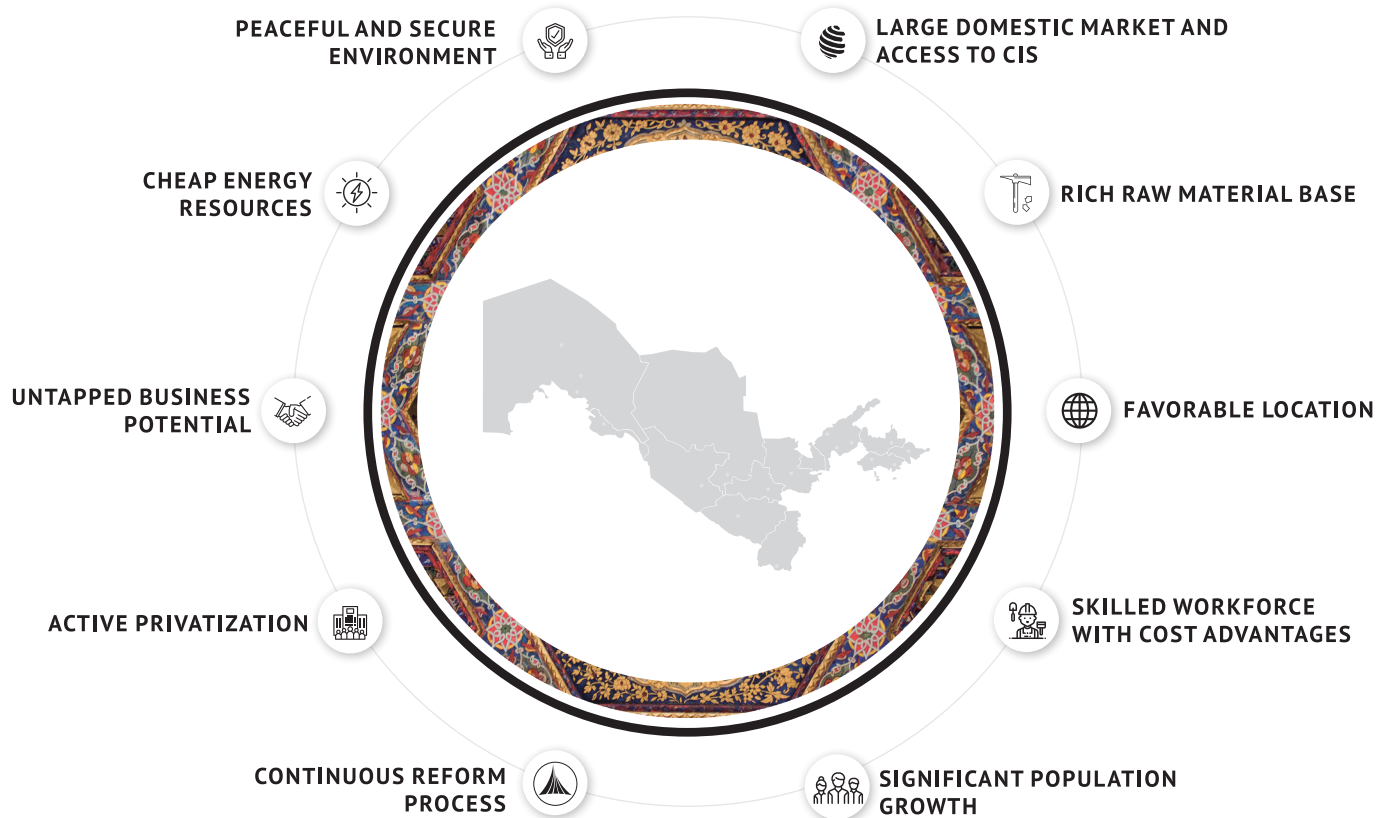
Tel: +998 78 150-60-06

E-mail: info@chamber.uz

Facebook: <https://www.facebook.com/uzchamber/>

10 REASONS

to invest in Uzbekistan



INFORMATION ABOUT UZBEKISTAN



REGION

Central Asia



POPULATION

33,2 MLN

INVEST IN UZBEKISTAN



TERRITORY

447 400 sq. km



CURRENCY

sum (UZS), 1 USD = 8 535 UZS



NATURAL RESOURCES

natural gas, oil, gold, silver, uranium, molybdenum, tungsten, coal, copper, zinc, etc.

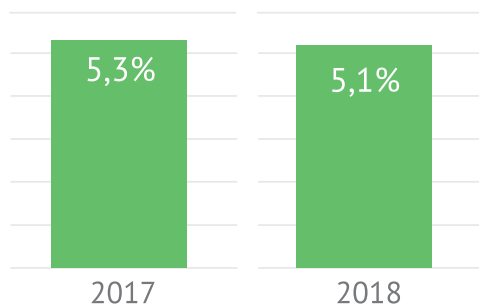


LANGUAGES

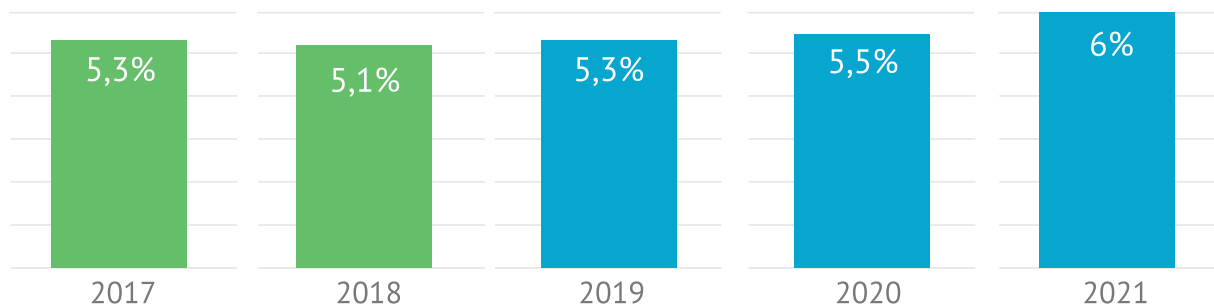
Uzbek
Russian
English

KEY MACROECONOMIC INDICATORS

GDP GROWTH



WORLD BANK'S FORECAST



INVEST IN UZBEKISTAN

FitchRatings

BB-

Rating with stable
outlook

**STANDARD
& POOR'S**

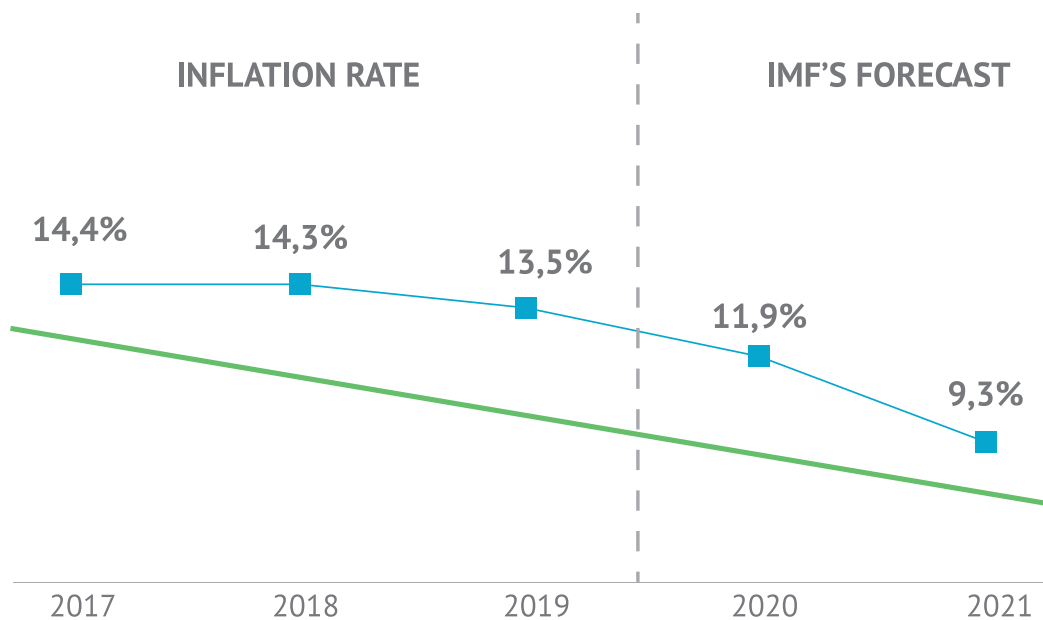
BB-

Long term foreign
currency rating

MOODY'S

B1

Long term issuer
rating



Gold Reserves
\$27 billion



National Debt
23,7% to GDP

COOPERATION WITH FOREIGN INVESTORS



456 projects are being implemented with **\$23** billion in foreign investment

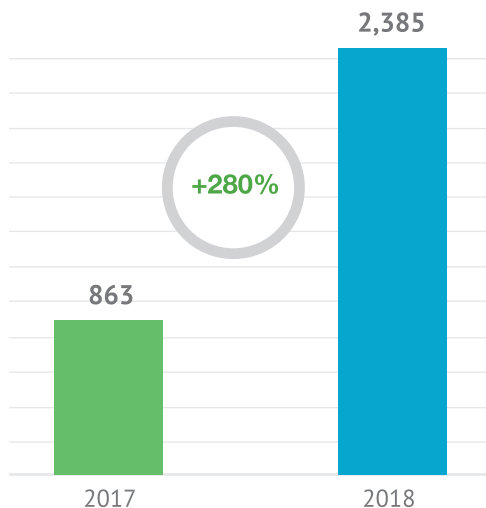


Bilateral investment protection treaties are arranged with **51** countries



Treaties to avoid double taxation are arranged with **51** countries

Joint and foreign companies registered in 2017-2018:



Exemption from taxes

Exemption from customs

Free use of land



Free Economic Zones

21

General

10

Pharmaceutical

8

Fish-farming

1

Tourism

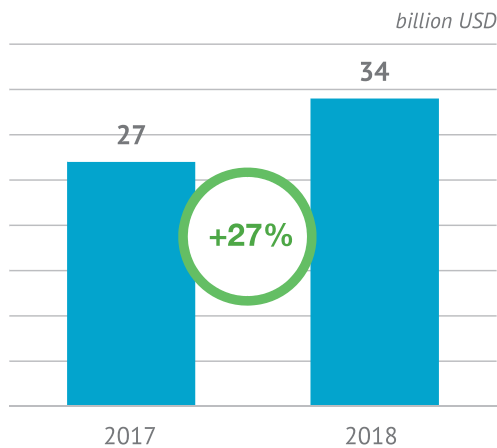
1

Agriculture

1

FOREIGN TRADE RELATIONS

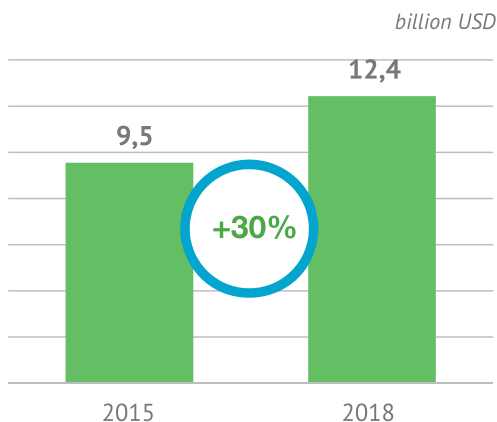
Foreign trade turnover



WORLD TRADE ORGANIZATION

Uzbekistan has started the process of joining the World Trade Organization

Foreign trade turnover with CIS countries:



Uzbekistan is a member of the Free Trade Area of CIS countries, with a population of 300 million



INVESTMENT PROTECTION AND SUPPORT



Government guarantees investment protection



Governmental bodies do not have the right to interfere in investor activities



Investments and other assets of investment activity are not subject to nationalization



Investors have the right to own, use and dispose of objects and results of investments, as well as to reinvest

Prime Minister's
Reception Offices
for Entrepreneurs

WWW.BUSINESS.GOV.UZ



Ministry of Justice

WWW.MINJUST.UZ



Tashkent International
Arbitration Centre

WWW.TIAC.UZ



GOVERNMENT STIMULATES INVESTMENT ACTIVITY BY:



Business
Ombudsman

WWW.BIZNESVAKIL.UZ



Creating a favorable
investment climate for
investment activities



Ministry of
Investments
and Foreign Trade

WWW.MIFT.UZ



Protecting investors'
rights and legitimate
interests



Granting tax and
custom benefits, as
well as preferences
for terms determined,
depending on type of
activity and volume of
investments



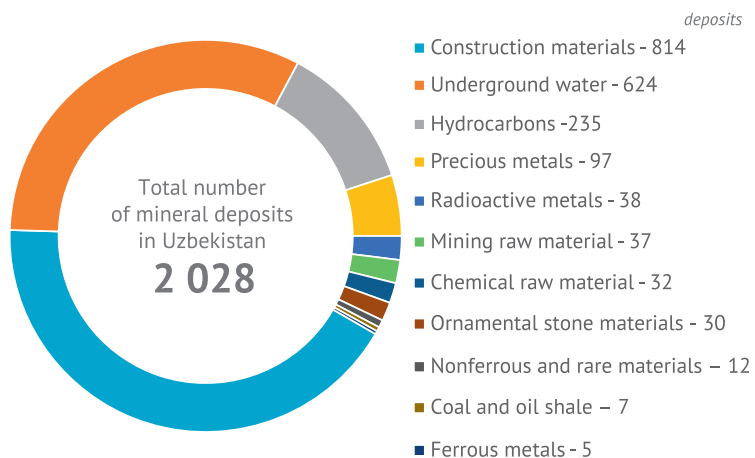
Chamber of Commerce
and Industry

WWW.CHAMBER.UZ

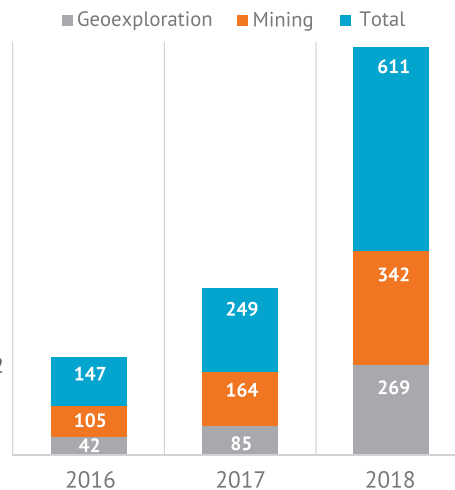


Mining Industry

State balance of Uzbekistan's mineral reserves:



The number of issued licenses



Uzbekistan is among the world's **top 10** producers of gold, uranium, gas, copper, potash, phosphates, and other materials.

Number of issued licenses – **1,800**



Oil and Gas Industry



108

highly qualified specialists



125

oil fields



210

fields with free gas deposits



10

million tons of oil refinery capacities



13,5

km of main gas pipelines



180

subsidiary companies



60

billion cubic meters of gas annually



6,5

billion in foreign investments to the projects in the last 3 years



15%

of GDP



60

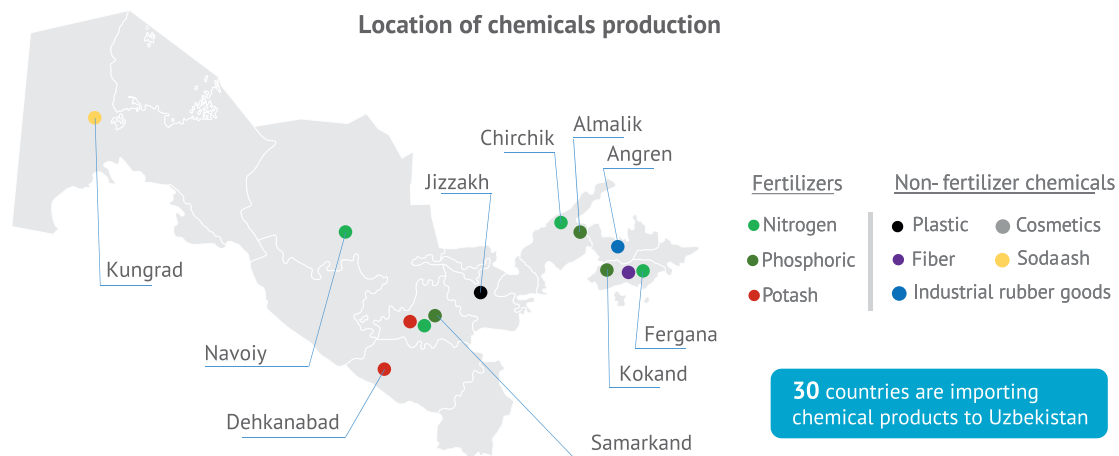
billion cubic meters of gas processing capacities

The oil and gas industry's main products include LPG, condensate, PP, PE, diesel, gasoline, and others.

At the same time, Uzbekistan enjoys vast potential in renewable energy. Uzbekistan's total solar potential is about **51** billion tons of energy.



Chemical Industry



Production of mineral fertilizers thousand tons


Year	Nitrogen fertilizer production			Phosphate fertilizer production				Potash fertilizer production	
	Ammonium nitrate	Urea	Ammonium sulfate	Ammophos	RZ-agro	Supraphos	Superphosphate	Nitrocalcium phosphate fertilizer	Potassium chloride
2018	1549	529	200	34	231	9	147	29	304

180 +

chemical products are produced in Uzbekistan



Pharmaceuticals



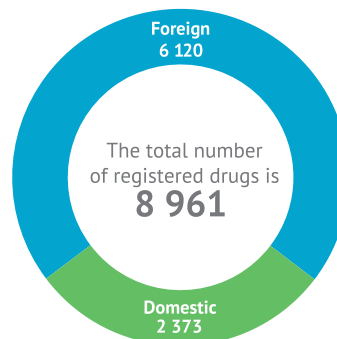
Exemption
from taxes

Exemption
from customs

Free use of land

Uzbekistan's flora includes
4,500 grass species

There are **577** curative plants
in Uzbekistan, with only **100**
of them currently used
in medical science






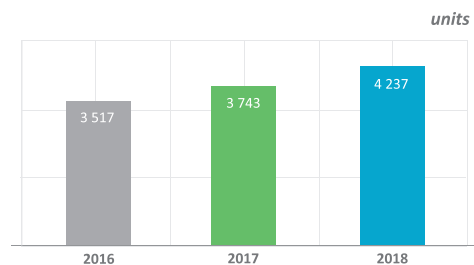
Automobile Industry



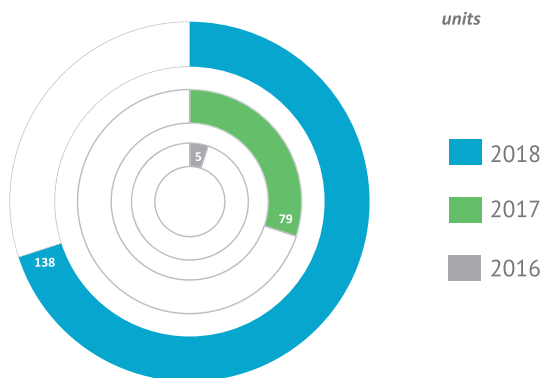
Production of cars



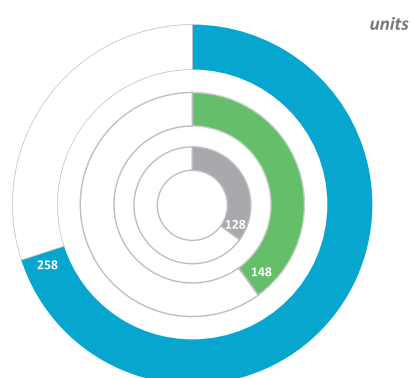
Production of trucks



Exporting of buses



Exporting of trucks

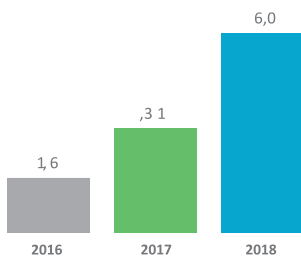




Construction Materials

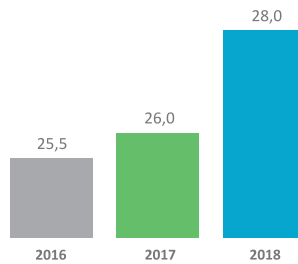
Ceramic tiles

million square meters



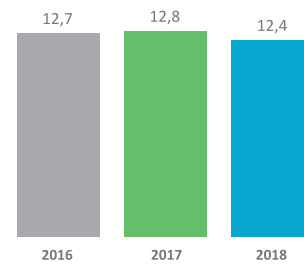
Drywall sheets

million square meters



Glass

million square meters



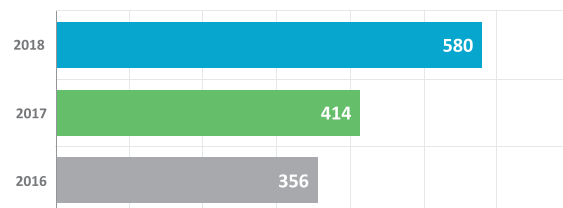
Cement production

million tons



Construction materials production

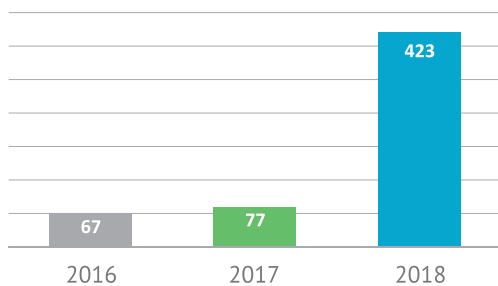
million USD





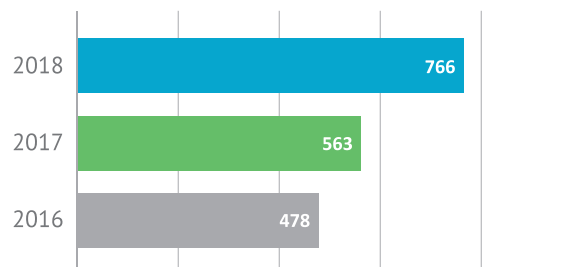
Leather Processing Industry

Number of companies in the leather industry



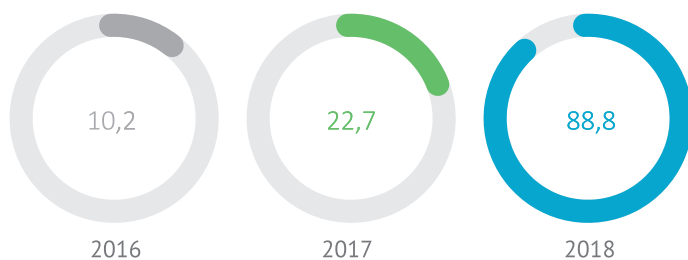
Leather production

million square meters



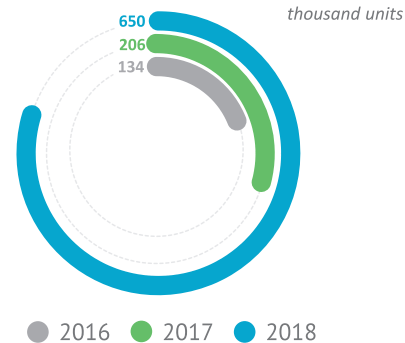
Production of shoes

million pairs



Production of bags

thousand units

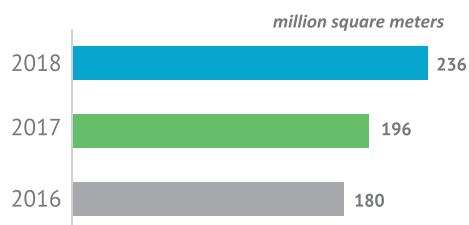




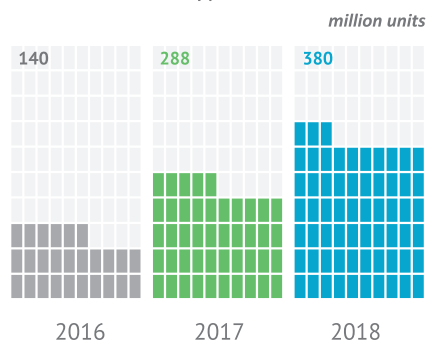
Textile Industry

Production

Fabrics



Ready products




Production

Cotton yarn

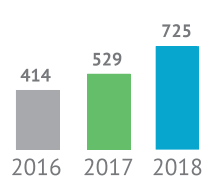


Knitted fabric

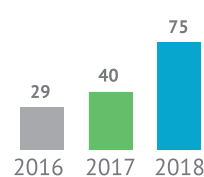


Export

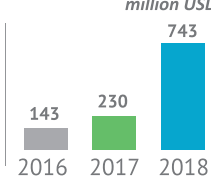
Cotton yarn



Fabrics



Ready products
million USD



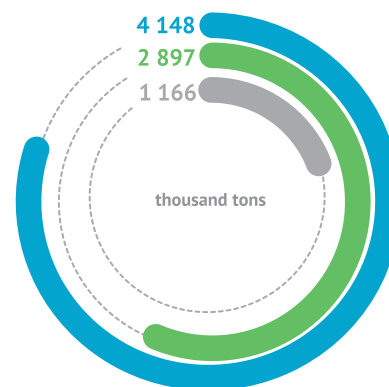


Sericulture Industry

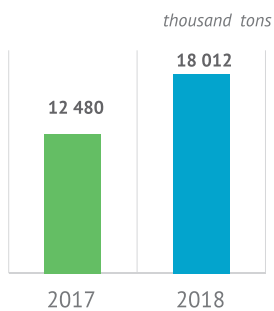
Silk products exported



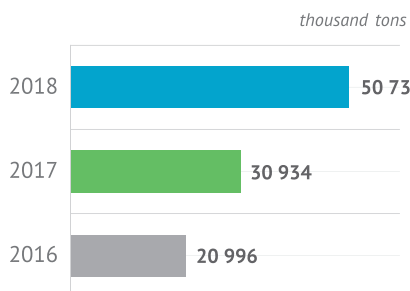
Processing of cocoons



Production of silk cocoons



Silk products export



● 2016 ● 2017 ● 2018

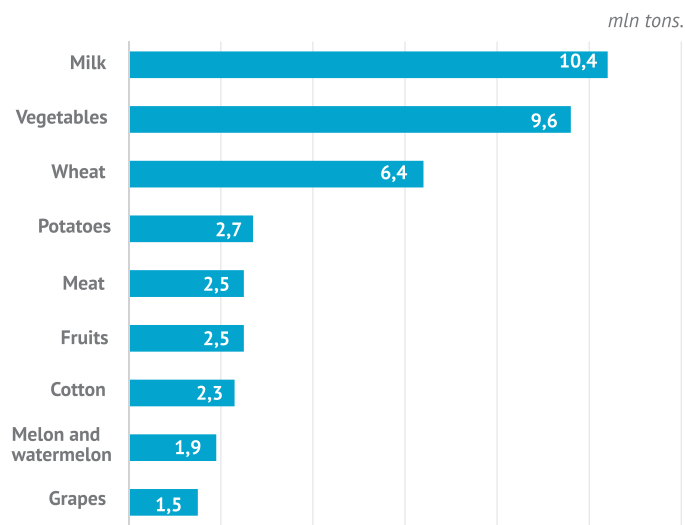
Uzbekistan is the world's 3rd largest producer of silk cocoons

There is a 50% increase of cocoon production capacity each year



Food Industry

Production for 2018



Production (2018)	Export (2018)
\$ 15 billion	\$ 889,6 million
39,8 million tons	1,25 million tons

Sunny days - **320**

Harvest per year - **3** times

180 types of food products
are exported to **80** countries

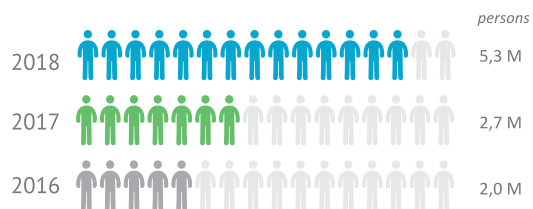
Uzbekistan Ranking in World Exports

2 Apricot	Dried apricots 4
2 Raisins	Legumes 5
3 Persimmon	Cherries 5



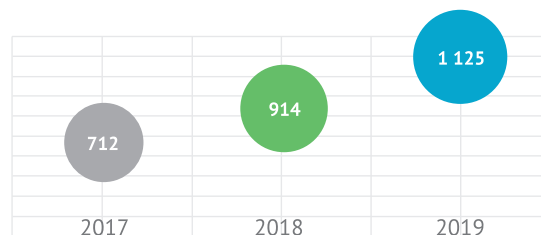
Tourism

Visitors from all over the world

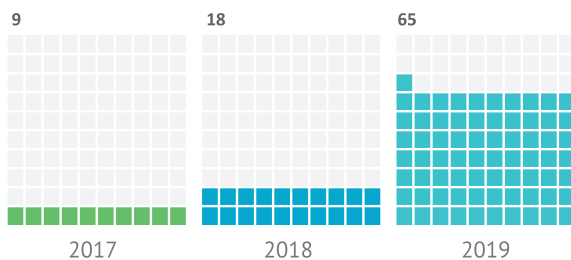


Number of hotels

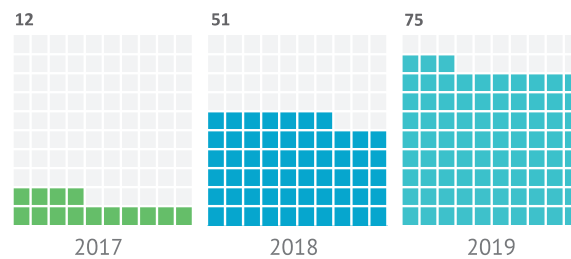
units



Number of countries with visa free regimes



Number of countries with simplified visa regimes



There are **7,476** cultural heritage cities in Uzbekistan, while historic centers of the cities of Bukhara, Samarkand, Khiva and Shakhrisabz having been included in the UNESCO World Cultural Heritage list



This guide was developed and published with the support of UNDP projects “Business Climate Improvement in the regions of Uzbekistan” and “Support to Investment Climate Improvement in Uzbekistan”, Chamber of Commerce and Industry of Uzbekistan, Ministry of Investments and Foreign Trade of the Republic of Uzbekistan and with the technical support of the British Embassy in Uzbekistan.

The views, statements, analysis and conclusions outlined in this publication belong to the authors and express their views only, they do not constitute the official view of the United Nations, including UNDP or UN member countries, and do not necessarily reflect the official view of the British Embassy in Uzbekistan. Accuracy of the provided data in the publication is sole responsibility of the authors.

The designations employed and presentation of the material on the maps used in this publication do not imply the expression of any opinion whatsoever on the part of the Secretariat of the United Nations or UNDP Uzbekistan concerning the legal status of any country, territory, city or area, or of its authorities, or concerning the delimitation of its frontiers or boundaries.

The electronic version of the guide is available on the Internet at the website of the United Nations Development Program in Uzbekistan (www.uz.undp.org) and the Chamber of Commerce and Industry (www.chamber.uz)

The figures in the guide, including prices, salary levels, rent and other rates, as well as data on assets for rent and investment projects, are all relevant at the time of this publication's preparation (June 2019).

ISBN: 978-9943-5809-1-6



9 789943 580916

UDC 330.322(575.1) LBC 65.9(5U)-56 I-70
Invest in Uzbekistan - Tashkent : Uzbekistan, 2019. - 24 p.

Printed in «PRINTUZ»PE
Address : 41/2, Mirabad str., 100015, Tashkent
Order № 1710

Baktria press, 2019

