



PRE-DELIVERY GUIDE



GETTING READY FOR THE DELIVERY AND INSTALLATION OF YOUR NEW SPA

DELIVERY AND SET-UP

1. The time required to set-up your portable spa varies due to the complexity of each install. However, 2 - 2 1/2 hours is usually the time required.
2. It is impossible for us to generate an exact arrival time. All deliveries and set-ups are timed approximately on delivery days by mornings, or afternoons.
3. All spas must be paid in full prior to, or at the time of delivery, either by certified check, check, credit card, or completed finance contract.

ACCESS REQUIREMENTS

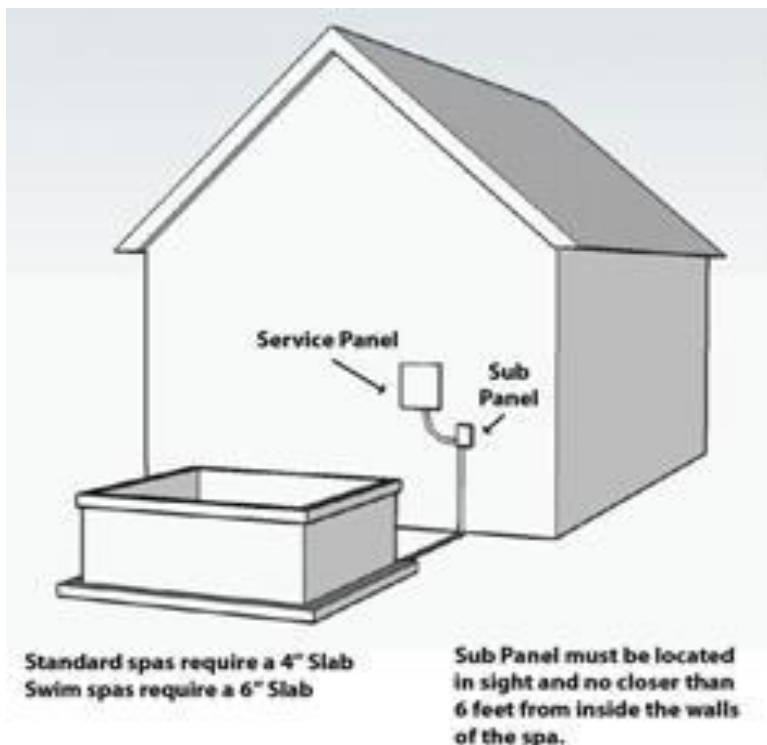
1. Most of our spas will fit through a standard 40" gate. The LS800, Infinity 156, and all swim spa models require a larger opening. Please ensure 10' overhead clearance.
2. If we attempt to deliver and discover that a crane is necessary, or yard is not fully prepared, there will be a charge for the waiting time, or second delivery. Customer pays for the crane services. Any crane delivery is the customer's responsibility.
3. Swim Spas may result in additional delivery / installation charges. Most Swim Spas will require crane service.
4. All debris and fencing limiting, or blocking access, or on the set-up location must be removed prior to delivery.
5. Delivery crew does not trim trees, or bushes, remove debris, or perform the general maintenance in order to set-up the spa.

SPA LOCATIONS

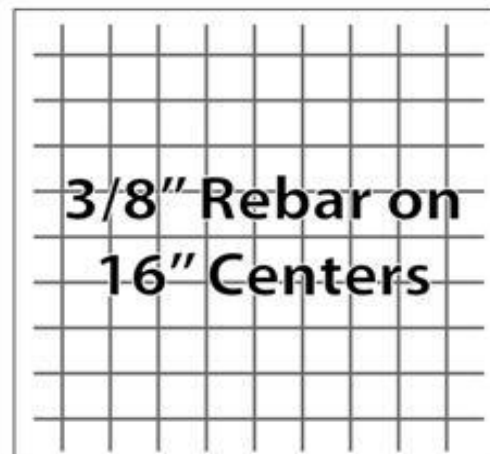
1. All portable spas must be set on a SOLID, flat foundation; we recommend a 4" thick (6" for swim spas) concrete slab with 3/8" Rebar reinforcement on a 16" grid. All other foundations should be approved by a qualified contractor, or engineer before use to ensure warranties.
2. Any spa with water is very heavy, if the spa is placed on flooring, or decking, be sure the structure is strong enough to support the weight. The necessary support should be at least 95 pounds per square foot of spa size. Swim Spas are 175 lbs per square foot.
3. In order to better service your spa, clearance for access must be 38" at the equipment side and 24" around the remaining area.
4. Position your spa so you can view the spa from inside your house.

ELECTRICAL REQUIREMENTS

1. ALL portable spa packs REQUIRE AN ISOLATED; DEDICATED CIRCUIT. No other appliances, or lights on this circuit at any time. **SEE ELECTRICAL REQUIREMENTS ON THE NEXT PAGE**
2. NO EXTENSION CORDS are not to be used in conjunction with the operation of the spa. Low voltage damage could result, which is not covered by the warranty. All electrical must meet any local electrical codes.
3. All 220 Volt equipments packs must use four approved gauge wires, directly into a double pole, single throw breaker, GFCI directly hard-wired to equipment. **10FT minimum whip must be left to allow connection.** **SEE ELECTRICAL REQUIREMENTS ON THE NEXT PAGE**



NOTE: Maximum footage on this electrical run should not exceed 75 feet. Approved gauge wire is need for runs over 75 feet.



WARNING!

IMPROPER WIRING WILL VOID WARRANTY

Wiring Requirements:

- 2-Hots, 1-Neutral, 1-Isolated Ground
- 4 Wire #6 AWG copper conductor

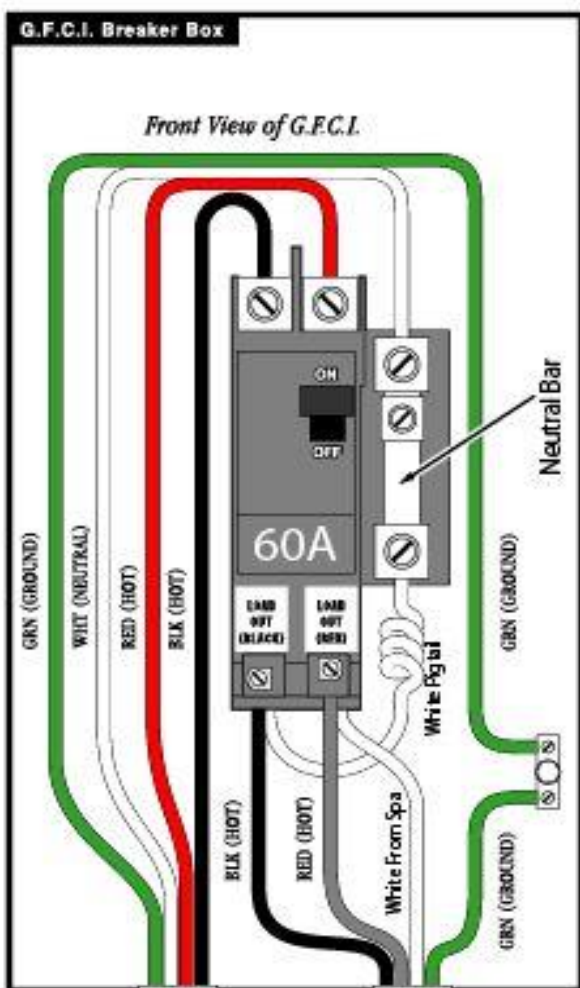
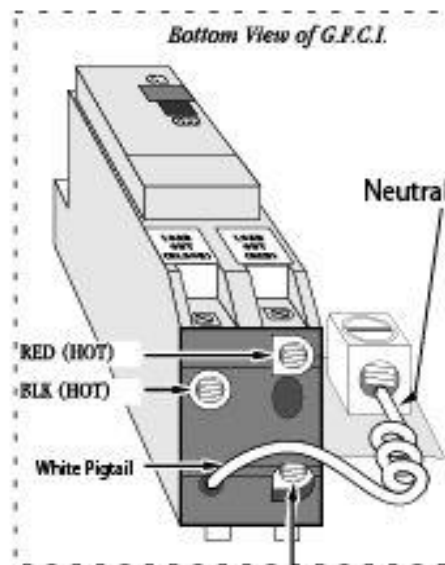
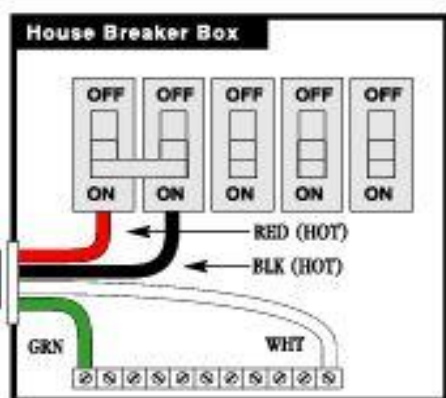
10FT minimum whip must be left to allow connection. Swim spas may require a longer whip (Please Ask).

Warning: The white neutral wire from the back of the GFCI MUST be connected to an incoming line neutral. The internal mechanism of the GFCI requires this neutral connection. The GFCI will not work without it.

Note: For distances longer than 75', a larger wire size may be necessary.

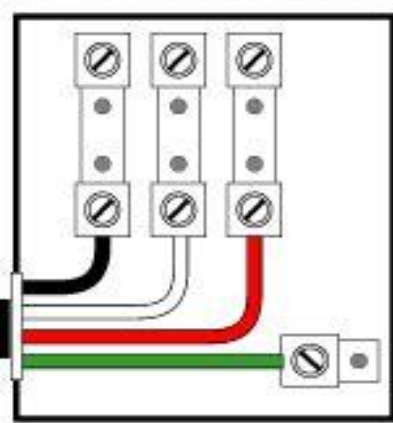
*Note: Square D does not make the required 60 Amp, 4 Wire, 240 Volt breaker with a load Neutral.

Electrical Required	Wire Required
60 Amp GFCI - All 2 Pump Spas	Two #6 AWG Copper / Hot Legs
	One #8 AWG Copper / Neutral
	One #6 AWG Copper / Ground
50 Amp GFCI - All 1 Pump Spas	Two #6 AWG Copper / Hot Legs
	One #8 AWG Copper / Neutral
	One #6 AWG Copper / Ground



(White Wire To the Spa)

Spa Control Box



IMPORTANT SAFETY INFORMATION

When installing and using this electrical equipment, basic safety precautions should be followed.

ALWAYS READ AND FOLLOW ALL DIRECTIONS –

WARNING – To reduce risk of injury, do not permit children to use this product unless they are closely supervised at all times.

DANGER – Risk of accidental drowning. Take extreme caution to prevent unauthorized access to the spa by children. To avoid accidents ensure that children cannot use the spa unless supervised at all times.

DANGER – Risk of injury. The suction fittings in this spa are sized to match the specific water flow created by the pump. Should the need arise to replace the suction fittings or the pump, be sure that the flow rates are compatible. Never operate the spa if the suction fittings are broken or missing.

DANGER – Risk of electrical shock. Install at least 5 feet (1.5m) from all metal surfaces. As an alternative, a spa may be installed within 5 ft. of a metal surface if each metal surface is permanently connected by a minimum of No. 8 AWG (8.4 mm²) solid copper conductor to the terminal box that is provided for this purpose.

DANGER – Risk of electrical shock. Do not permit any electrical appliance, such as light, telephone, radio, or television, within 5 feet (1.5 m) of a spa.

WARNING – To reduce the risk of injury –

- The water in the spa should never exceed 104 F (40 C). Water temperatures between 100 F (38 C) and 104 F (40 C) are considered safe for a healthy adult. Lower water temperatures are recommended for younger children and anytime spa use exceeds 10 minutes.
- Since excessive water temperatures have a high potential for causing fetal damage during the early months of pregnancy, pregnant or possible pregnant women should limit spa water temperatures to 100 F (38C).
- Before entering a spa, the user should measure the water temperature with an accurate thermometer since the tolerance of water temperature regulating devices varies.
- The use of alcohol, drugs or medication before or during spa use may lead to unconsciousness with the possibility of drowning.
- Persons suffering from obesity or with a medical history of heart disease, low or high blood pressure, circulatory system problems or diabetes should consult a physician before using a spa.
- Persons using medication should consult a physician before using a spa since some medication may induce drowsiness while other medication may affect heart rate, blood pressure, and circulation.

WARNING – Risk of suffocation. On spas with a gas heater the heater must be placed outside unless proper ventilation can be provided for an indoor installation.

Preparing for Delivery Day

At Sunbelt Spas, we believe that proper and efficient preparation is the most essential component in making your experience a positive one.

Prior to delivery, we will conduct a phone survey with you to ensure that you know exactly what to expect from your Sunbelt Spa and our Delivery team. This survey will also help us to confirm that the site is prepared properly and is ready for complete installation. We will go over any accessories and additional work that is included with your spa order so that your order is fulfilled as promised.

After the phone survey, you will receive a check list with the points and items that were discussed regarding your delivery. We ask that you please confirm each item by checking the appropriate box next to each one, and returning your responses to us. If there is a discrepancy, please notify your Sunbelt Representative for clarification.

Thank you in advance for your participation and for joining the Sunbelt Spas Family!

Retail Delivery Checklist

Customer Name: _____

Please circle or fill in the appropriate response. Thank you for your participation.

1. The spa site is accessible and a route to the site for delivery is determined.

Yes No Unknown

Will there be any additional equipment required?

Yes No Unknown

2. The slab or deck is ready and level to Sunbelt specifications.

Yes No Unknown

3. The Electrical components required for delivery are installed and ready.

Yes No Unknown

4. Who is the electrical contractor (please provide a phone number)?

Name: _____

Contact Number: _____

5. Has your electrical contractor contacted our Delivery Team?

Yes No Unknown

6. Is there any additional work that needs to be performed by the Sunbelt Delivery Team?

Yes No

If yes, please describe: _____

7. Are there any objects, or a previous spa to be removed by the Sunbelt Delivery Team?

Yes No

If yes, please describe: _____

8. Will all parties to the sale be present at the time of delivery, including those needed to finalize payment or financing documents?

Yes No

9. If you are providing prescription tax documents, are they prepared and approved? This must be done prior to delivery.

Yes No We are not providing tax documents

10. The customer is aware of the balance due, if any, and has an approved form of payment ready for delivery.

Yes No

11. What accessories did you select for your spa?

Answer:

12. The Customer is ready for "Spa School," and understands importance of proper upkeep and maintenance of a spa.

Yes No

13. The customer is aware that deliveries typically take two and half hours for a spa up to 8 Ft. by 8 Ft. An oversized spa will take longer.

Yes No

Sunbelt Delivery Team Representative spoke to:

Representative

Date

