



**TABLE OF CONTENTS**



SL Boom 1-1 .....	1	4EP-1 .....	6
SR Boom 1 .....	1	3EP-1 .....	7
5EP-1 .....	1	2EP-1 .....	9
SL Boom 2-1 .....	1	SR FOH Aux Pipe-1 .....	10
SL Boom 3-1 .....	2	Stage Right Floor .....	10
SR Boom 3 .....	2	Stage Left Floor .....	10
SR Boom 2 .....	2	Tension Grid Underhang .....	11
HR Catwalk-1 .....	2	Pit Floor Pipe .....	11
HL Catwalk-1 .....	2	SL FOH Aux Pipe-1 .....	11
1EP .....	3	Upstage Floor Pipe .....	12
HR Underhang-1 .....	4	FOH3 .....	12
HL Underhang-1 .....	4	FOH2 .....	13
HR BB-1 .....	4	FOH1 .....	13
HL BB-1 .....	5	HL BB .....	13

# Instrument Schedule

## SL Boom 1-1

U#	Purpose	Instrument Type & Accessory	Load	Clr & Gbo	Chan	Ad	Dm
1	Stage Left Hazer	Martin JEM Hazer Pro	675w		(195)		
2	Stage Left Boom Lights	ETC Source4 36deg	575w	 R88	(231)		
3	Stage Left Boom Lights	ETC Source4 36deg	575w	 R71	(232)		



## SR Boom 1

U#	Purpose	Instrument Type & Accessory	Load	Clr & Gbo	Chan	Ad	Dm
1	Stage Right Boom Lights	ETC Source4 36deg	575w	 R71	(222)		
2	Stage Right Boom Lights	ETC Source4 36deg	575w	 R88	(221)		
3	Stage Right Hazer	Martin JEM Hazer Pro	675w		(194)		



## 5EP-1

U#	Purpose	Instrument Type & Accessory	Load	Clr & Gbo	Chan	Ad	Dm
1	Top Cyc Row	Altman Spectra CYC 50	50w		(210)		
2	Top Cyc Row	Altman Spectra CYC 50	50w		(209)		
3	Special Effect Movers	Elation Artiste Picasso	900w		(291)		
4	Top Cyc Row	Altman Spectra CYC 50	50w		(208)		
5	Special Effect Movers	Elation Artiste Picasso	900w		(292)		
6	Top Cyc Row	Altman Spectra CYC 50	50w		(207)		
7	Top Cyc Row	Altman Spectra CYC 50	50w		(206)		



## SL Boom 2-1

U#	Purpose	Instrument Type & Accessory	Load	Clr & Gbo	Chan	Ad	Dm
1	Stage Left Fogger	Martin Magnum 2500Hz	920w		(197)		
2	Stage Left Boom Lights	ETC Source4 36deg	575w	 R88	(233)		
3	Stage Left Boom Lights	ETC Source4 36deg	575w	 R71	(234)		



**SL Boom 3-1**

U#	Purpose	Instrument Type & Accessory	Load	Clr & Gbo	Chan	Ad	Dm
1	Stage Left Fogger	Martin Magnum 2500Hz	920w		(199)		
2	Stage Left Boom Lights	ETC Source4 36deg	575w	 R71	(236)		
3	Stage Left Boom Lights	ETC Source4 36deg	575w	 R88	(235)		

**SR Boom 3**

U#	Purpose	Instrument Type & Accessory	Load	Clr & Gbo	Chan	Ad	Dm
1	Stage Right Boom Lights	ETC Source4 36deg	575w	 R71	(226)		
2	Stage Right Boom Lights	ETC Source4 36deg	575w	 R88	(225)		
3	Stage Right Fogger	Martin Magnum 2500Hz	920w		(198)		

**SR Boom 2**

U#	Purpose	Instrument Type & Accessory	Load	Clr & Gbo	Chan	Ad	Dm
1	Stage Right Boom Lights	ETC Source4 36deg	575w	 R71	(224)		
2	Stage Right Boom Lights	ETC Source4 36deg	575w	 R88	(223)		
3	Stage Right Fogger	Martin Magnum 2500Hz	920w		(196)		











**HR Catwalk-1**

U#	Purpose	Instrument Type & Accessory	Load	Clr & Gbo	Chan	Ad	Dm
1	House Right LED Wash	ETC ColorSource Spot 50deg	160w	 R119	(181)		

**HL Catwalk-1**

U#	Purpose	Instrument Type & Accessory	Load	Clr & Gbo	Chan	Ad	Dm
1	House Left LED Wash	ETC ColorSource Spot 50deg	160w	 R119	(182)		

## 1EP

U#	Purpose	Instrument Type & Accessory	Load	Clr & Gbo	Chan	Ad	Dm
1	High Side Stage Left	ETC Source 4WRD PAR WFL	155w		(121)		
2	High Side Stage Left	ETC Source 4WRD PAR MFL	155w		(122)		
3	High Side Stage Left	ETC Source 4WRD PAR NSP	155w		(123)		
4	First Electric Front Light	ETC Source4 Fresnel	750w	 R364	(61)		
5	First Electric Front Light	ETC Source4 Fresnel	750w	 R92	(62)		
6	First Electric Spot Fixture	High End Systems SolaSpot Pro 1000	500w		(261)		
7	First Electric Front Light	ETC Source4 Fresnel	750w	 R364	(63)		
8	First Electric Front Light	ETC Source4 Fresnel	750w	 R92	(64)		
9	First Electric Spot Fixture	High End Systems SolaSpot Pro 1000	500w		(262)		
10	First Electric Front Light	ETC Source4 Fresnel	750w	 R364	(65)		
11	First Electric Front Light	ETC Source4 Fresnel	750w	 R92	(66)		
12	First Electric Spot Fixture	High End Systems SolaSpot Pro 1000	500w		(263)		
13	First Electric Front Light	ETC Source4 Fresnel	750w	 R364	(67)		
14	First Electric Front Light	ETC Source4 Fresnel	750w	 R92	(68)		
15	First Electric Spot Fixture	High End Systems SolaSpot Pro 1000	500w		(264)		
16	First Electric Front Light	ETC Source4 Fresnel	750w	 R364	(69)		
17	First Electric Front Light	ETC Source4 Fresnel	750w	 R92	(70)		
18	High Side Stage Right	ETC Source 4WRD PAR NSP	155w		(124)		
19	High Side Stage Right	ETC Source 4WRD PAR MFL	155w		(125)		
20	High Side Stage Right	ETC Source 4WRD PAR WFL	155w		(126)		

**HR Underhang-1**

U#	Purpose	Instrument Type & Accessory	Load	Clr & Gbo	Chan	Ad	Dm
1	Underhang Blinder Atmosphere Light	Cuepix Panel	750w		(172)		
2	Underhang Blinder Atmosphere Light	Cuepix Panel	750w		(171)		

**HL Underhang-1**

U#	Purpose	Instrument Type & Accessory	Load	Clr & Gbo	Chan	Ad	Dm
1	Underhang Blinder Atmosphere Light	Cuepix Panel	750w		(173)		
2	Underhang Blinder Atmosphere Light	Cuepix Panel	750w		(174)		


**HR BB-1**

U#	Purpose	Instrument Type & Accessory	Load	Clr & Gbo	Chan	Ad	Dm
1	House Right Box Boom	ETC Source4 26deg	575w	<input type="radio"/> R119	(51)		
2	House Right Box Boom	ETC Source4 26deg	575w	<input type="radio"/> R119	(52)		
3	House Right Box Boom	ETC Source4 26deg	575w	<input type="radio"/> R119	(53)		
4	House Right Box Boom	ETC Source4 26deg	575w	<input type="radio"/> R119	(54)		
5	House Right Box Boom	ETC Source4 26deg	575w	<input type="radio"/> R119	(55)		
6	House Right Box Boom	ETC Source4 26deg	575w	<input type="radio"/> R119	(56)		



















**HL BB-1**

U#	Purpose	Instrument Type & Accessory	Load	Clr & Gbo	Chan	Ad	Dm
1	House Left Box Boom	ETC Source4 26deg	575w	<input type="radio"/> R119	(46)		
2	House Left Box Boom	ETC Source4 26deg	575w	<input type="radio"/> R119	(45)		
3	House Left Box Boom	ETC Source4 26deg	575w	<input type="radio"/> R119	(44)		
4	House Left Box Boom	ETC Source4 26deg	575w	<input type="radio"/> R119	(43)		
5	House Left Box Boom	ETC Source4 26deg	575w	<input type="radio"/> R119	(42)		
6	House Left Box Boom	ETC Source4 26deg	575w	<input type="radio"/> R119	(41)		

## 4EP-1

U#	Purpose	Instrument Type & Accessory	Load	Clr & Gbo	Chan	Ad	Dm
1	High Side Stage Left	ETC Source 4WRD PAR WFL	155w		(151)		
2	High Side Stage Left	ETC Source 4WRD PAR MFL	155w		(152)		
3	High Side Stage Left	ETC Source 4WRD PAR NSP	155w		(153)		
4	Fourth Electric Back Light	ETC Source4 PAR WFL	575w	 R20	(111)		
5	Fourth Electric Wash Fixture	Chauvet Rogue R3 Wash	704w		(281)		
6	Fourth Electric Back Light	ETC Source4 PAR WFL	575w	 R363	(112)		
7	Fourth Electric Back Light	ETC Source4 PAR WFL	575w	 R20	(113)		
8	Fourth Electric Wash Fixture	Chauvet Rogue R3 Wash	704w		(282)		
9	Fourth Electric Back Light	ETC Source4 PAR WFL	575w	 R363	(114)		
10	Fourth Electric Back Light	ETC Source4 PAR WFL	575w	 R20	(115)		
11	Fourth Electric Wash Fixture	Chauvet Rogue R3 Wash	704w		(283)		
12	Fourth Electric Back Light	ETC Source4 PAR WFL	575w	 R363	(116)		
13	Fourth Electric Back Light	ETC Source4 PAR WFL	575w	 R20	(117)		
14	Fourth Electric Wash Fixture	Chauvet Rogue R3 Wash	704w		(284)		
15	Fourth Electric Back Light	ETC Source4 PAR WFL	575w	 R363	(118)		
16	Fourth Electric Back Light	ETC Source4 PAR WFL	575w	 R20	(119)		
17	Fourth Electric Wash Fixture	Chauvet Rogue R3 Wash	704w		(285)		
18	Fourth Electric Back Light	ETC Source4 PAR WFL	575w	 R363	(120)		
19	High Side Stage Right	ETC Source 4WRD PAR NSP	155w		(154)		
20	High Side Stage Right	ETC Source 4WRD PAR MFL	155w		(155)		
21	High Side Stage Right	ETC Source 4WRD PAR WFL	155w		(156)		



## 3EP-1

U#	Purpose	Instrument Type & Accessory	Load	Clr & Gbo	Chan	Ad	Dm
1	High Side Stage Left	ETC Source 4WRD PAR WFL	155w		(141)		
2	High Side Stage Left	ETC Source 4WRD PAR MFL	155w		(142)		
3	High Side Stage Left	ETC Source 4WRD PAR NSP	155w		(143)		
4	Third Electric Back Light	ETC Source4 PAR WFL	575w	 R20	(101)		
5	Third Electric Front Light	ETC Source4 Fresnel	750w	 R364	(81)		
6	Third Electric Wash Fixture	Chauvet Rogue R3 Wash	704w		(276)		
7	Third Electric Front Light	ETC Source4 Fresnel	750w	 R92	(82)		
8	Third Electric Back Light	ETC Source4 PAR WFL	575w	 R363	(102)		
9	Third Electric Back Light	ETC Source4 PAR WFL	575w	 R20	(103)		
10	Third Electric Front Light	ETC Source4 Fresnel	750w	 R364	(83)		
11	Third Electric Wash Fixture	Chauvet Rogue R3 Wash	704w		(277)		
12	Third Electric Front Light	ETC Source4 Fresnel	750w	 R92	(84)		
13	Third Electric Back Light	ETC Source4 PAR WFL	575w	 R363	(104)		
14	Third Electric Back Light	ETC Source4 PAR WFL	575w	 R20	(105)		
15	Third Electric Front Light	ETC Source4 Fresnel	750w	 R364	(85)		
16	Third Electric Wash Fixture	Chauvet Rogue R3 Wash	704w		(278)		
17	Third Electric Front Light	ETC Source4 Fresnel	750w	 R92	(86)		
18	Third Electric Back Light	ETC Source4 PAR WFL	575w	 R363	(106)		
19	Third Electric Back Light	ETC Source4 PAR WFL	575w	 R20	(107)		
20	Third Electric Front Light	ETC Source4 Fresnel	750w	 R364	(87)		
21	Third Electric Wash Fixture	Chauvet Rogue R3 Wash	704w		(279)		
22	Third Electric Front Light	ETC Source4 Fresnel	750w	 R92	(88)		
23	Third Electric Back Light	ETC Source4 PAR WFL	575w	 R363	(108)		
24	Third Electric Back Light	ETC Source4 PAR WFL	575w	 R20	(109)		
25	Third Electric Front Light	ETC Source4 Fresnel	750w	 R364	(89)		
26	Third Electric Wash Fixture	Chauvet Rogue R3 Wash	704w		(280)		


















# Instrument Schedule





## 3EP-1

U#	Purpose	Instrument Type & Accessory	Load	Clr & Gbo	Chan	Ad	Dm
27	Third Electric Front Light	ETC Source4 Fresnel	750w	 R92	(90)		
28	Third Electric Back Light	ETC Source4 PAR WFL	575w	 R363	(110)		
29	High Side Stage Right	ETC Source 4WRD PAR NSP	155w		(144)		
30	High Side Stage Right	ETC Source 4WRD PAR MFL	155w		(145)		
31	High Side Stage Right	ETC Source 4WRD PAR WFL	155w		(146)		

## 2EP-1

U#	Purpose	Instrument Type & Accessory	Load	Clr & Gbo	Chan	Ad	Dm
1	High Side Stage Left	ETC Source 4WRD PAR WFL	155w		(131)		
2	High Side Stage Left	ETC Source 4WRD PAR MFL	155w		(132)		
3	High Side Stage Left	ETC Source 4WRD PAR NSP	155w		(133)		
4	Second Electric Back Light	ETC Source4 PAR WFL	575w	 R20	(91)		
5	Second Electric Front Light	ETC Source4 Fresnel	750w	 R364	(71)		
6	Second Electric Wash Fixture	Chauvet Rogue R3 Wash	704w		(271)		
7	Second Electric Front Light	ETC Source4 Fresnel	750w	 R92	(72)		
8	Second Electric Back Light	ETC Source4 PAR WFL	575w	 R363	(92)		
9	Second Electric Back Light	ETC Source4 PAR WFL	575w	 R20	(93)		
10	Second Electric Front Light	ETC Source4 Fresnel	750w	 R364	(73)		
11	Second Electric Wash Fixture	Chauvet Rogue R3 Wash	704w		(272)		
12	Second Electric Front Light	ETC Source4 Fresnel	750w	 R92	(74)		
13	Second Electric Back Light	ETC Source4 PAR WFL	575w	 R363	(94)		
14	Second Electric Back Light	ETC Source4 PAR WFL	575w	 R20	(95)		
15	Second Electric Front Light	ETC Source4 Fresnel	750w	 R364	(75)		
16	Second Electric Wash Fixture	Chauvet Rogue R3 Wash	704w		(273)		
17	Second Electric Front Light	ETC Source4 Fresnel	750w	 R92	(76)		
18	Second Electric Back Light	ETC Source4 PAR WFL	575w	 R363	(96)		
19	Second Electric Back Light	ETC Source4 PAR WFL	575w	 R20	(97)		
20	Second Electric Front Light	ETC Source4 Fresnel	750w	 R364	(77)		
21	Second Electric Wash Fixture	Chauvet Rogue R3 Wash	704w		(274)		
22	Second Electric Front Light	ETC Source4 Fresnel	750w	 R92	(78)		
23	Second Electric Back Light	ETC Source4 PAR WFL	575w	 R363	(98)		

**2EP-1**

U#	Purpose	Instrument Type & Accessory	Load	Clr & Gbo	Chan	Ad	Dm
24	Second Electric Back Light	ETC Source4 PAR WFL	575w	 R20	(99)		
25	Second Electric Front Light	ETC Source4 Fresnel	750w	 R364	(79)		
26	Second Electric Wash Fixture	Chauvet Rogue R3 Wash	704w		(275)		
27	Second Electric Front Light	ETC Source4 Fresnel	750w	 R92	(80)		
28	Second Electric Back Light	ETC Source4 PAR WFL	575w	 R363	(100)		
29	High Side Stage Right	ETC Source 4WRD PAR NSP	155w		(134)		
30	High Side Stage Right	ETC Source 4WRD PAR MFL	155w		(135)		
31	High Side Stage Right	ETC Source 4WRD PAR WFL	155w		(136)		

**SR FOH Aux Pipe-1**

U#	Purpose	Instrument Type & Accessory	Load	Clr & Gbo	Chan	Ad	Dm
1	High Side Stage Right	ETC Source 4WRD PAR NSP	155w		(164)		
1	Stage Right Floor Fogger	Martin Magnum 2500Hz	920w		(191)		
2	High Side Stage Right	ETC Source 4WRD PAR MFL	155w		(165)		
3	High Side Stage Right	ETC Source 4WRD PAR WFL	155w		(166)		

**Stage Right Floor**

U#	Purpose	Instrument Type & Accessory	Load	Clr & Gbo	Chan	Ad	Dm
1	Stage Right Floor Fogger	Martin Magnum 2500Hz	920w		(192)		

**Stage Left Floor**

U#	Purpose	Instrument Type & Accessory	Load	Clr & Gbo	Chan	Ad	Dm
1	Stage Left Floor Fogger	Martin Magnum 2500Hz	920w		(193)		

**Tension Grid Underhang**

U#	Purpose	Instrument Type & Accessory	Load	Clr & Gbo	Chan	Ad	Dm
1	Underhang Wash Light	Mac 2K Wash Studio	1.2kW		(241)		
2	Underhang Spot Fixture	Chauvet Rogue R3 Spot	514w		(251)		
3	Underhang Wash Light	Mac 2K Wash Studio	1.2kW		(242)		
4	Underhang Spot Fixture	Chauvet Rogue R3 Spot	514w		(252)		
5	Underhang Wash Light	Mac 2K Wash Studio	1.2kW		(243)		

**Pit Floor Pipe**

U#	Purpose	Instrument Type & Accessory	Load	Clr & Gbo	Chan	Ad	Dm
1	Border Light	ETC ColorSource Linear 2	218w		(211)		
2	Border Light	ETC ColorSource Linear 2	218w		(212)		
3	Border Light	ETC ColorSource Linear 2	218w		(213)		
4	Border Light	ETC ColorSource Linear 2	218w		(214)		
5	Border Light	ETC ColorSource Linear 2	218w		(215)		
6	Border Light	ETC ColorSource Linear 2	218w		(216)		
7	Border Light	ETC ColorSource Linear 2	218w		(217)		
8	Border Light	ETC ColorSource Linear 2	218w		(218)		
9	Border Light	ETC ColorSource Linear 2	218w		(219)		
10	Border Light	ETC ColorSource Linear 2	218w		(220)		

**SL FOH Aux Pipe-1**

U#	Purpose	Instrument Type & Accessory	Load	Clr & Gbo	Chan	Ad	Dm
1	High Side Stage Left	ETC Source 4WRD PAR WFL	155w		(161)		
2	High Side Stage Left	ETC Source 4WRD PAR MFL	155w		(162)		
3	High Side Stage Left	ETC Source 4WRD PAR NSP	155w		(163)		

**Upstage Floor Pipe**

U#	Purpose	Instrument Type & Accessory	Load	Clr & Gbo	Chan	Ad	Dm
1	Bottom Cyc Row	Altman Spectra CYC 50	50w		(205)		
2	Bottom Cyc Row	Altman Spectra CYC 50	50w		(204)		
3	Bottom Cyc Row	Altman Spectra CYC 50	50w		(203)		
4	Bottom Cyc Row	Altman Spectra CYC 50	50w		(202)		
5	Bottom Cyc Row	Altman Spectra CYC 50	50w		(201)		

**FOH3**

U#	Purpose	Instrument Type & Accessory	Load	Clr & Gbo	Chan	Ad	Dm
1	Front Lighting	ETC Source4 26deg	575w	<input checked="" type="radio"/> R360	(15)		
2	Front Lighting	ETC Source4 LED2DS 26deg	246w	<input type="radio"/> R119	(35)		
3	Front Lighting	ETC Source4 26deg	575w	<input checked="" type="radio"/> R360	(14)		
4	Front Lighting	ETC Source4 LED2DS 26deg	246w	<input type="radio"/> R119	(34)		
5	Front Lighting	ETC Source4 26deg	575w	<input checked="" type="radio"/> R360	(13)		
6	Front Lighting	ETC Source4 LED2DS 26deg	246w	<input type="radio"/> R119	(33)		
7	Front Lighting	ETC Source4 26deg	575w	<input checked="" type="radio"/> R360	(12)		
8	Front Lighting	ETC Source4 LED2DS 26deg	246w	<input type="radio"/> R119	(32)		
9	Front Lighting	ETC Source4 26deg	575w	<input checked="" type="radio"/> R360	(11)		
10	Front Lighting	ETC Source4 LED2DS 26deg	246w	<input type="radio"/> R119	(31)		

**FOH2**

U#	Purpose	Instrument Type & Accessory	Load	Clr & Gbo	Chan	Ad	Dm
1	Front Lighting	ETC Source4 26deg	575w	<input checked="" type="radio"/> R360	(10)		
2	Front Lighting	ETC Source4 LED2DS 26deg	246w	<input type="radio"/> R119	(30)		
3	Front Lighting	ETC Source4 26deg	575w	<input checked="" type="radio"/> R360	(9)		
4	Front Lighting	ETC Source4 LED2DS 26deg	246w	<input type="radio"/> R119	(29)		
5	Front Lighting	ETC Source4 26deg	575w	<input checked="" type="radio"/> R360	(8)		
6	Front Lighting	ETC Source4 LED2DS 26deg	246w	<input type="radio"/> R119	(28)		
7	Front Lighting	ETC Source4 26deg	575w	<input checked="" type="radio"/> R360	(7)		
8	Front Lighting	ETC Source4 LED2DS 26deg	246w	<input type="radio"/> R119	(27)		
9	Front Lighting	ETC Source4 26deg	575w	<input checked="" type="radio"/> R360	(6)		
10	Front Lighting	ETC Source4 LED2DS 26deg	246w	<input type="radio"/> R119	(26)		

**FOH1**

U#	Purpose	Instrument Type & Accessory	Load	Clr & Gbo	Chan	Ad	Dm
1	Front Lighting	ETC Source4 26deg	575w	<input checked="" type="radio"/> R360	(5)		
2	Front Lighting	ETC Source4 LED2DS 26deg	246w	<input type="radio"/> R119	(25)		
3	Front Lighting	ETC Source4 26deg	575w	<input checked="" type="radio"/> R360	(4)		
4	Front Lighting	ETC Source4 LED2DS 26deg	246w	<input type="radio"/> R119	(24)		
5	Front Lighting	ETC Source4 26deg	575w	<input checked="" type="radio"/> R360	(3)		
6	Front Lighting	ETC Source4 LED2DS 26deg	246w	<input type="radio"/> R119	(23)		
7	Front Lighting	ETC Source4 26deg	575w	<input checked="" type="radio"/> R360	(2)		
8	Front Lighting	ETC Source4 LED2DS 26deg	246w	<input type="radio"/> R119	(22)		
9	Front Lighting	ETC Source4 26deg	575w	<input checked="" type="radio"/> R360	(1)		
10	Front Lighting	ETC Source4 LED2DS 26deg	246w	<input type="radio"/> R119	(21)		

**HL BB**

U#	Purpose	Instrument Type & Accessory	Load	Clr & Gbo	Chan	Ad	Dm
4	Box Boom Front	Source 4 26deg	575w				