

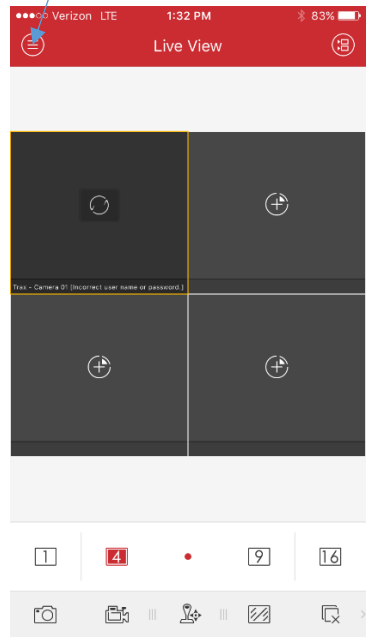
PLTC Camera System

iPhone App Setup - (1st time only)

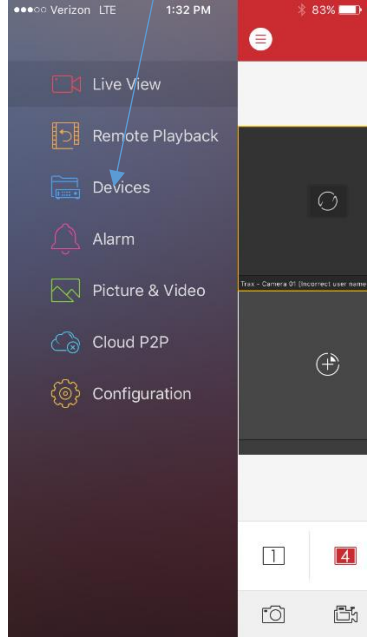
1. Download the iVMS-4500 App.
Open the App.



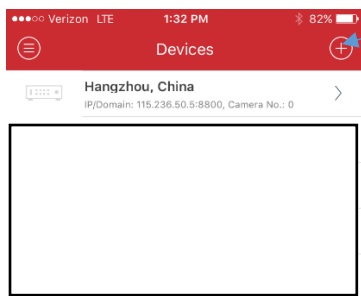
2. Select



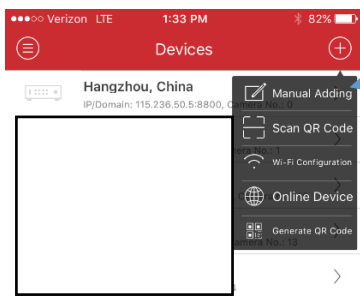
3. Select



4. Select



5. Select



Verizon 9:38 PM 68%

Device Information

Alias PLTC

Register Mode IP/Domain

Address PLTC.dnsalias.com

Port 48000

User Name PLTC Guest

Password ●●●●●●●●

Camera No. 3

Start Live View

7. Save When Done.

6. Fill-in ALL Fields exactly as noted.
Password is PLTC1234#

Verizon 9:38 PM 68%

Device Information

Alias PLTC

Register Mode IP/Domain

Address PLTC.dnsalias.com

Port 48000

User Name PLTC Guest

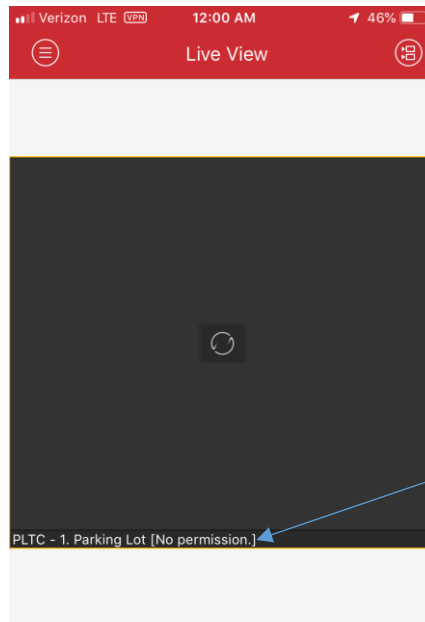
Password ●●●●●●●●

Camera No. 3

Start Live View

8. Select

Viewing Cameras



1. Opening View
(CAMERA 1)

Guest users have access
to CAMERA 3 ONLY)



SWIPE to the left until
you see CAMERA 3.



Flip phone **sideways** to see a larger view.

For Support call Bill Baker 862-226-2237