

SONOROUS

SONOROUS[®]

At Sonorous, we believe your entertainment system should be complimented by specialist AV (Audio Video) furniture that displays your TV, not your wires. It should also be totally functional, giving an accessible yet discrete and bespoke home to your entertainment system. Choose confidently from our contemporary designs that will compliment your personal style and the carefully selected furnishings in your home.

Index	Pages
ELEMENTS MULTIMEDIA CABINETS :	4-17
ELEMENTS SIDEBOARDS :	18-37
TABLES :	38-51
SHELF & BOX SYSTEM :	52-57
FEATURES:	58-67
COLOR VARIABLES :	68-71
PRODUCT INFORMATION :	72-106



ELEMENTS MULTIMEDIA CABINETS

ELEMENTS brings Sonorous design, creativity and styling to a new level. A modular concept that displays and discreetly stores all your Audio / Video equipment right at the heart of your living space.

Special attention has been given to provide discrete and practical storage for all your home entertainment, yet meet the style and design requirements of the most carefully furnished home.

Contemporary designs of lacquered tempered glass and wood are at the core of Elements. The concept is simple and convincing. Quality without compromise.















ELEMENTS SIDEBOARDS

Sonorous introduces **ELEMENTS SIDEBOARDS** , a new cabinet system designed by Sonorous

The body come in four different width and five different height with doors, flaps and drawers . By playing with different colors and materials (Glass, wood, ceramic, veneer) and layout you can create your own cabinet.

The different boxes are put next to each other with a continuous delicate glass on top
Sideboard is available in both standing on wood base or a metal frame.

Wall hanging for the single module or the whole combination is also an option.





















TABLES DINING TABLES

Sonorous is proud to introduce new **table** series.

The ceramic and/or glass table-top contrasts beautifully with metal or solid wood leg frameoptions.
Tables of different heights can be grouped together as nest sets, with the smaller version used as a coffee or occasional table and the larger piece as a dining table.

Our latest collections are right at home in the most diverse interiors, becoming a timeless part of your own personal design style."

COFFEE TABLES & SIDE TABLES

Sonorous introduces **Coffee Tables & Side Tables** designed by Sonorous

A series of **Coffee Tables and Side Tables** – with different heights and table top sizes are ideal for your living rooms or any types of interiors. By mixing the colors of the metal bases and table tops, the expression of the tables may be varied infinitely.
Coffee tables/side tables made up of two types.
One type comes with metal legs and top panels are either tempered glass or ceramic.
Second type is constructed with the same idea as Elements cabinets.













SHELF & BOX SYSTEM

Shelf & Box features steel bars that allow multiple storage options, the system range from smallest design to the largest solutions. It also offer configurations with a different materials(wood, tempered glass, ceramics) and wide range of colors according to your taste. The system can be adapted into different purposes(bookshelf, sideboard, organizer, showcase) in homes, offices and all living areas.





FEATURES

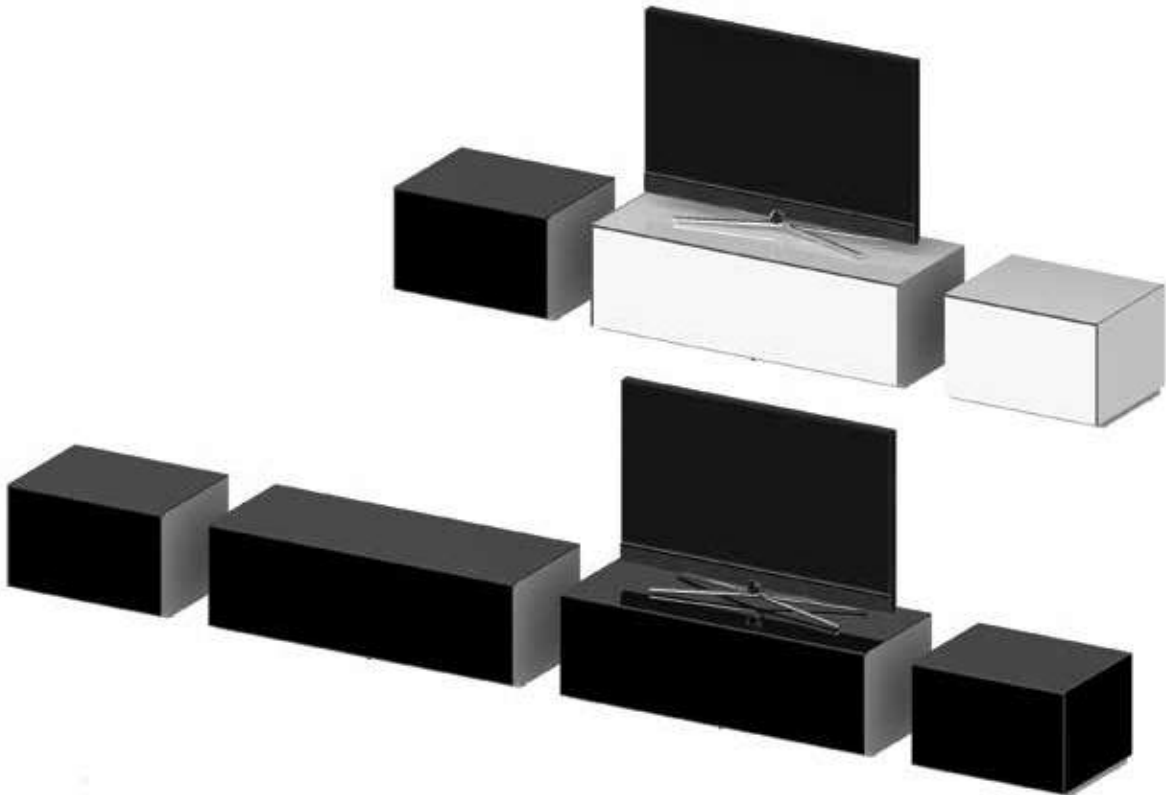
COLOR VARIABLES

PRODUCT INFORMATION

ELEMENTS
SIDEBOARD
TABLES
SHELF & BOX SYSTEM

Pages
58-67
68-71
71-106
71-87
87-97
98-103
104-106

FEATURES



MODULAR CONSTRUCTION (EX / SB)

Modular construction allows you to arrange cabinets as you require, floor standing, attached to your walls, or both, you decide. A system of specialist furniture that combines elegance, technical performance and perfection.



CABLE MANAGEMENT (EX)

Cables are an essential part of your system, but you don't want to see them. Multiple and discrete horizontal and vertical cable channels make for easy access for cabling through shelves and cabinets whilst keeping them out of sight within the cabinet.



ROTATING MOUNT (EX)

Brushed anodised aluminium profile is used for TV mounting and provides rotating and an integrated cable management system.



ACOUSTIC FABRIC DOOR (EX / SB)

Amplifier, media players and game consoles can all be stored behind flaps which are covered with acoustic fabric door or perforated door. Designed to ensure adequate ventilation so your devices don't overheat. A sound bar, loudspeakers and subwoofers can be placed and operated, hidden from view, without affecting performance.



PERFORATED DOOR (EX / SB)



ANODISED ALUMINIUM EDGES (EX)

Careful use of anodized aluminium profiles creates impact resistance edges



CERAMIC TABLE

Ceramic laminated with glass, promises a long-term use in your interiors.



CERAMIC DOOR (EX / SB)



VENEER DOOR (EX / SB)



IR REPEATER (EX)

Control all your equipment with your remotes, yet keeping it out of sight. Our Infrared Repeater system relays remote control signals to your equipment within the cabinet



PUSH TO OPEN (EX / SB)



FLAP DOOR MECHANISM (EX / SB)
High-quality flap mechanisms ensures soft opening and closing.



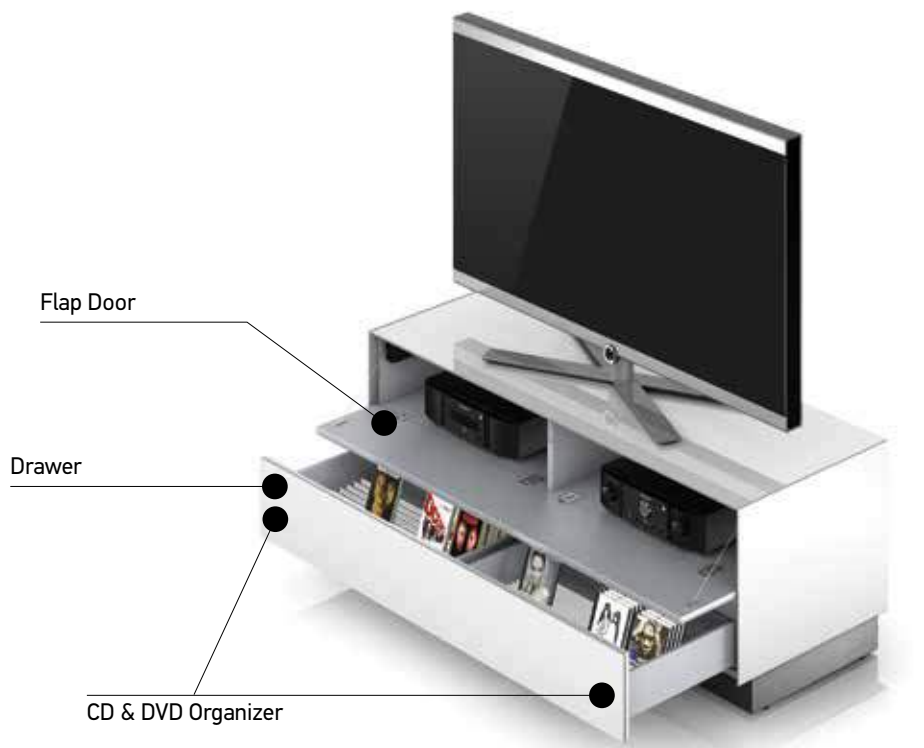
DRAWER (EX / SB)
Drawers incorporate high performance and luxury "push to open" mechanisms



ADJUSTABLE LEVELLING FEET FOR METAL LEGS (EX / SB)



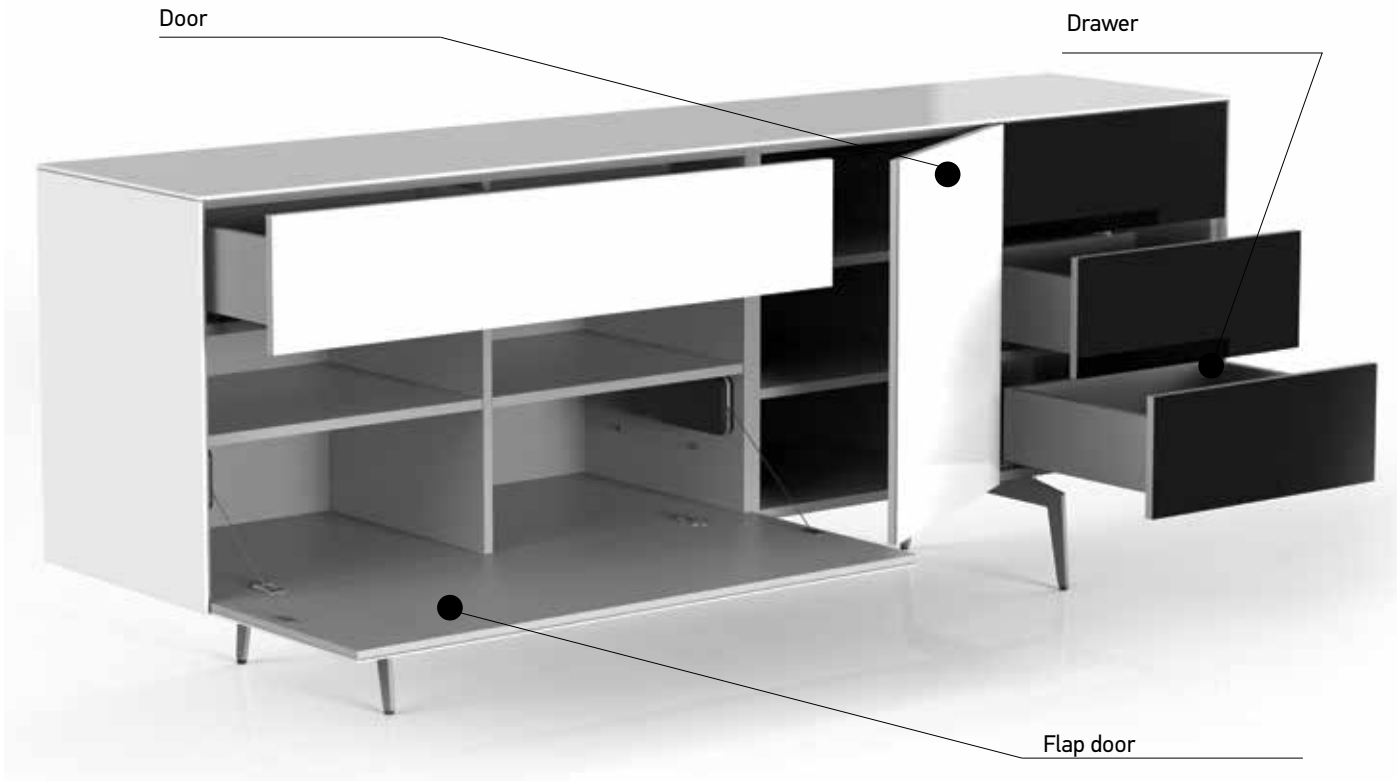
ADJUSTABLE LEVELLING FEET FOR BASES (EX / SB)



Flap Door
Drawer
CD & DVD Organizer

DRAWER SLIDES & FLAP DOORS

Anodized aluminium CD and DVD storage can be integrated into drawers.



Door
Drawer
Flap door

DRAWER SLIDES
FLAP DOORS & SIDE OPENING DOORS

CHOICE OF BASES



1. CRAB 13 cm



2. PLAIN 13 cm



5. CAGE 40 cm



6. CAGE 20 cm



3. BASE 3,5 cm



4. BASE 9 cm



7. SPIKE 20 cm / 13 cm



8. TUBE 13 cm

CHOICE OF TABLE LEGS



1. CHEVRON 74 cm



6. TWIN 74 cm



7. MIRROR 74 cm



2. TRAPEZOID 74 cm



3. WARP 74 cm



8. GONDOLA 74 cm



9. CONE 74 cm



4. MAZE 74 cm



5. PORTAL 74 cm




10. NET 74 cm

COLOR VARIABLES


Finishes to match different tastes and needs. Tempered glass colors and wood finishes, allow you to choose and compliment your style.

GLASS COLORS

CATEGORY : Shiny (A) Matte (A+)



BLK
BLACK



GRP
GRAPHITE




OLV
OLIVE



VPL
VERDE PALLIDO



SBA
SABBIA



BRD
BORDEAUX



RED
RED



TRS
TERRA DI SIENA



CPR
COPPER



RVR
ROSSO VERMIGLIO



CPN
CAPPUCCINO



YLW
YELLOW




SFR
SAFFRON



PNA
PANNA



WHT
WHITE



BLU
DARK BLUE



GRA
GRIOGIO ARGENTO




FYO
FJORD



GRC
GRIOGIO CHIARO




PIT
PISTACHIO



DBR
DARK BROWN




BRW
BROWN



BGE
BEIGE



RSP
ROSA PESCA



BTN
BETON

WOOD DECORS

CATEGORY (B)



AML - ANTRACHITE
MOUNTAIN LARCH



OAK
OAK

OPEN CABINET WOOD DECORS


CATEGORY (B+)



OAK
OAK



BLK
BLACK



WHT
WHITE

VENEER DECORS

CATEGORY (C)



WNTV
WALNUT




OAKV
OAK

FABRIC COLORS

CATEGORY (E)




BLK
BLACK




IRN
IRON




NAVY
NAVY



BRD
BORDEAUX



OLV
OLIVE



GRY
GREY

METAL COLORS (FOR PERFORED DOORS AND METAL LEGS)

CATEGORY (D)



BLK
BLACK



SGR
STORM GREY




GRP
GRAPHITE



EMP
EMPERADOR




SBG
SOFT BEIGE



BRD
BORDEAUX



RED
RED



TRS
TERRA DI SIENA




RVR
ROSSO VERMIGLIO




CPN
CAPPUCCINO




DBR
DARK BROWN




VPL
VERDE PALLIDO




RSP
ROSA PESCA




SFR
SAFFRON




PNA
PANNA




GRA
GRIOGIO ARGENTO



SBA - SABBIA



GRC
GRIOGIO CHIARO



SLV
SILVER



WHT
WHITE



ABR
ANTIQUÉ BRONZE

CERAMIC COLORS (Matte)

CATEGORY (F)



ANT
ANTHRACITE



EMP
EMPERADOR



TVR
TRAVERTINO



MPR
MOCHA PERLA



NDSM
NOIR DESIR



OXF
OXIDO-FLAME



OXC
OXIDO-ICE



PLS
PALISSANDRO

CERAMIC COLORS (Shiny)

CATEGORY (F+)



ALTS
ALTISSIMO



CAL
MICHELANGELO

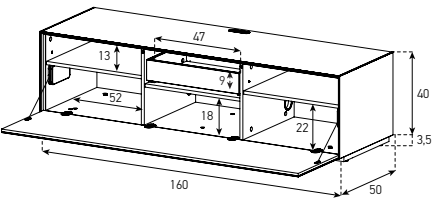


NDS
NOIR DESIR

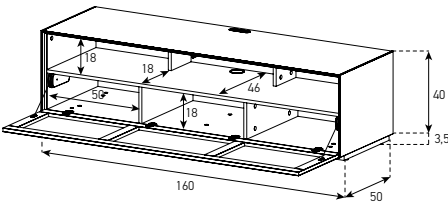


FLOOR CABINETS

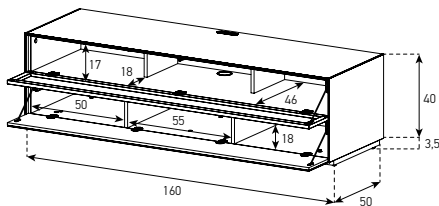
160 x 40 CM (WITH HOLE)
EX30F
(Adjustable shelf + 4 cm)



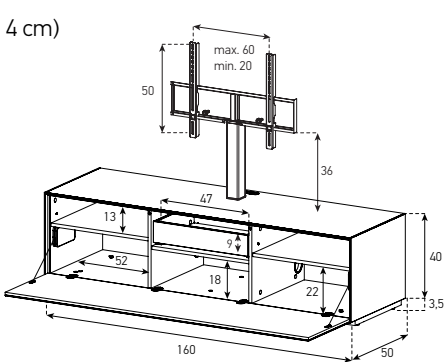
EX30TS / PS



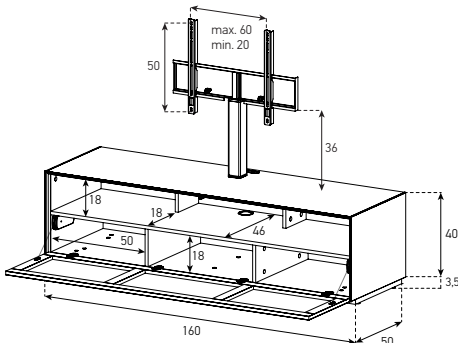
EX30-PF



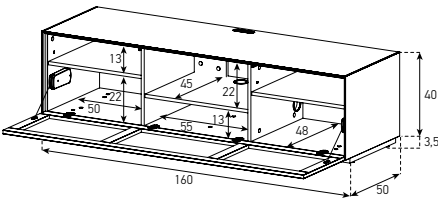
160 x 40 CM (WITH HOLE & BRACKET)
EX31F
(Adjustable shelf + 4 cm)



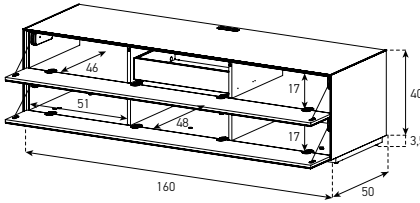
EX31TS / PS



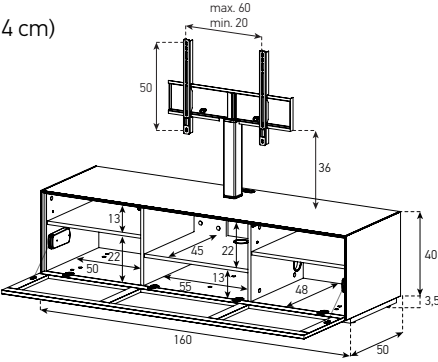
EX30TC / PC
(Adjustable shelf + 4 cm)



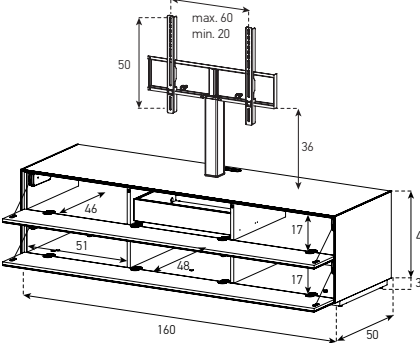
EX30FF



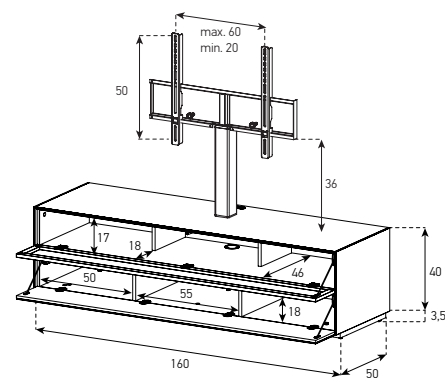
EX31TC / PC
(Adjustable shelf + 4 cm)



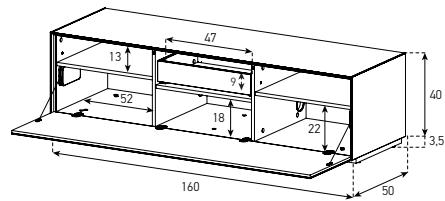
EX31FF



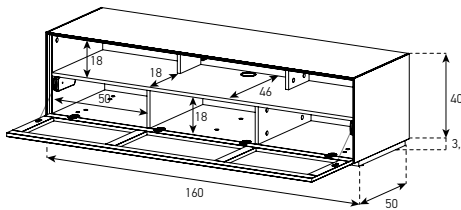
EX31PF



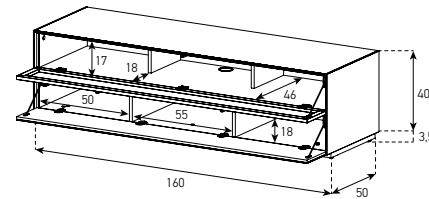
160 x 40 CM (WITHOUT HOLE)
EX32F
(Adjustable shelf + 4 cm)



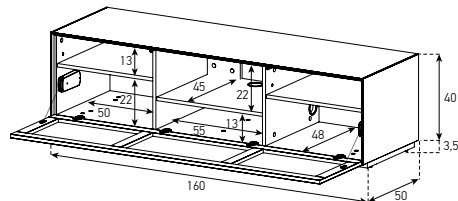
EX32TS / PS



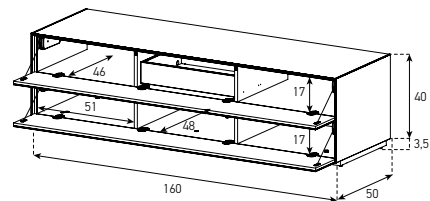
EX32PF



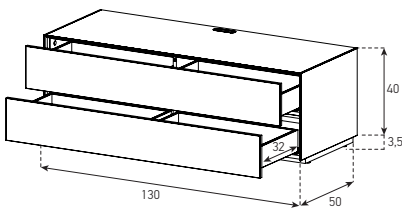
EX32TC / PC
(Adjustable shelf + 4 cm)



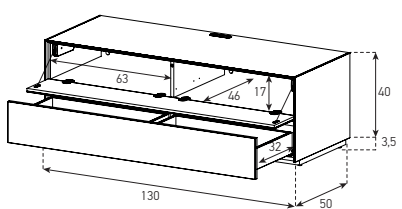
EX32FF



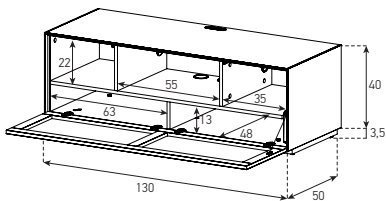
130 x 40 CM (WITH HOLE)
EX10DD



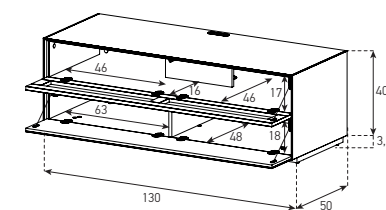
EX10FD



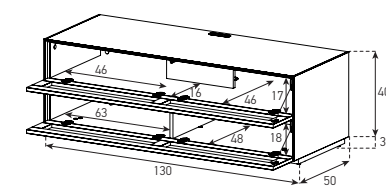
EX10TC / PC



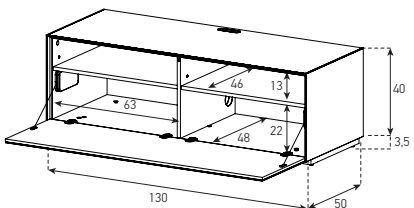
EX10TF / PF



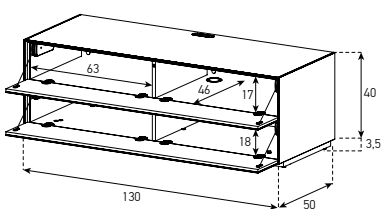
EX10TT / PP



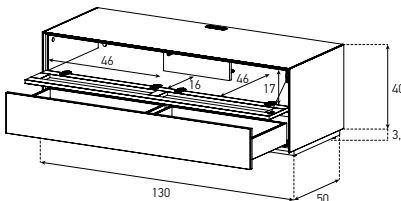
EX10F
(Adjustable shelf + 4 cm)



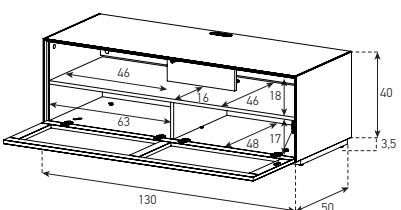
EX10FF



EX10TD / PD

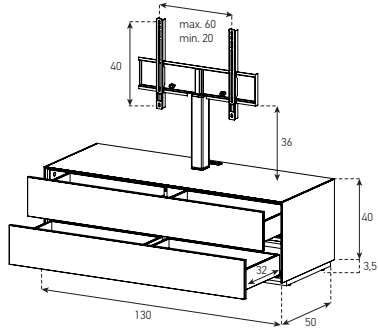


EX10TS / PS

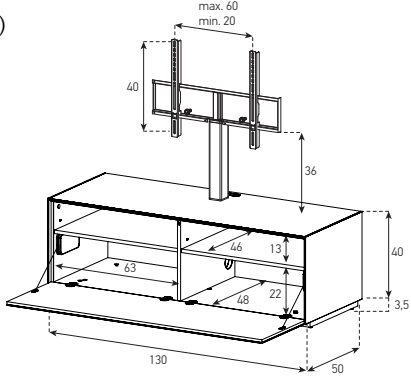


130 x 40 CM (WITH HOLE & BRACKET)

EX11DD

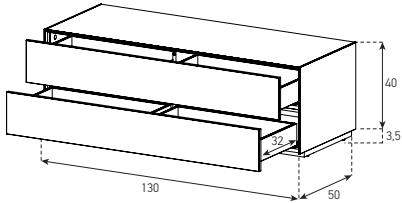


EX11F
(Adjustable shelf + 4 cm)

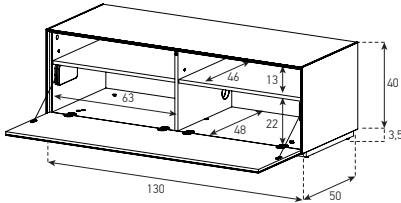


130 x 40 CM (WITHOUT HOLE)

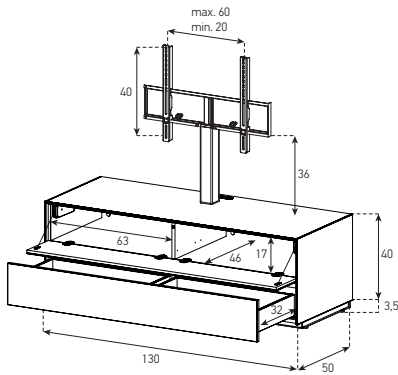
EX12DD



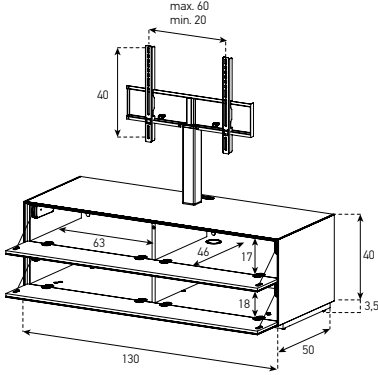
EX12F
(Adjustable shelf + 4 cm)



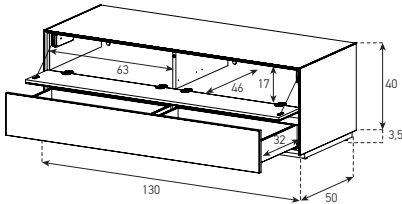
EX11FD



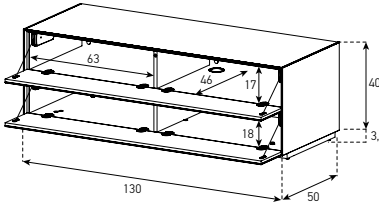
EX11FF



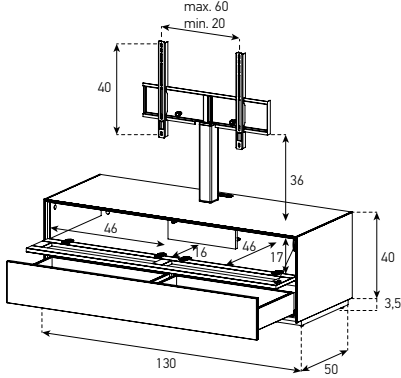
EX12FD



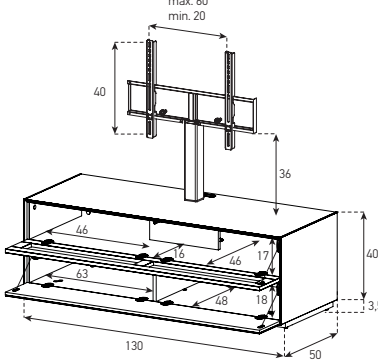
EX12FF



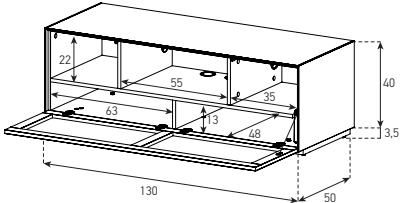
EX11TD / PD



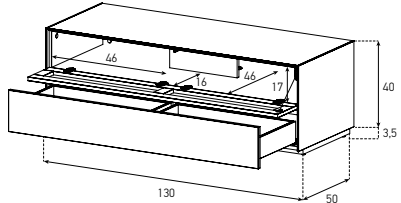
EX11TF / PF



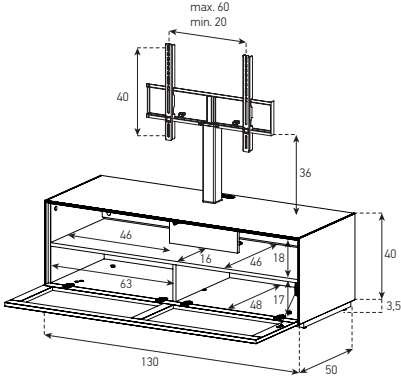
EX12TC / PC



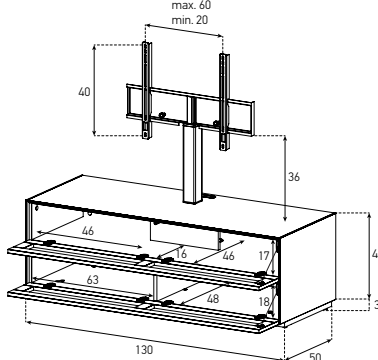
EX12TD / PD



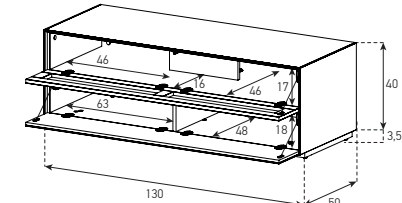
EX11TS / PS



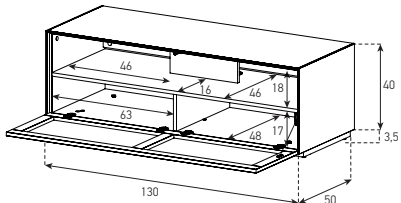
EX11TT / PP



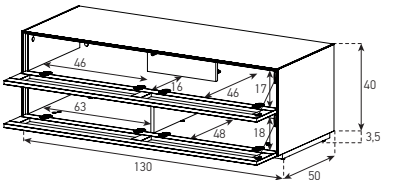
EX12TF / PF



EX12TS / PS

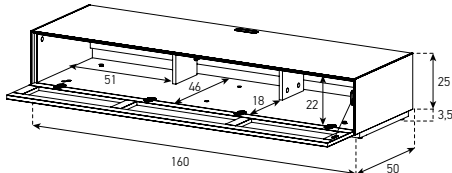
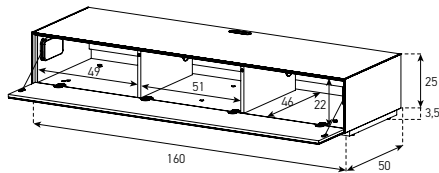


EX12TT / PP



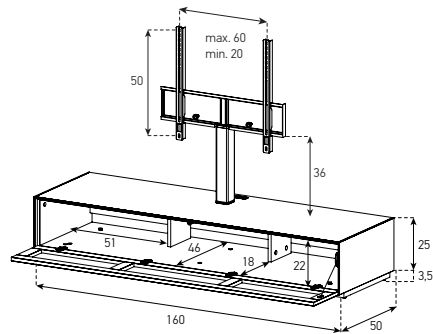
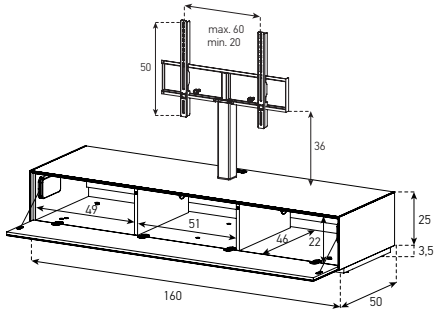
160 x 25 CM (WITH HOLE)
EX35F

EX35TS / PS



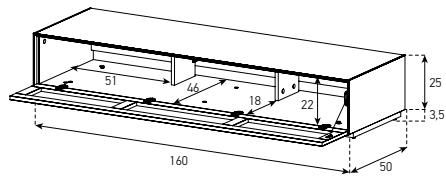
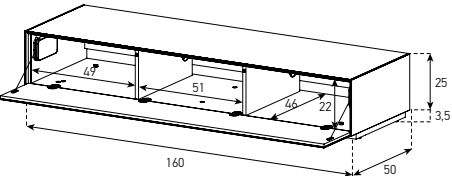
160 x 25 CM (WITH HOLE & BRACKET)
EX36F

EX36TS / PS



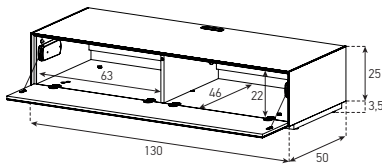
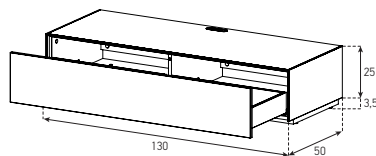
160 x 25 CM (WITHOUT HOLE)
EX37F

EX37TS / PS

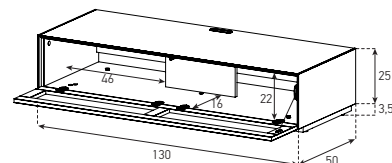


FLOOR CABINETS 130 x 25 CM (WITH HOLE)
EX15D

EX15F

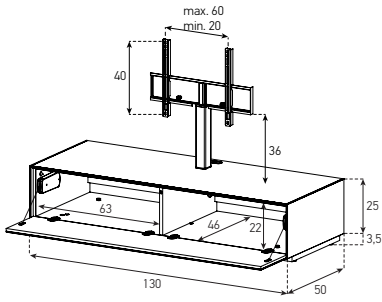
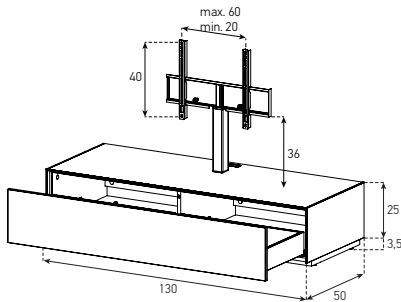


EX15TS / PS

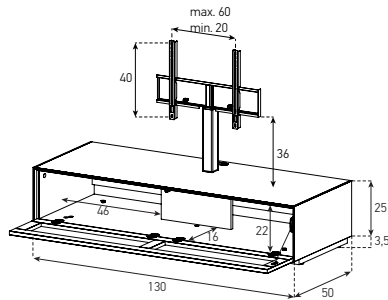


130 x 25 CM (WITH HOLE & BRACKET)
EX16D

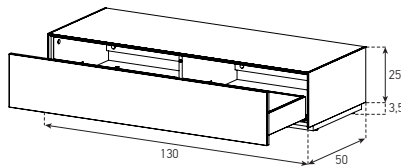
EX16F



EX16TS / PS

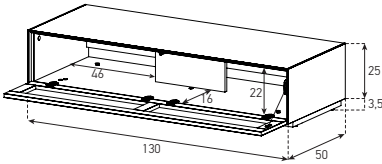
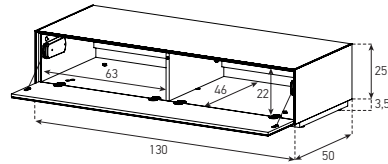


130 x 25 CM (WITHOUT HOLE)
EX17D

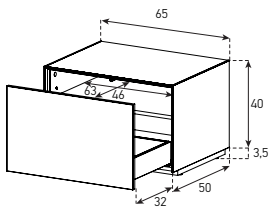


EX17F

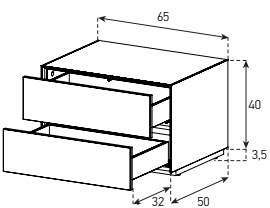
EX17TS / PS



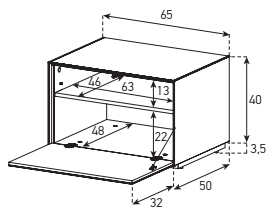
65 x 40 CM
EX20D
(Adjustable shelf + 4 cm)



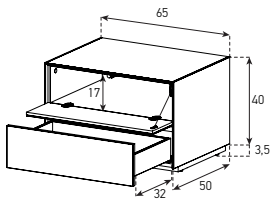
EX20DD



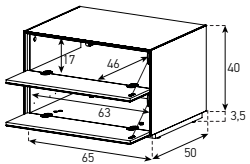
EX20F
(Adjustable shelf + 4 cm)



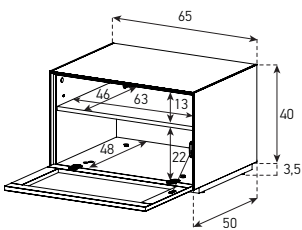
EX20FD



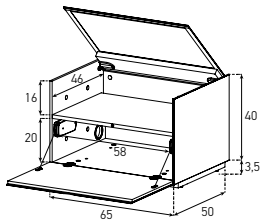
EX20FF



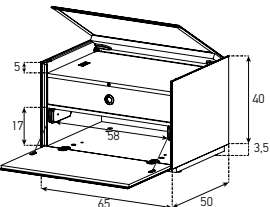
EX20TS / PS
(Adjustable shelf + 4 cm)



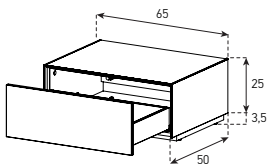
FOR TURN TABLE
ER01F



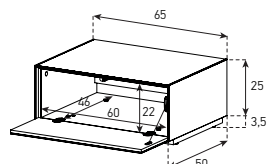
FOR MOBILE DEVICE
EM01F



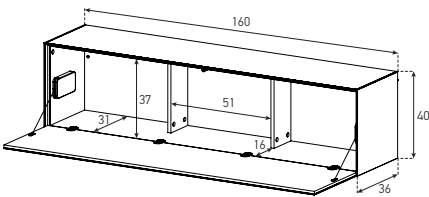
FLOOR CABINETS 65 x 25 CM
EX25D



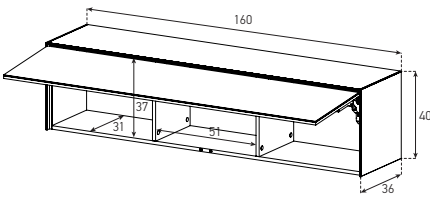
EX25F



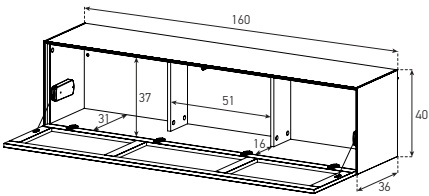
WALL UNITS
160 x 40 CM
ED30F



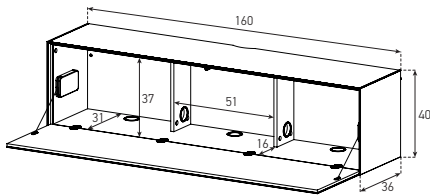
ED30U



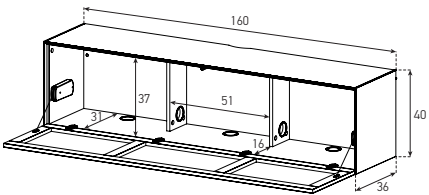
ED30TS / PS



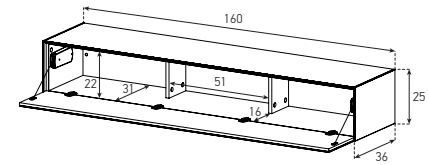
ED31F (WITH CABLE MANAGEMENT)



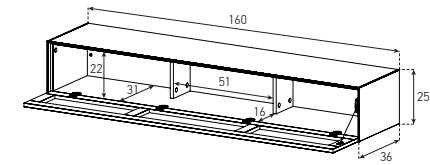
ED31TS / PS(WI)



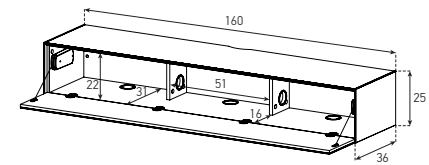
160 x 25 CM
ED35F



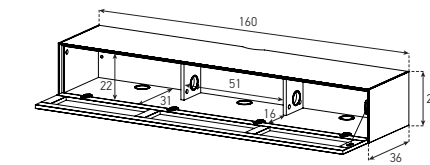
ED35TS / PS



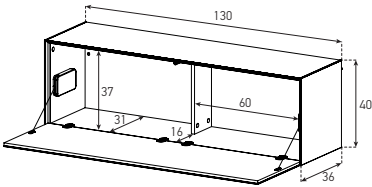
ED36F (WITH CABLE MANAGEMENT)



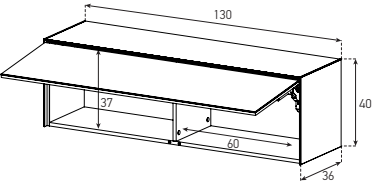
ED36TS / PS (WITH CABLE MANAGEMENT)



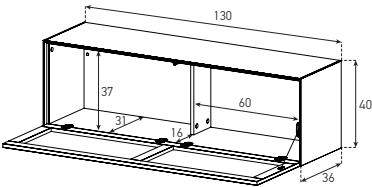
130 x 40 CM
ED60F



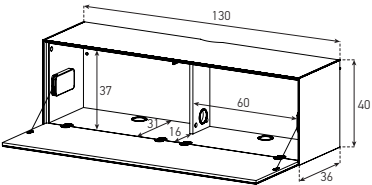
ED60U



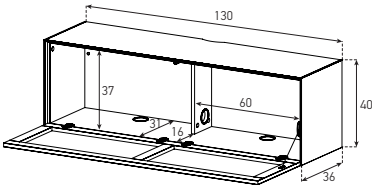
ED60TS / PS



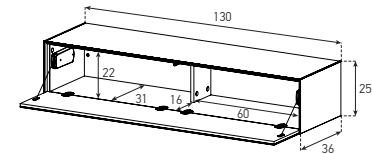
ED61F (WITH CABLE MANAGEMENT)



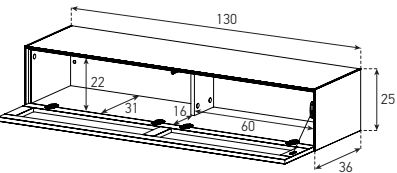
ED61TS / PS (WITH CABLE MANAGEMENT)



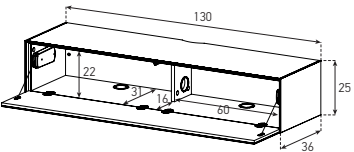
130 x 25 CM
ED65F



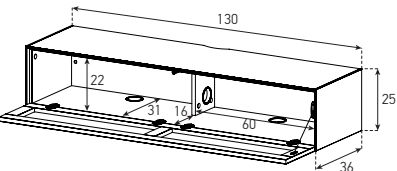
ED65TS / PS



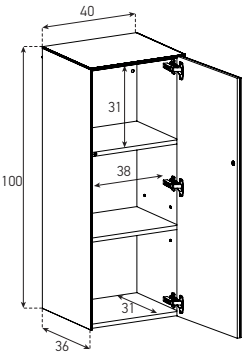
ED66F (WITH CABLE MANAGEMENT)



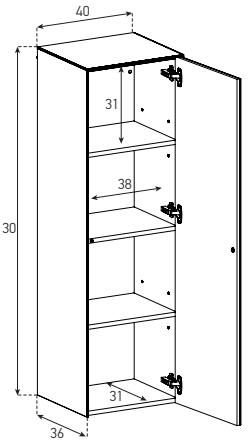
ED66TS / PS (WITH CABLE MANAGEMENT)



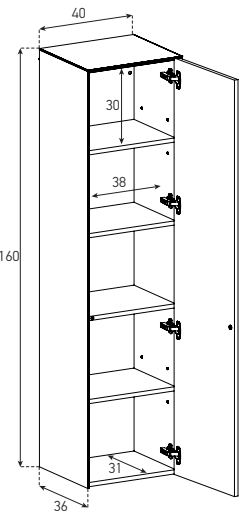
40 x 100 CM
ED70DR / DL
(Adjustable shelf +/- 6 cm)



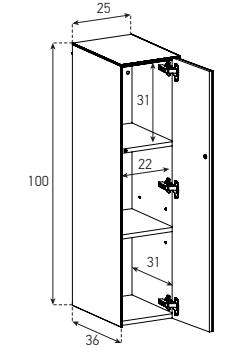
40 x 130 CM
ED80DR / DL
(Adjustable shelf +/- 6 cm)



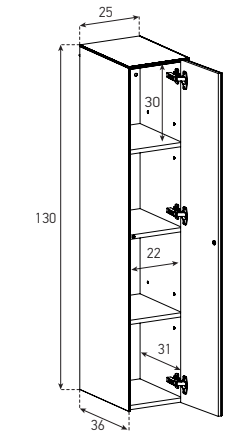
40 x 160 CM
ED90DR / DL
(Adjustable shelf +/- 6 cm)



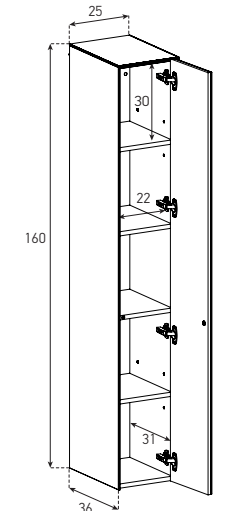
25 x 100 CM
ED75DR / DL
(Adjustable shelf +/- 6 cm)



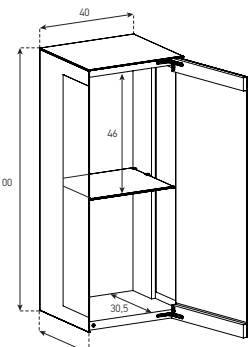
25 x 130 CM
ED85DR / DL
(Adjustable shelf +/- 6 cm)



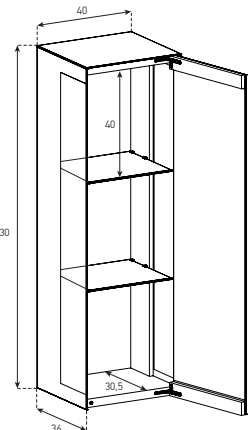
25 x 160 CM
ED95DR / DL
(Adjustable shelf +/- 6 cm)



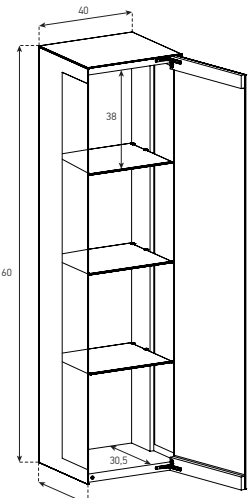
40 x 100 CM
ED71DR / DL
(Removable shelf)



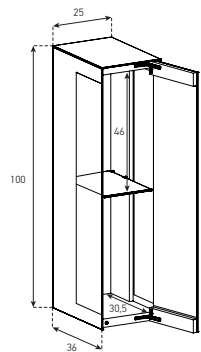
40 x 130 CM
ED81DR / DL
(Removable shelf)



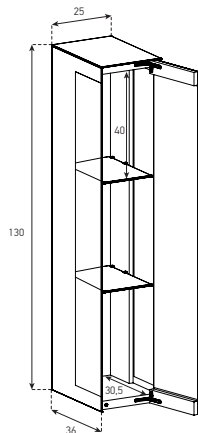
40 x 160 CM
ED91DR / DL
(Removable shelf)



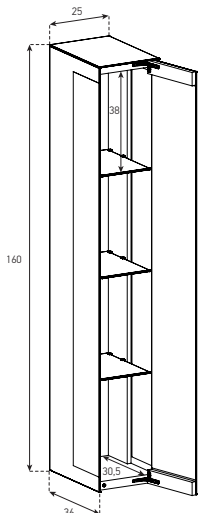
25 x 100 CM
ED76DR / DL
(Removable shelf)



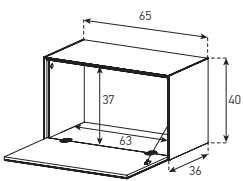
25 x 130 CM
ED86DR / DL
(Removable shelf)



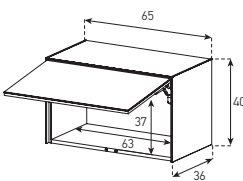
25 x 160 CM
ED96DR / DL
(Removable shelf)



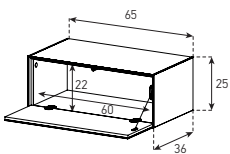
65 x 40 CM
ED 50F



ED50U

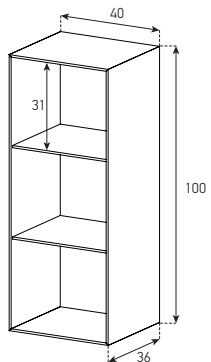


65 x 25 CM
ED 55-F

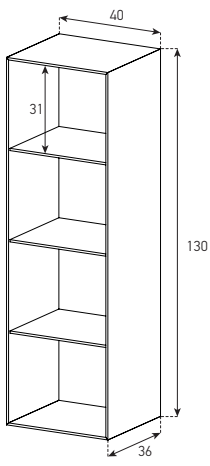


WALL UNITS (Open cabinets can be hang either vertical or horizontal.)

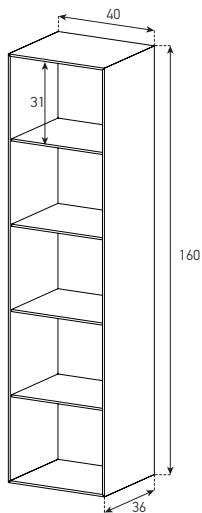
40 x 100 CM
OP70V (vertical)
OP70H (horizontal)



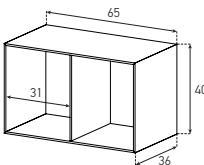
40 x 130 CM
OP80V (vertical)
OP80H (horizontal)



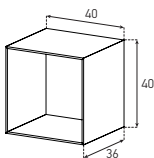
40 x 160 CM
OP90V (vertical)
OP90H (horizontal)



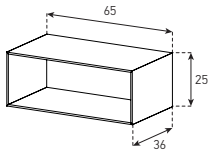
65 X 40 CM
OP50V (vertical)
OP50H (horizontal)



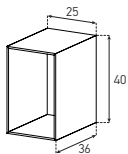
40 X 40 CM
OP40



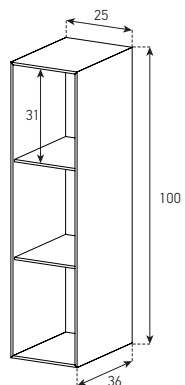
65 X 25 CM
OP55V (vertical)
OP55H (horizontal)



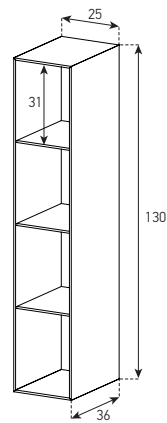
25 X 40 CM
OP45V (vertical)
OP45H (horizontal)



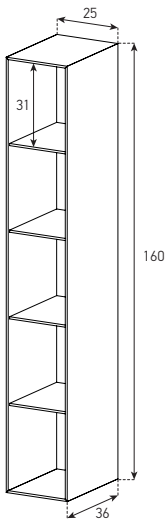
25 x 100 CM
OP75V (vertical)
OP75H (horizontal)



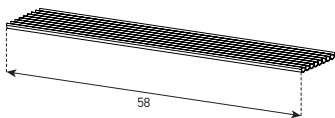
25 x 130 CM
OP85V (vertical)
OP85H (horizontal)



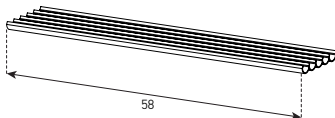
25 x 160 CM
OP95V (vertical)
OP95H (horizontal)



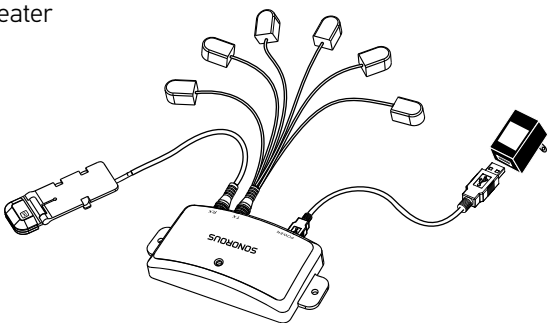
ACCESSORIES
AL-HECD
CD Organizer



AL-HEDVD
DVD Organizer



IR 3000
Infrared Repeater



ELEMENTS CODE SAMPLE
(Floor Cabinets)

EX10FF-WHT-WHT-CG2BLKA

1 2 3 4 5 6 7

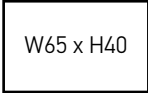
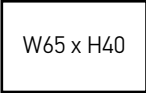
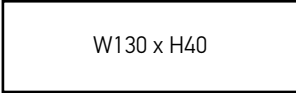
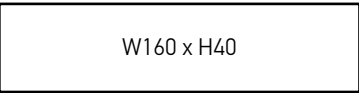
1) Cabinet Types

EX30 (With Hole)
EX31 (With Hole & Bracket)
EX32 (Without Hole)

EX10 (With Hole)
EX11 (With Hole & Bracket)
EX12 (Without Hole)

EX20

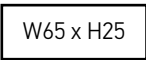
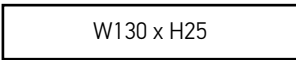
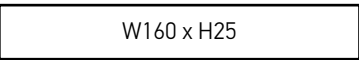
ER01
EM01



EX35 (With Hole)
EX36 (With Hole & Bracket)
EX37 (Without Hole)

EX15 (With Hole)
EX16 (With Hole & Bracket)
EX17 (Without Hole)

EX25



2) Cabinet Doors :

F
(Flap Down)
D
(Drawer)
FF
(Flap Down&Flap Down)
FD
(Flap Down & Drawer)
DD
(Drawer & Drawer)

TS
(Textile - Soundbar compatible body)
TC
(Textile - Center speaker compatible body)
TT
(Textile & Textile)
TF
(Textile & Flap down)
TD
(Textile & Drawer)

PS
(Perforated - Soundbar compatible body)
PC
(Perforated - Center speaker compatible body)
PP
(Perforated & Perforated)
PF
(Perforated & Flap down)
PD
(Perforated & Drawer)

3) Cabinet Colors & Decors : Page 68-71 “Category (A, A+, B & F) ” (F can produce only without hole)

4) Door Colors & Decors : Page 68-71 “Category (A, A+, B, C, D, E & F) ”

5) Base Options : Page 64-65

2 (3,5cm Base)	CG2 (Max.160cm) (20cm Metal Cage)	CRB (13cm Metal Crab)	SPK (130 & 160cm) (20cm Metal Spike)	SPK (130 & 160cm) (13cm Metal Spike)
8 (9cm Base)	CG4 (Max.130cm) (40cm Metal Cage)	TBE (130 & 160cm) (13cm Metal Tube)	PLN (130 & 160cm) (13cm Metal Plain)	

6) Base Colors : Page 68-71 (Base 2 and 8 available only in silver) “Category (D) ”

7) Structure Options :



ELEMENTS CODE SAMPLE
(Wall Cabinets)

ED50F-WHT-WHT-A

1 2 3 4 5

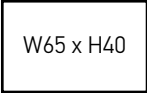
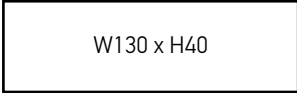
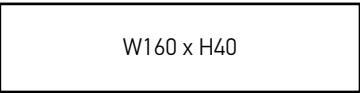
1) Cabinet Types

ED30
ED31 (With Cms*)

ED60
ED61 (With Cms*)

ED50
OP50

OP40

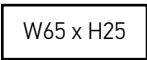
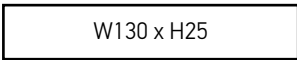
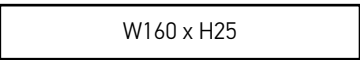


ED35
ED36 (With Cms*)

ED65
ED66 (With Cms*)

ED55
OP55

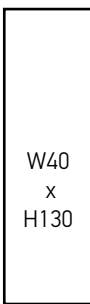
OP45



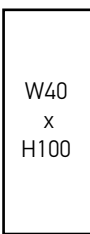
ED90
ED91
OP90



ED80
ED81
OP80



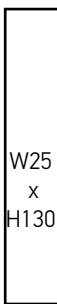
ED70
ED71
OP70



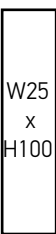
ED95
ED96
OP95



ED85
ED86
OP85



ED75
ED76
OP75



*CMS : Cable Management System

2) Cabinet Doors :

OP Type cabinets doesn't have door.

F
(Flap Down)
U
(Flap Up)

DR
(Door - Right Opening)
DL
(Door - Left Opening)

TS
(Textile - Soundbar compatible body)
PS
(Perforated - Soundbar compatible body)

3) Cabinet Color & Decors : Page 68-71 “Category (A, A+, B, (Just B+ FOR OP) & F) ” (F can produce only without hole)

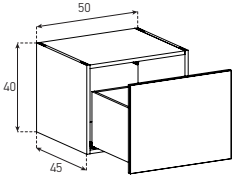
4) Door Colors & Decors : Page 68-71 “Category (A, A+, B, C, D, E & F) ”

5) Structure Options :

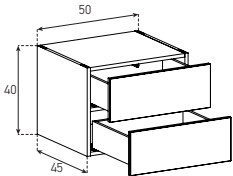
Vertical wall units & Open cabinet wall units doesn't have structure option



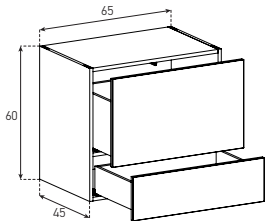
SIDEBOARDS CABINETS
CABINET WITH DRAWER
5043



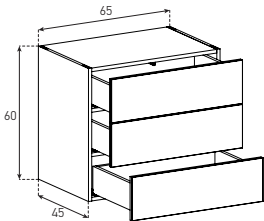
5044



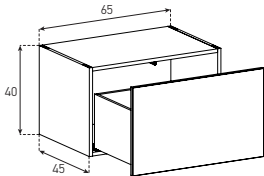
6562



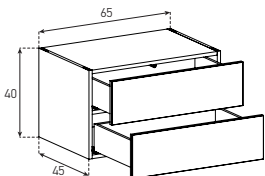
6563



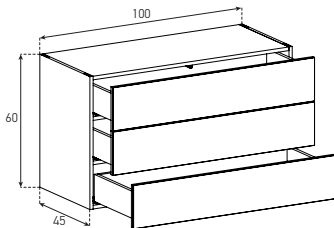
6543



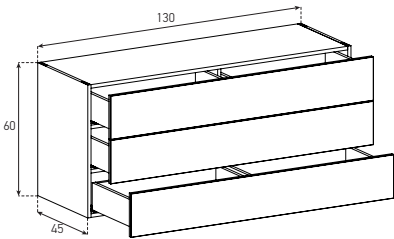
6544



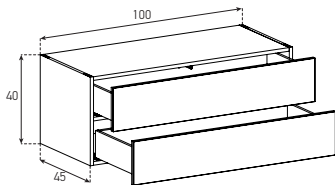
10061



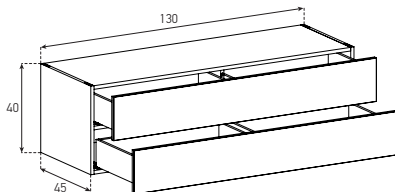
13061



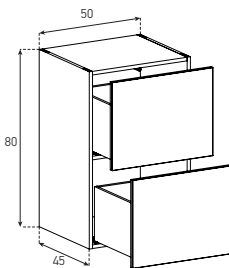
10043



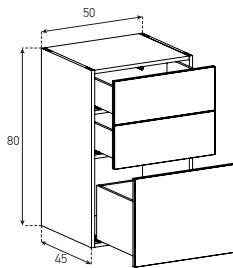
13043



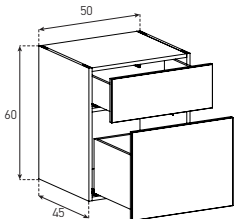
5082



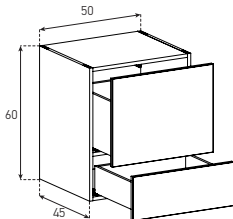
5083



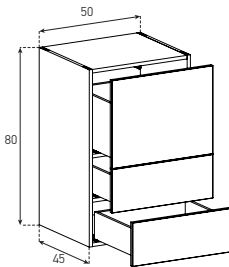
5061



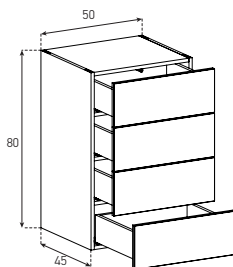
5062



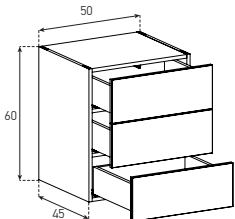
5084



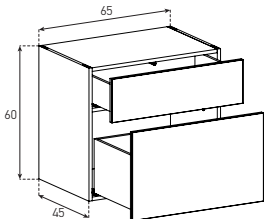
5085



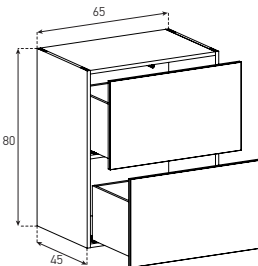
5063



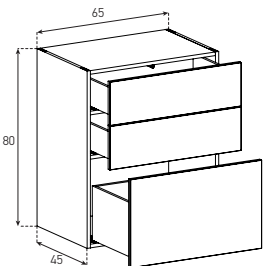
6561



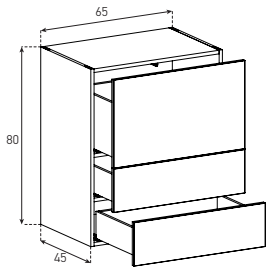
6582



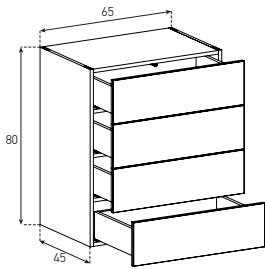
6583



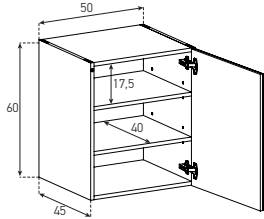
6584



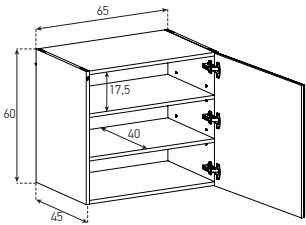
6585



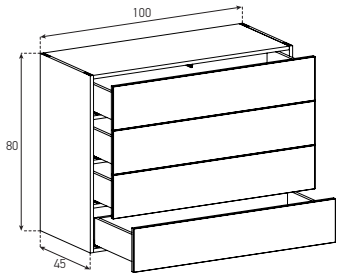
5064 R&L



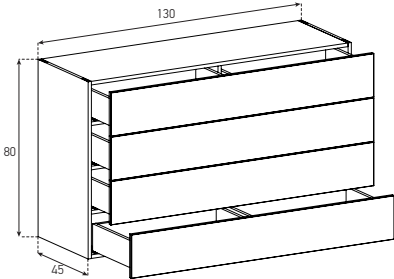
6566 R&L



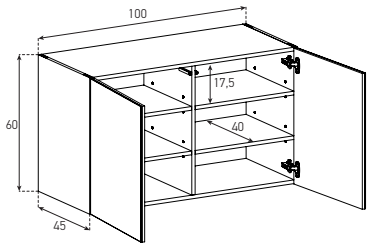
10082



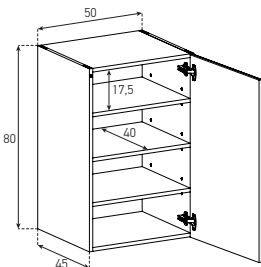
13082



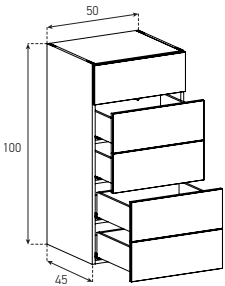
10062



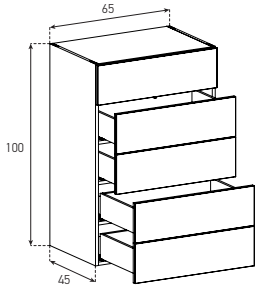
5086 R&L



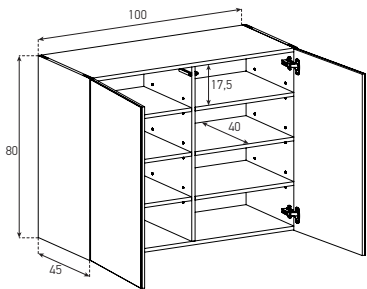
50101



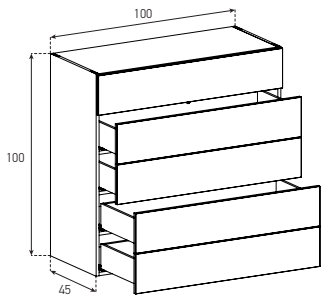
65101



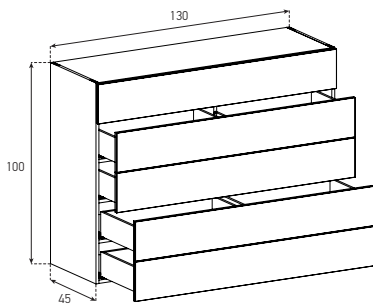
10083



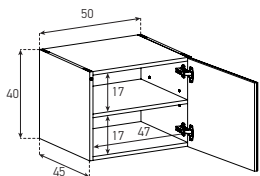
100101



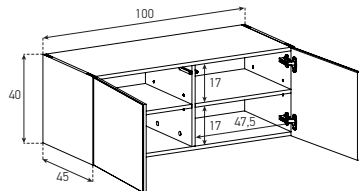
130101



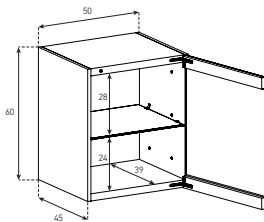
CABINET WITH DOOR
5045 R&L



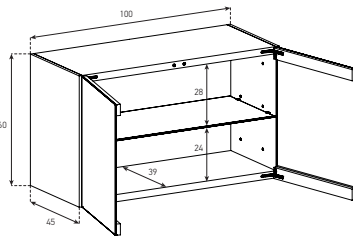
10044



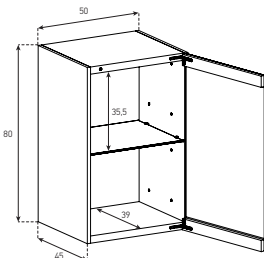
5164 R&L



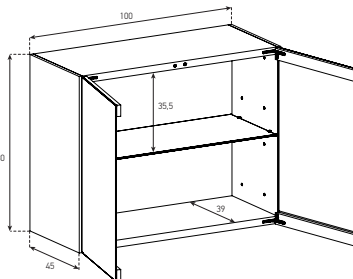
10162



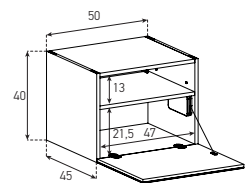
5186 R&L



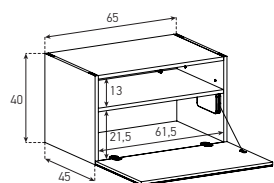
10183



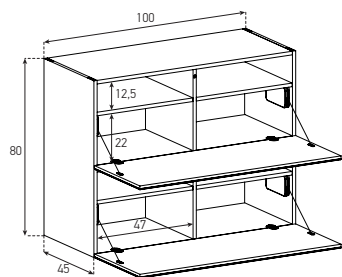
CABINET WITH FLAP DOWN
5041



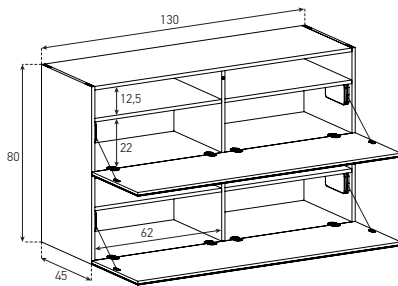
6541



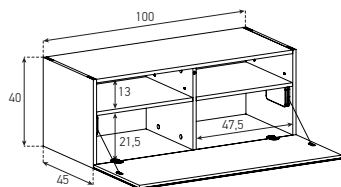
10081



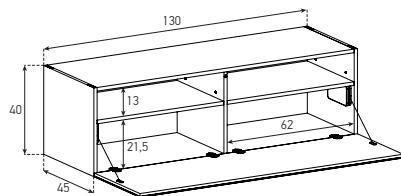
13081



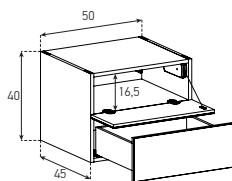
10041



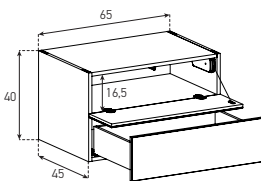
13041



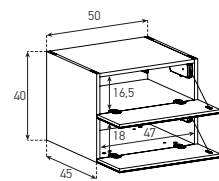
COMBO CABINETS
5046



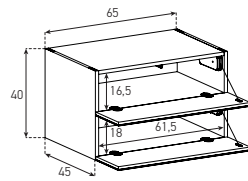
6545



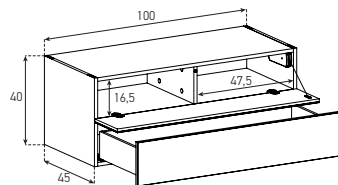
5042



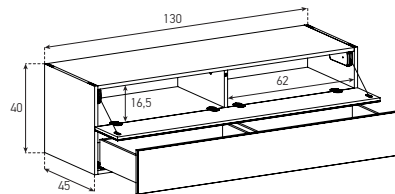
6542



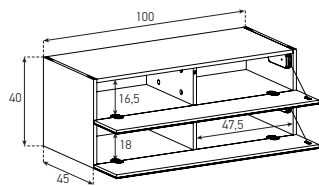
10045



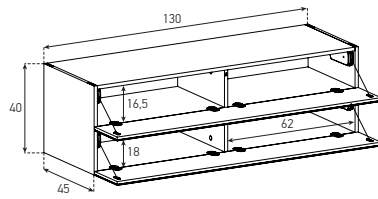
13044



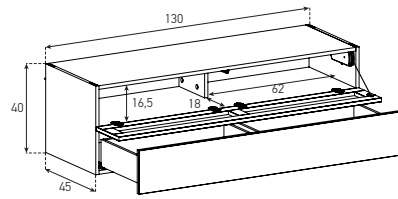
10042



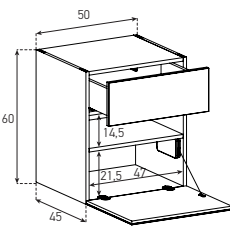
13042



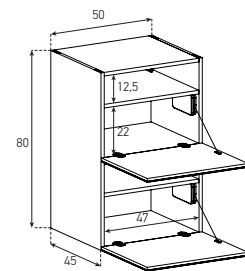
13044 T/P



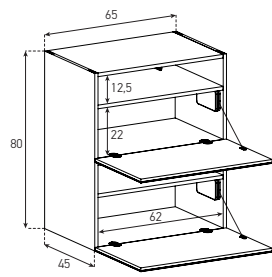
5065



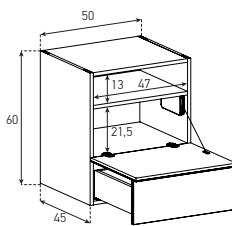
5081



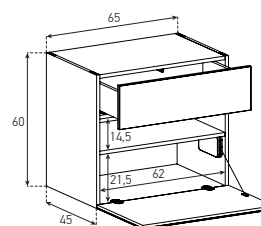
6581



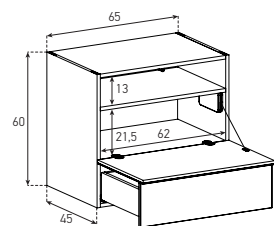
5066



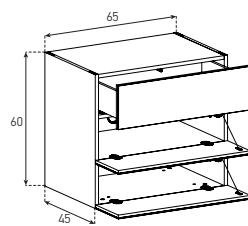
6564



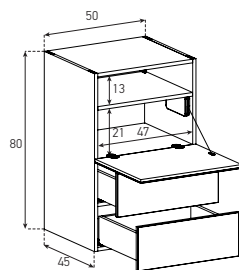
6565



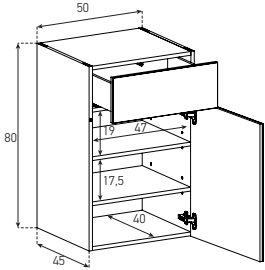
6567



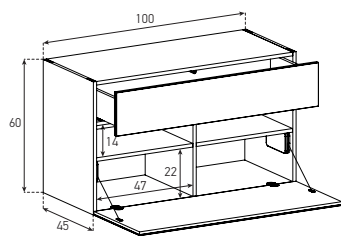
5088



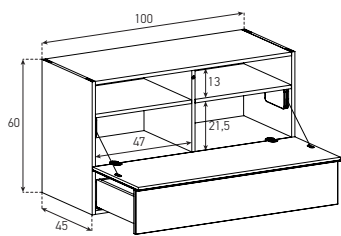
5089



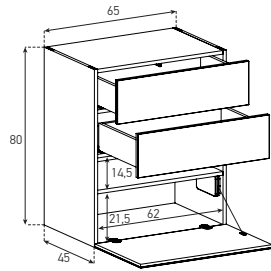
10063



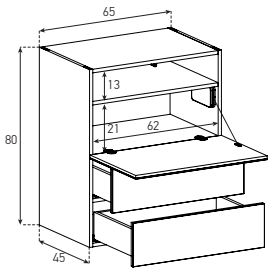
10064



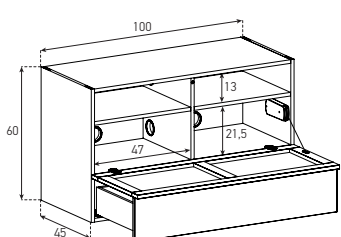
6586



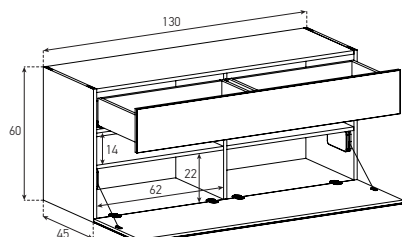
6587



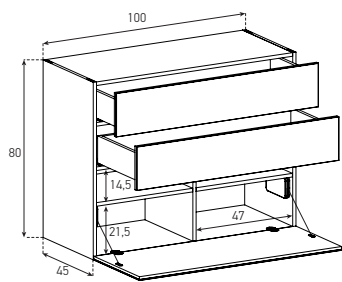
10064 T/P



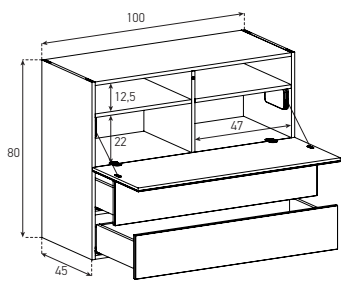
13062



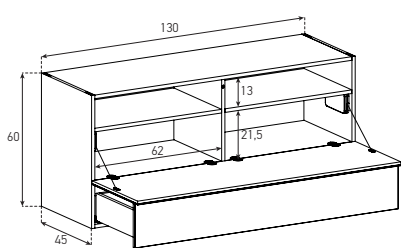
10084



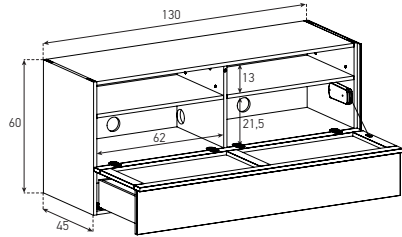
10085



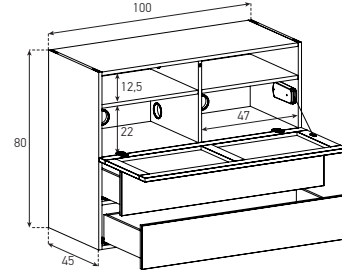
13063



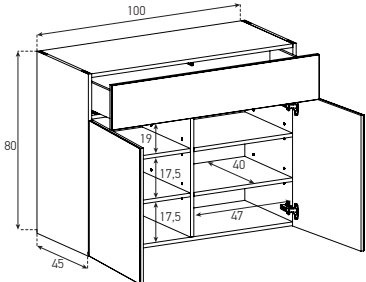
13063 T/P



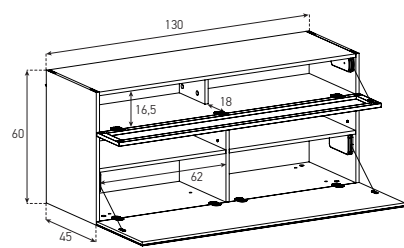
10085 T/P



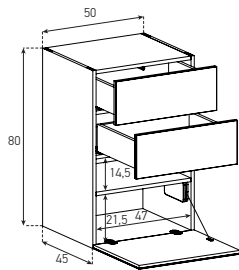
10086



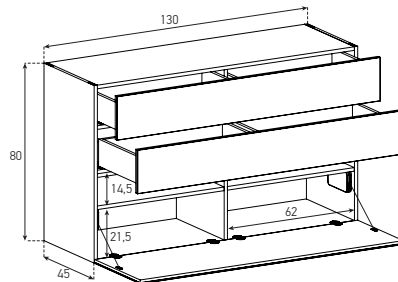
13064 T/P



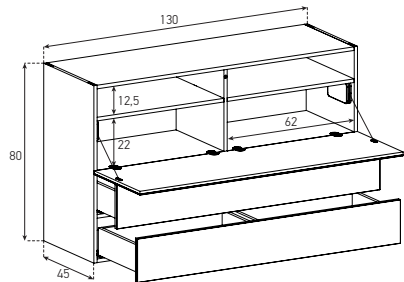
5087



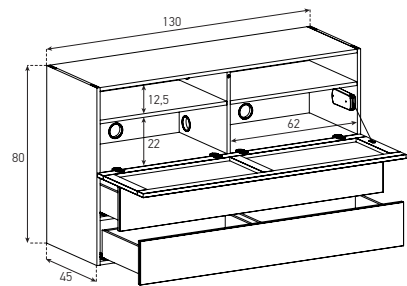
13083



13084



13084 T/P

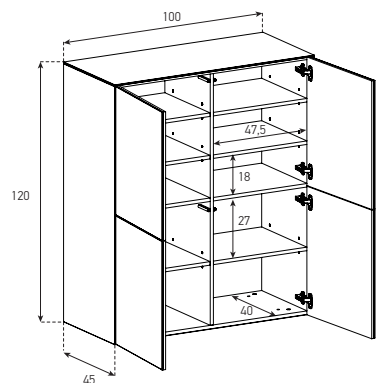


SIDEBOARD
CODE SAMPLE

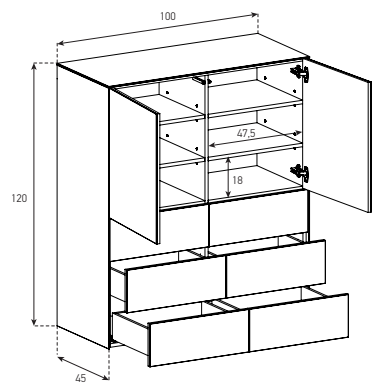
SB-5061-WHT-BS-A(WHT)

1 2 3 4 5

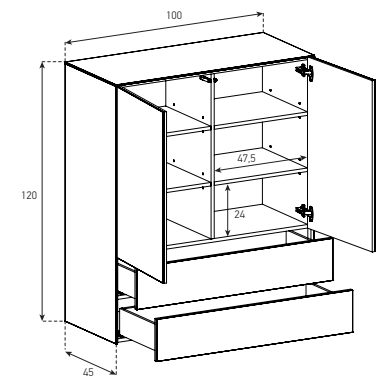
BAR
100121



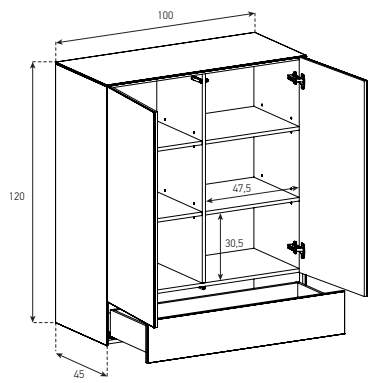
100122



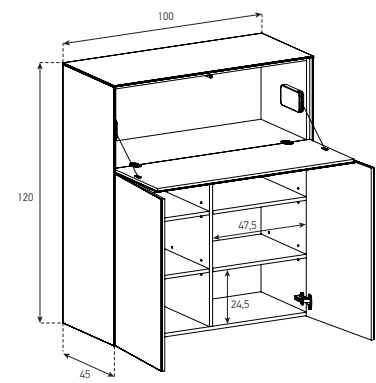
100123



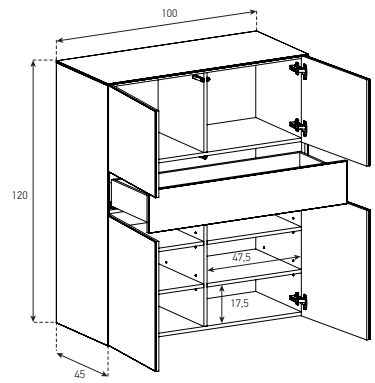
100124



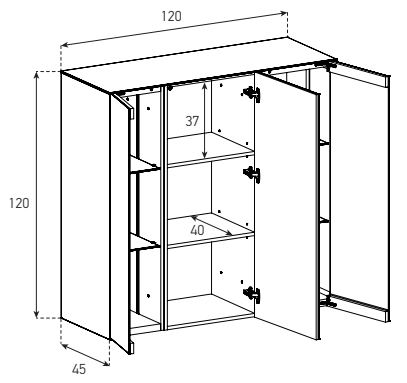
100125



100126



120121



1) Cabinet Types : Page 101 - 108 (See technical drawings for more info)

	50cm	65cm	100cm	130cm
40cm	504#	654#	1004#	1304#
60cm	506#	656#	1006#	1306#
80cm	508#	658#	1008#	1308#
100cm	5010#	6510#	10010#	13010#



Total combination size
can not exceed 260cm

2) Door Colors & Decors : Page 76-71 “Category (A, A+, B, C, D, E & F) ”

3) Base Options : Page 64-65 “Category (D) ”

BS (3,5cm Base)	CG2 (20cm Metal Cage)	CRB (13cm Metal Crab)	S20 (20cm Metal Spike)	S13 (13cm Metal Spike)
WL (Wall Hanging)	CG4 (40cm Metal Cage)	TBE (13cm Metal Tube)	PLN (13cm Metal Plain)	



5) Side Glass Colors : Page 68-71 (D Type structure doesn't have side glass) “Category (A & A+) ”

TOP GLASS CODE SAMPLE

SB-TG-WHT-195

TG = TOP GLASS GLASS COLOR SIZE* (CM)

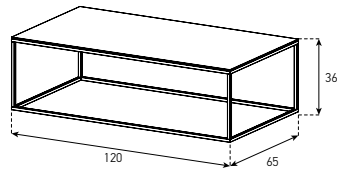
METAL LEG CODE SAMPLE

SB-SPK-GRY-195

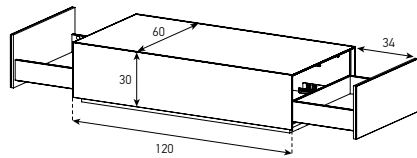
3 LEG COLOR

1. Total length of combination
2.Bars can not be a part of combination

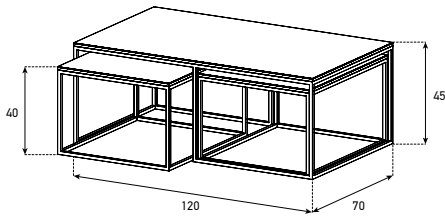
COFFEE TABLES
CTR-120G



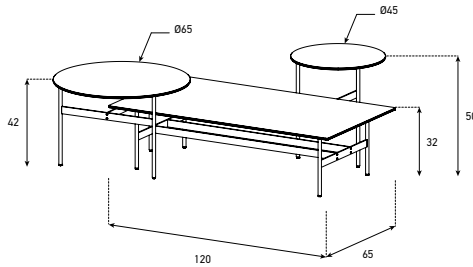
ES90D



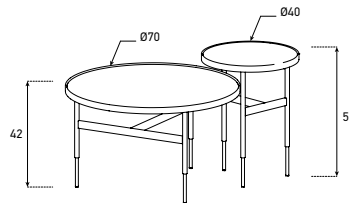
MAXI
TRIPLE



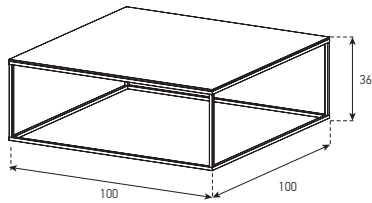
CT-SET 3



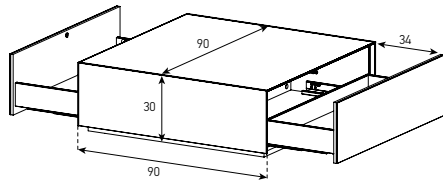
CT-SET4



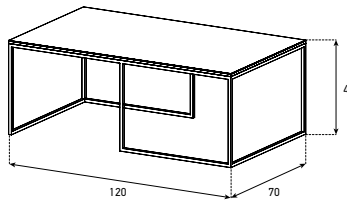
CTS-100G



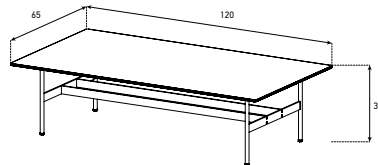
ES91D



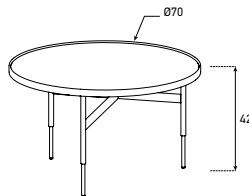
MAXI
TRIPLE-A



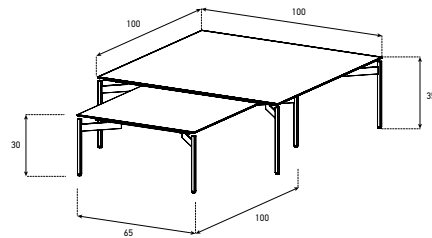
CT-SET3-A



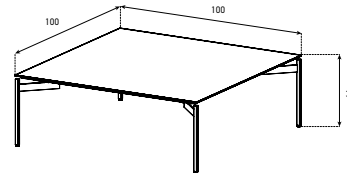
CT-SET4-A



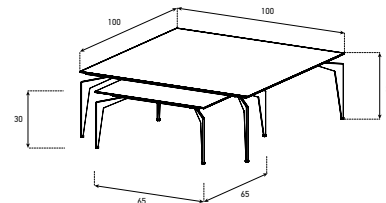
CT-SET 1



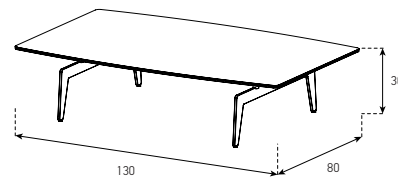
CT-SET1-A



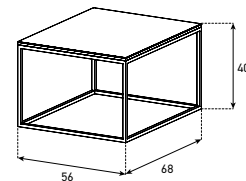
CT-SET2-
BMR



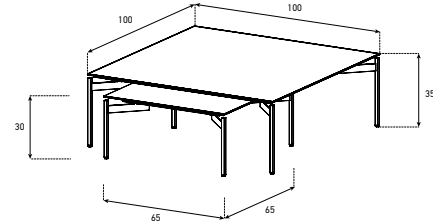
CTR-130C30



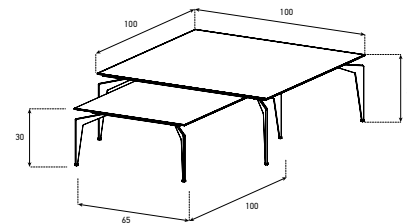
SIDE TABLES
MAXI
TRIPLE-B



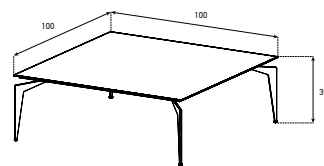
CT-SET2



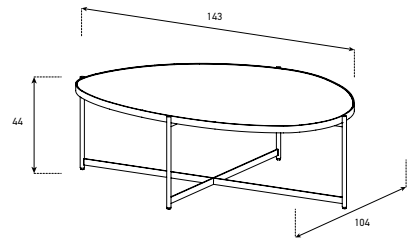
CT-SET1-
BMR



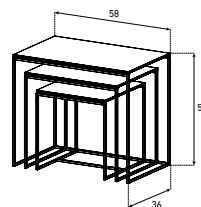
CT-SET1-
BMR-A



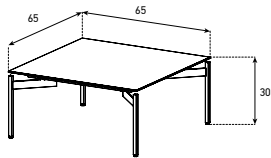
SABUL



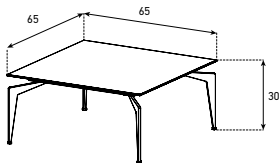
TRIPLE



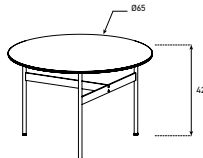
CT-SET2-B



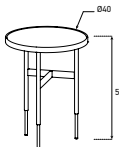
CT-SET2-BMR-B



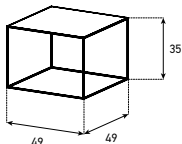
CT-SET3-B



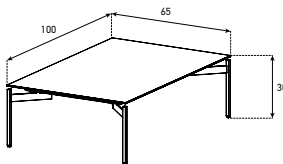
CT-SET4-B



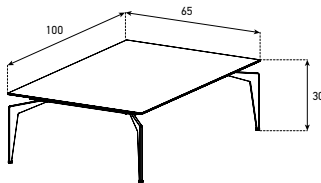
KL-49



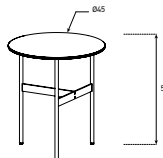
CT-SET1-B



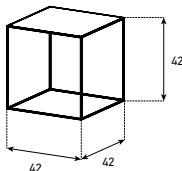
CT-SET1-BMR-B



CT-SET3-C



KL-42



COFFEE TABLES AND SIDE TABLES
CODE SAMPLE

CTS-100G-WHT-GRY

1

2

3

1) Type :

2) Top Color & Decor : Page 68-71“Category (A, A+ & F) ”

3) Metal Leg Color : Page 68-71 “Category (D) ”

Note : In case of set orders, encode different color and material preferences individually.

ES90D-WHT-WHT-CG2BLK

1

2

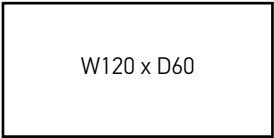
3

4

5

1) Cabinet Types

ES90D



ES91D



2) Cabinet Color & Decors : Page 68-71 “Category (A, A+ & B) ”

3) Door Color & Decors : Page 68-71 “Category (A, A+, B, & F) ”

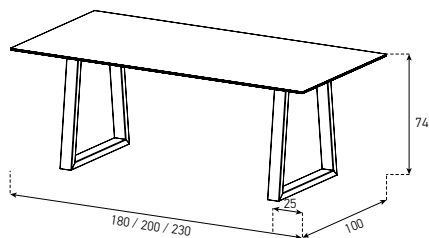
4) Base Options :

2
(3,5cm Base)

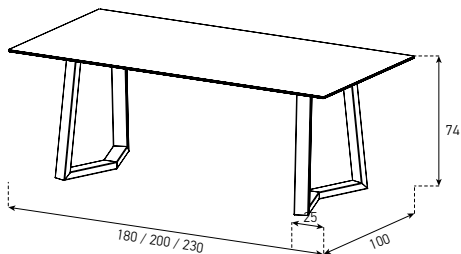
CG2
(20cm Metal Cage)

5) Metal Leg Color : Page 68-71 “Category (D) ”

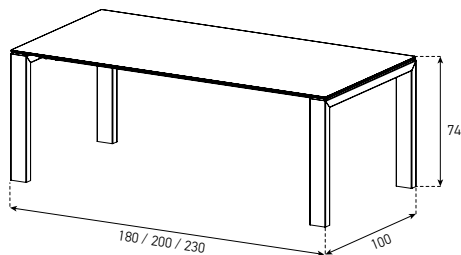
DINING TABLES
TRAPEZOID



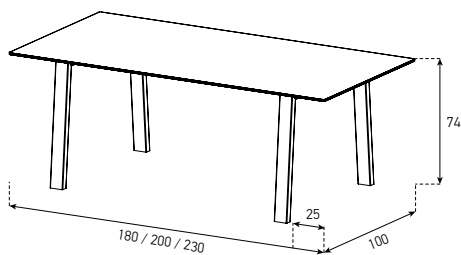
WARP



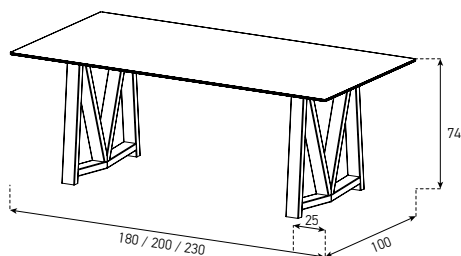
PORTAL



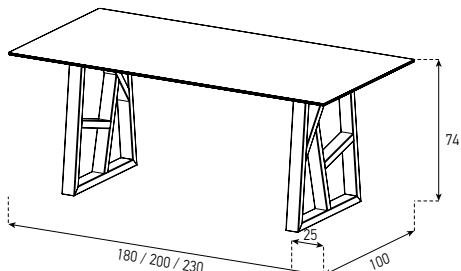
CHEVRON



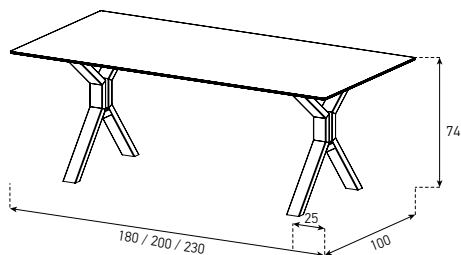
MIRROR



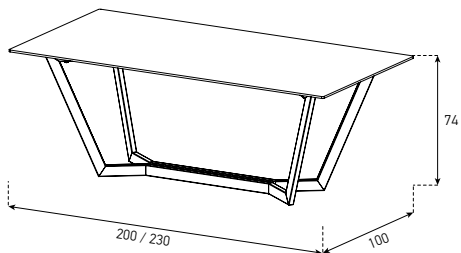
MAZE



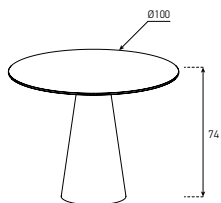
TWIN



GONDOLA



CONE



NET

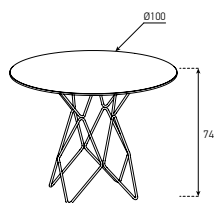


Table
CODE SAMPLE

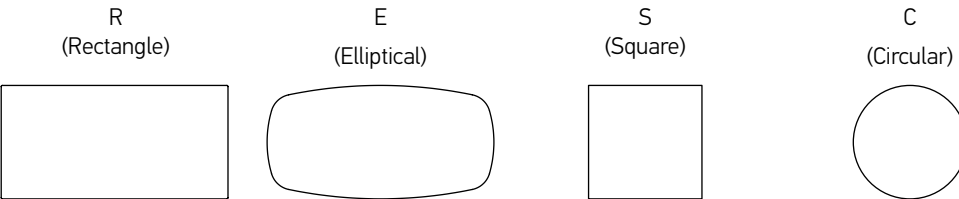
TBL-F-R20EMP-MZ-BLK

1 2 3 4 5 6

1) Feature :

F (Fixed) L* (Lift opening mechanism) U* (Universal opening mechanism)

2) Shape :



3) Dimensions (cm):

10 (100X100) 16 (160X100) 18 (180X100) 20 (200X100) 23 (230X100)

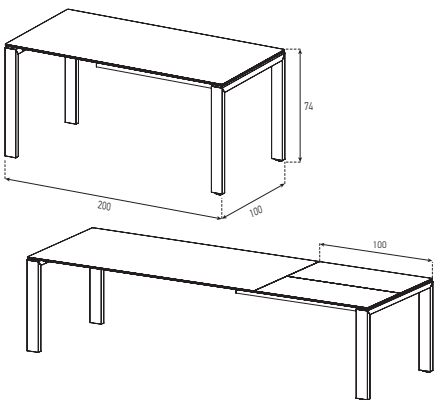
4) Table Decor :

5) Leg :

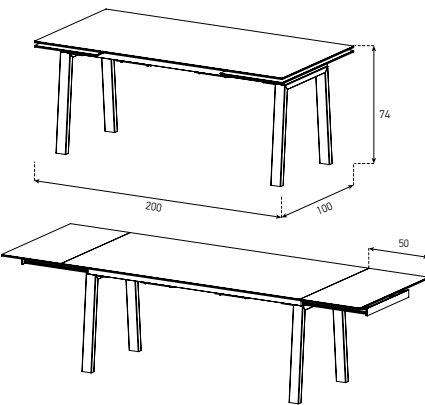
TR (Trapezoid) WR (Warp) TW (Twin) MZ (Maze) CH (Chevron)
PT (Portal) MR (Mirror) GD (Gondola) CN (Cone) NT (Net)

6) Leg Colors : Page 68-71 Metal legs “Category (D)”
Page 68-71 Solid wood leg only for PORTAL “Category (C)”

UNIVERSAL
OPENING



LIFT
OPENING



*Limitations:

- 1) Feature: Lift opening mechanism works only with “CHEVRON” leg. Universal opening mechanism works only with “PORTAL” leg.
- 2) Shape: Only “RECTANGLE” shape have opening mechanism
- 3) Dimensions: “16” is available for only “LIFT” feature
- 5) Legs: “CN” and “HX” only for “S” and “C” shaped tables

SHELF & BOX SYSTEM
CODE SAMPLE

SS-MDL-WHT-WHT

1 2 3

1) Shelf & box Module :

2) Metal Structure Color

3) Shelf Color : Wood laminate particleboard, Glass and Ceramic (Page 105 - 106)

SS-BOX-WHT-WHT

1 2 3

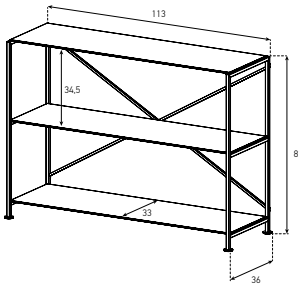
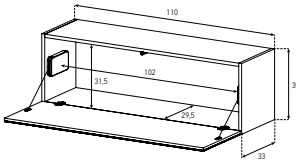
1) Box :

2) Body color

3) Door color : Wood laminate particleboard, Glass and Ceramic (Page 105 - 106)

SS-BOX


SS-MDL



METAL STRUCTURE



BLK
BLACK




WHT
WHITE

GLASS COLORS *



BLK
BLACK



GRP
GRAPHITE



OLV
OLIVE



WHT
WHITE



SBA
SABBIA



GRA
GRIOGIO ARGENTO



FYO
FJORD



BRD
BORDEAUX



RED
RED



BRW
BROWN



CPR
COPPER



RSP
ROSA PESCA



DBR
DARK BROWN



BGE
BEIGE




CPN
CAPPUCCINO



YLW
YELLOW



SFR
SAFFRON




PNA
PANNA



PIT
PISTACHIO



TRS
TERRA DI SIENA



BLU
DARK BLUE



BTN
BETON



VPL
VERDE PALLIDO



GRC
GRIOGIO CHIARO



RVR
ROSSO VERMIGLIO

* For the acid etched (matte) glasses "C" must added to the end of the color code.
Example; "WHT" for regular gloss surface, "WHTC" for acid matte surface.

WOOD LAMINATE PARTICLEBOARD




CRY
CURRY



NGR
NIAGARA GREEN



SBLK
SOLID BLACK



AWHT
ALPINE WHITE



NCR
NATURAL CREAM



OAK
OAK

CERAMIC COLORS (Matte)



ANT
ANTHRACITE

EMP
EMPERADOR

TVR
TRAVERTINO

MPR
MOCHA PERLA

NDSM
NOIR DESIR

OXF
OXIDO-FLAME



OXC
OXIDO-ICE

PLS
PALISSANDRO

CERAMIC COLORS (Shiny)



ALTS
ALTISSIMO

CAL
MICHELANGELO

NDS
NOIR DESIR

All information about the products in this catalog were correct at the time of going to press.
All colour reproductions serve as a guide only and are not reference patterns
Sizes that are listed in the catalogue are nominal sizes and no real measurements of production.
Differing measures and finishes are subjected to modification to a reasonable limit.
Changes that are due to improvement of quality and design do not require an advance notice.

