

NPCLB Phonics Worksheet

Name: _____

Write the correct vowel to complete each word.


a

e

i

o

u



s _ n




Your paragraph text


n _ st




r _ in



b _ n



gr _ ss



ch _ ck



c _ rn



t _ nt




fr _ g

Name: _____

Read and Find

Read the sentence. Circle the picture that would match.

I see a pet.



The red hat sat.



Dad hit the ball.



The sun was out.



I feel mad.



The dog ran.



A box fell.



Name: _____ Date: _____

CVCC WORD HUNT

Look for the following CVCC words. Circle the words as you find them.

hunt

task

milk

rest

dust

bend



o	b	e	n	d
h	u	n	t	u
v	g	d	a	s
c	r	e	s	t
m	i	l	k	j


Beginning Sounds

Phonics Worksheet

Name: _____



Circle the letter for the 'beginning sound' of each item.



f i l



b r c



j t m



a p d

Beginning Sounds

Phonics Worksheet

Name: _____




Circle the letter for the 'beginning sound' of each item.




g t c



v y s



e h n




m w s



Digraph /sh/ sound

● Read and trace.



shark

shell

show

wish

shop

ship

fish

dish


shorts

shirt


brush

fresh

● Read and colour the "sh" words.




shark



scooter



T-shirt



socks



ship



shoes



Read and Match

Cut and paste each picture to match each word.

GLUE HERE

snake

GLUE HERE

sing

GLUE HERE

sun

GLUE HERE




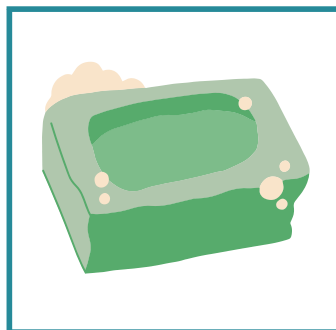

soap

GLUE HERE

seal

GLUE HERE

sand



NAME: _____

DATE: _____ GROUP: _____

POPPING WORDS

Cross out the words that belong to the popcorn bag sound.



ran



hate



rain



cap



pan



hat



ran



cape



Long a



pain



cat

What's the First Letter?



Phonics Worksheet

Name: _____


Write the missing first letter for each object.



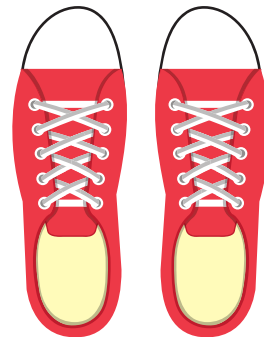
_____ rain



_____ itten



_____ ouse



_____ hoes

What's the First Letter?



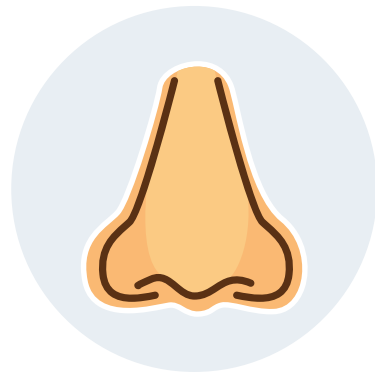
Phonics Worksheet

Name: _____

Write the missing first letter for each object.



_____ olly



_____ ose



_____ ruit



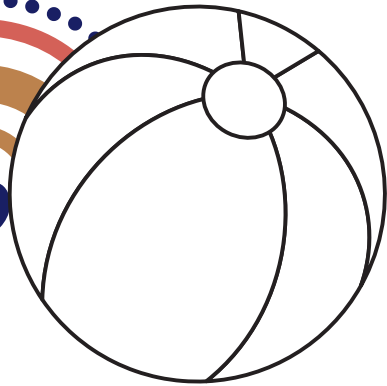
_____ ight





Aa



Bb



Cc



What's the First Letter?



Phonics Worksheet

Name: _____


Write the missing first letter for each object.



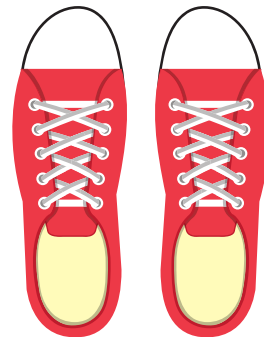
_____ rain



_____ itten




_____ ouse




_____ hoes



Aa



Bb




Cc






Dd



Ee




Ff







Gg



Hh



Ii





Jj

Kk

Ll




Mm



Nn



Oo





Pp



A large blue letter 'P' and a smaller blue letter 'p' are shown on a set of three horizontal lines (top, middle-dashed, bottom). To the right is a rainbow with three bands (red, orange, yellow) and a blue heart in the center. A dotted line arches over the rainbow. Next to the rainbow is a simple line drawing of a penguin.

Qq



A large blue letter 'Q' and a smaller blue letter 'q' are shown on a set of three horizontal lines (top, middle-dashed, bottom). To the right is a rainbow with three bands (red, orange, yellow) and a blue heart in the center. A dotted line arches over the rainbow. Next to the rainbow is a simple line drawing of a quail.


Rr



A large blue letter 'R' and a smaller blue letter 'r' are shown on a set of three horizontal lines (top, middle-dashed, bottom). To the right is a rainbow with three bands (red, orange, yellow) and a blue heart in the center. A dotted line arches over the rainbow. Next to the rainbow is a simple line drawing of a diamond ring.



Ss



Tt



Uu





V v

W w

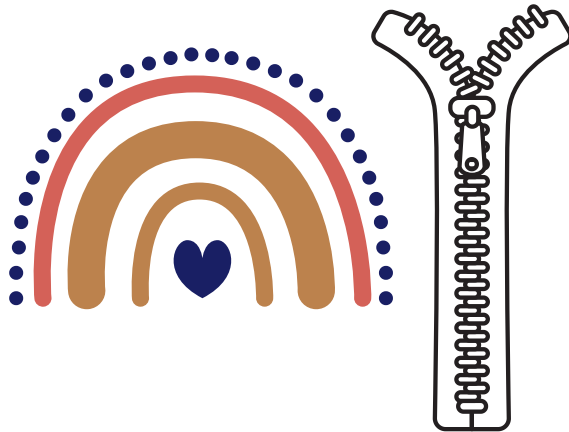
X x



Yy



Zz



Alphabet


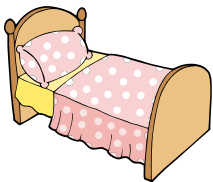


Name: _____

Date: _____

Rhyming Time With Pictures

Same the name of each picture. Draw a line from the picture on the left to match its rhyming word picture on the right.



Name: _____

Date: _____

Rhyming Time With Words

Read each word. Draw a line from the word on the left to match its rhyming word on the right.

hat ●

● star

car ●

● box

bed ●

● twig

fox ●

● cat

pig ●

● red



Long "e"

Cut and sort the long "e" words
under the correct headings.

e	e_e	ee	ea	y


me	these	bee	bean	baby
delete	ruby	even	trees	please
study	meat	she	coffee	happy

Name: _____ Date: _____

Consonant-Vowel Blends (CV)

Identify the initial consonant-vowel blends of each picture. Sound-out each letter and circle the correct answer. (The dots represent each sound!)

1.



m a

When I put together the sounds of "m" and "a", it becomes "ma"!



r a

l a

2.



d a

t a

s a

Name: _____

Date: _____

3.



h a
• •

f a
• •

g a
• •

4.




p a
• •

b a
• •

r a
• •

Name: _____ Date: _____

5.



d a

k a

l a

6.



j a

c a








p a

Name: _____ Date: _____

COLORFUL SHORT VOWELS

Short o

Say the name of each picture. Color the picture in each row that has the Short o vowel sound.



br

Consonant Clusters

WORD SEARCH

bl

Look for words that begin with br- and bl- and circle them.
Then write the words under the correct category below the box.

E	B	R	B	L	A	C	K	N	R	A
Z	W	T	K	I	P	C	E	F	U	B
B	S	L	M	B	R	G	O	R	L	S
R	Y	R	B	L	J	I	M	A	B	A
E	U	B	R	A	I	N	M	N	R	P
A	W	B	L	S	A	E	K	U	X	F
K	O	R	L	T	A	B	R	I	M	E
V	R	I	C	O	T	D	K	K	L	Y
O	B	S	B	L	O	L	W	A	R	B
D	B	P	H	E	A	M	K	N	T	A

Words beginning with br-

Words beginning with bl-



Consonant Clusters

WORD SEARCH



Look for words that begin with br- and bl- and circle them.
Then write the words under the correct category below the box.

E	B	R	B	L	A	C	K	N	R	A
Z	W	T	K	I	P	C	E	F	U	B
B	S	L	M	B	R	G	O	R	L	S
R	Y	R	B	L	J	I	M	A	B	A
E	U	B	R	A	I	N	M	N	R	P
A	W	B	L	S	A	E	K	U	X	F
K	O	R	L	T	A	B	R	I	M	E
V	R	I	C	O	T	D	K	K	L	Y
O	B	S	B	L	O	L	W	A	R	B
D	B	P	H	E	A	M	K	N	T	A

Words beginning with br-

Words beginning with bl-

Short

A

vowel



c_t



h_t



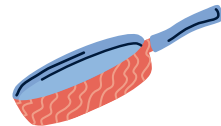
r_t




d_d



c_n



p_n



j_m



h_m




m_p



b_g




m_t



c_p


Short /e/




bed

10

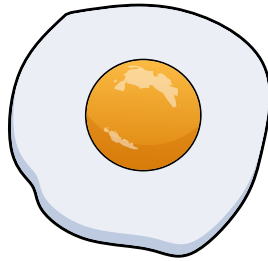
ten




hen




jet




egg



pen



web



gem



men

Name: _____

Short Vowel Review

Write the missing vowel



c _ t



d _ g




f _ sh



p _ g



f _ x



b _ r d

Name _____

vowel teams

Cut, sort and glue the pictures under the correct word.
Color the pictures and write each word on your own.

O U

house

cloud

mouse

pout

--	--	--	--

<hr/> <hr/> <hr/>	<hr/> <hr/> <hr/>
-------------------	-------------------

O W

crown


cow

town

owl


--	--	--	--

<hr/> <hr/> <hr/>	<hr/> <hr/> <hr/>
-------------------	-------------------




Name _____

FARM ANIMALS
MISSING VOWELS




sh__p




Ch_ck_n




c_w



p_g




d_ck



h_rs_



g__t





d_nk_y

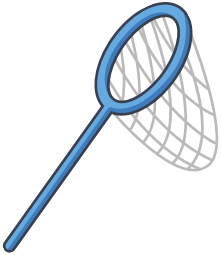
MISSING VOWELS

Fill the blank with a vowel to make the word represented by the picture.

	d		g
---	---	--	---

	b		g
--	---	--	---

	c		t
---	---	--	---

	n		t
---	---	--	---

	z		p
---	---	--	---

NAME: _____

CLASS: _____

TRIPHTHONGS

/aɪə/ - /eɪə/ - /ɔɪə/ - /aʊə/ - /əʊə/

Add these words to the correct column

player - loyal - lower - mayor - liar - power - diet -
flower - iron - Noah - lawyer - mower - trial -
snower - coward - science - layer - royal - tower

/aɪə/

/eɪə/

/ɔɪə/

/aʊə/

/əʊə/

Name: _____

WORD SORTS

Read out loud each word below, and write into the correct column.

cup

pain

dog

dune

song

reef

pork

crab

ape

boat

bug

unicorn

Long vowel sound	Short vowel sound

SHORT VOWELS


Look at the pictures and complete the words with the letter a or e.



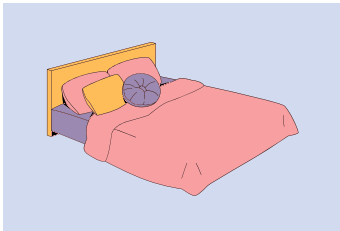
p_n



bl_ck



m_n



b_d



t_n



p_t



c_t



b_g



r_t



m_p



p_n




d_sk


a e i o u

Grade 1


Fill in the blank with the correct vowel to spell each word:




p _ g



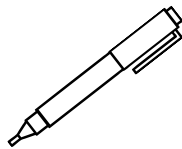
p _ g



p _ g



p _ n



p _ n



p _ n



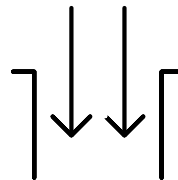
p _ t



p _ t



p _ t

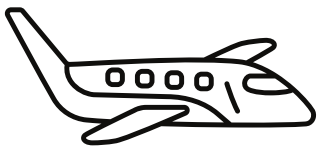


p _ t

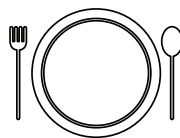


p _ t

Challenge



pl _ n _



pl _ t _




pl _ nt

Name: _____



ou or ow



Read the words below and sort them into ou or ow.

Words with ou

Words with ow

cow

mouse

clown

cloud

mouth

house

crown

frown

couch

down

MISSING VOWELS



Colour all the vowels that could go in the blanks to make real words

p__t	(a) (e) (i) (o) (u)	c__t	(a) (e) (i) (o) (u)
------	---------------------	------	---------------------

m__t	(a) (e) (i) (o) (u)	t__p	(a) (e) (i) (o) (u)
------	---------------------	------	---------------------

s__n	(a) (e) (i) (o) (u)	b__g	(a) (e) (i) (o) (u)
------	---------------------	------	---------------------

n__t	(a) (e) (i) (o) (u)	w__g	(a) (e) (i) (o) (u)
------	---------------------	------	---------------------

f__n	(a) (e) (i) (o) (u)	j__t	(a) (e) (i) (o) (u)
------	---------------------	------	---------------------

j__g	(a) (e) (i) (o) (u)	f__x	(a) (e) (i) (o) (u)
------	---------------------	------	---------------------

f__g	(a) (e) (i) (o) (u)	t__n	(a) (e) (i) (o) (u)
------	---------------------	------	---------------------

r__b	(a) (e) (i) (o) (u)	h__t	(a) (e) (i) (o) (u)
------	---------------------	------	---------------------

d__g	(a) (e) (i) (o) (u)	r__t	(a) (e) (i) (o) (u)
------	---------------------	------	---------------------

s__t	(a) (e) (i) (o) (u)	r__m	(a) (e) (i) (o) (u)
------	---------------------	------	---------------------

Short E vs Long E

Read and classify words.



sell	ten	pen	red	sleep
bee	vet	eat	tea	green

Short e



Long e



a e i o u

Grade 1

Circle the words that are NOT real words:

log lag leg lig lug
dog deg dig dag dug
sun san sen sin son
ban ben bin bon bun
tap tip top tup tep

Fill the blanks with a vowel to make a real word, and illustrate it:

b _ g

m _ p

r _ t

st _ p


fl _ p

tr _ p

Short U vowel



c_t



b_s



h_g




c_p



s_n



b_g



d_ck



l_ck



r_n



b_nny



dr_m



_p


Short

E

vowel



b_d




r_d



l_g




g_m




h_n



m_n



p_n



p_t



t_n



v_t



w_b



w_t

Short

A

vowel



c_t



h_t



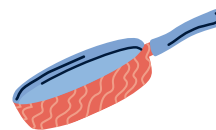
r_t



d_d



c_n



p_n



j_m



h_m




m_p



b_g



m_t



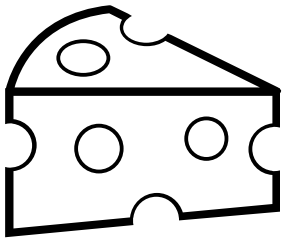
c_p

NAME:

DATE:

Consonant Digraphs

Sound the digraph. Write the digraph to complete the word.



--eese



--ot




--one




--oe




--ree




--ale



--ench



--eel




--ip

NAME:

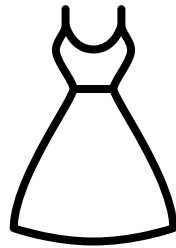
DATE:

Consonant Digraphs

Sound the digraph. Write the digraph to complete the word.




fi__




dre__




too__




ri__




wa___




di__



cro__



pea__




du__

NAME:

DATE:

Vowel Digraphs


Sound the digraph. Write the digraph to complete the word.




sh__p



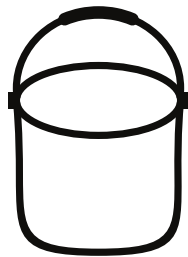
th__f




b__t



m__n




p__l




br__d



gl__



h__



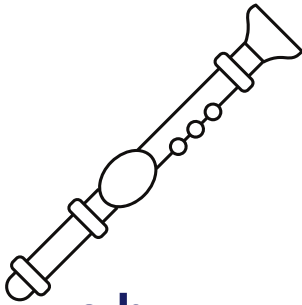
p__

NAME:


DATE:

Vowel Digraphs


Sound the digraph. Write the digraph to complete the word.




ob__




b__k




b__ch




j__ce



t__l




g__t



thr__d



s__d



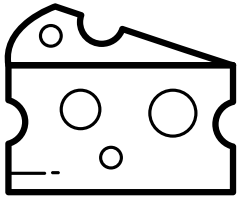
c__t

NAME:

DATE:

Consonant Digraphs

Write the word.
























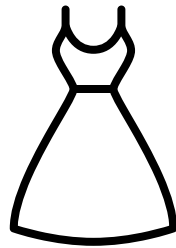
NAME:

DATE:


Consonant Digraphs


Write the word.

























NAME:


DATE:


Vowel Digraphs

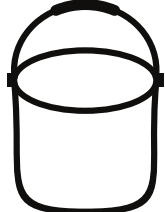
Write the word.

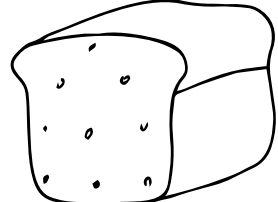





















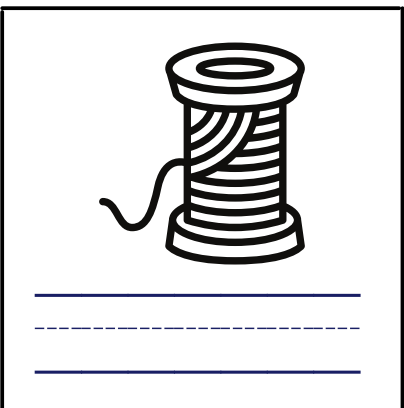





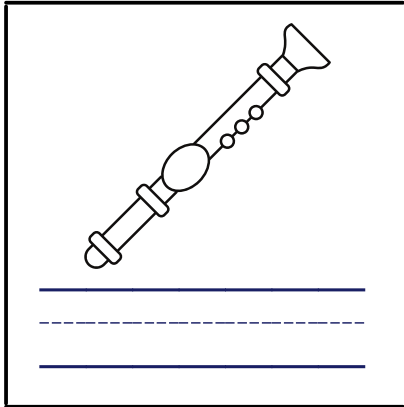


NAME:

DATE:

Vowel Digraphs

Write the word.



Answer Key

Initial Consonant Digraphs:

- chease
- knot
- phone
- shoe
- three
- whale
- wrench
- wheel
- ship

Final Consonant Digraphs:

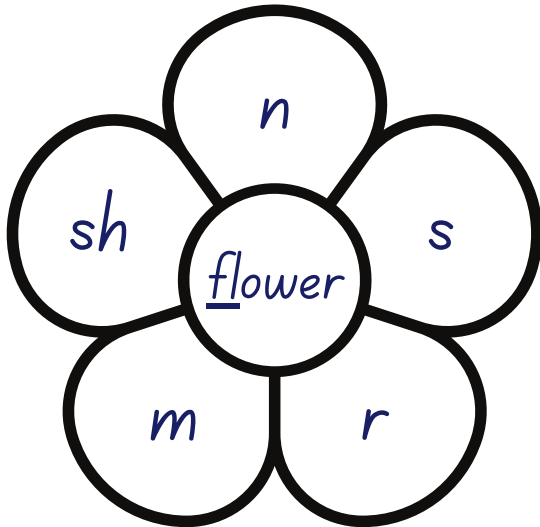
- fish
- dress
- tooth
- ring
- watch
- dish
- cross
- peach
- duck

Vowel Digraphs:

- sheep
- thief
- boat
- moon
- pail
- bread
- glue
- hay
- pie
- oboe
- book
- beach
- juice
- tail
- goat
- thread
- seed
- coat

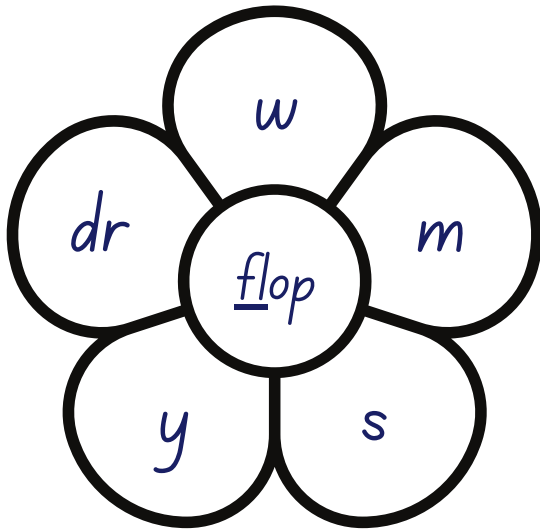
PHONIC FLOWERS

Replace the underlined sound with one of the surrounding letters to make a new, real word. Write the new words in the boxes:

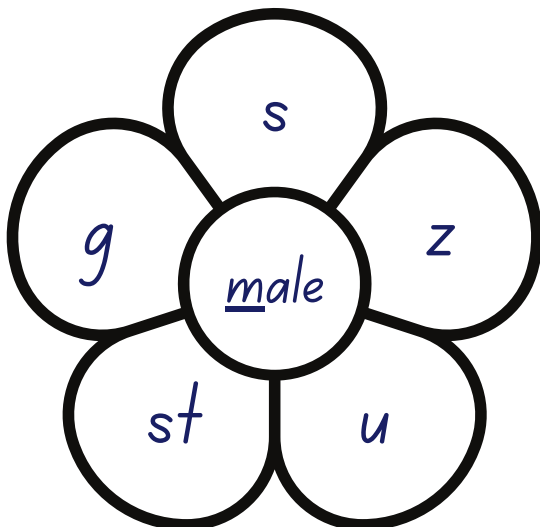


=

eg. rower



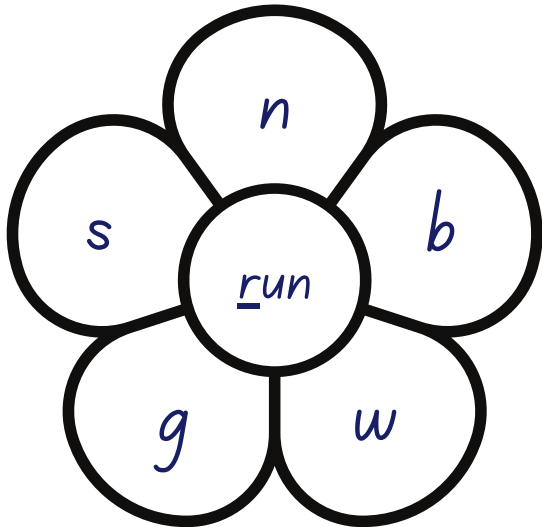
=



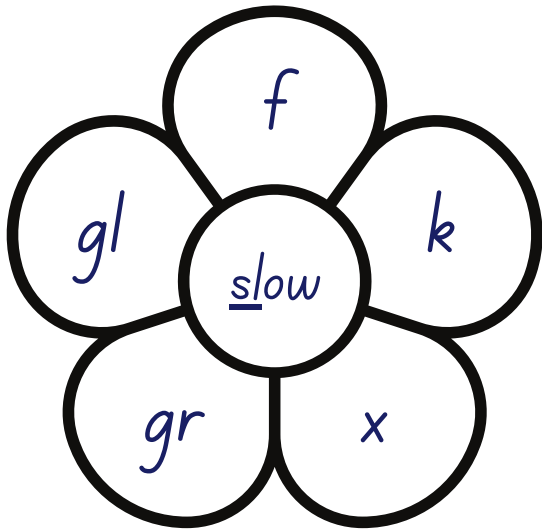
=

PHONIC FLOWERS

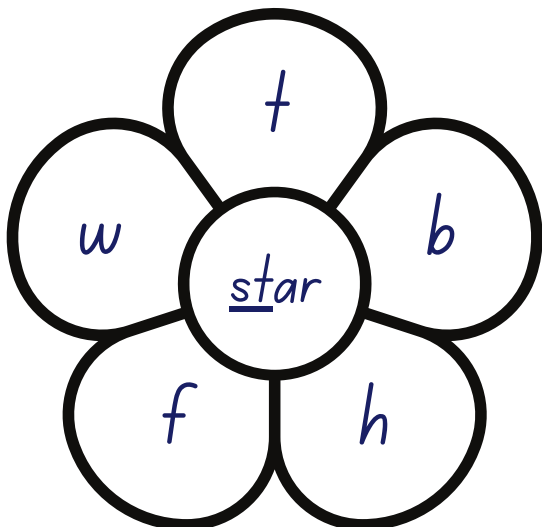
Replace the underlined sound with one of the surrounding letters to make a new, real word. Write the new words in the boxes:



=




=



=

Short vowel



b_n




f_n




t_n



w_n



b_g



f_g




p_g



w_g



l_p



f_sh



z_p



sh_p

Short **O** vowel



d_t




m_p



d_g



p_t



b_x



m_m




st_p




s_cks



f_x




h_t



r_cks




d_ll



is for

Iguana










Name: _____ Date: _____

COLORFUL LONG VOWELS

Long a

Say the name of each picture. Color the picture in each row that has the Short a vowel sound.

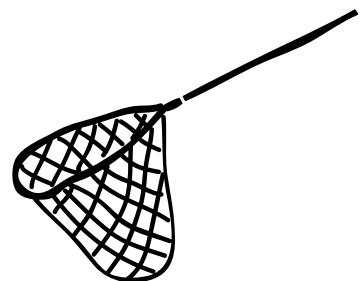






Name: _____ Date: _____

COLORFUL LONG VOWELS

Long e

Say the name of each picture. Color the picture in each row that has the Long e vowel sound.



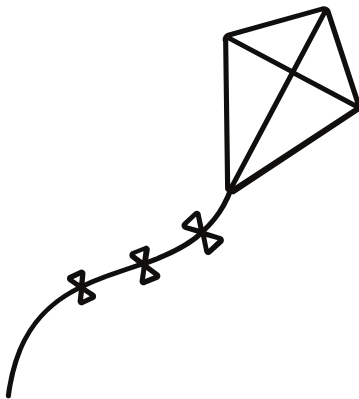







Name: _____ Date: _____

COLORFUL LONG VOWELS

Long i

Say the name of each picture. Color the picture in each row that has the Long i vowel sound.




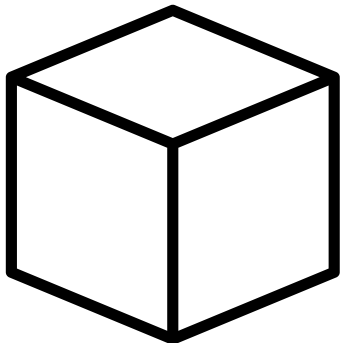




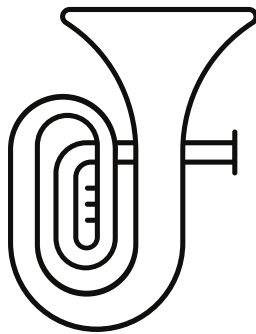
Name: _____

Date: _____

COLORFUL LONG VOWELS

Long o

Say the name of each picture. Color the picture in each row that has the Long o vowel sound.





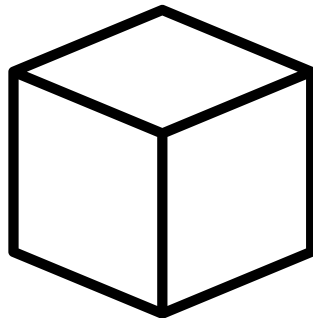



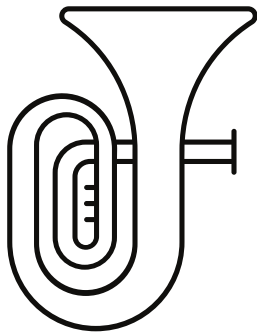


Name: _____ Date: _____


COLORFUL LONG VOWELS

Long u

Say the name of each picture. Color the picture in each row that has the Long u vowel sound.



Oo is for
Octopus



NAME: _____ DATE: _____

SUPERLATIVE ADJECTIVES

Regular Short Adjectives

Common	→	fast	the fastest
Ends with e	→	nice	the nicest
Ends with consonant + y	→	easy	the easiest
Ends with consonant + vowel + consonant	→	thin	the thinnest

Regular Long Adjectives

beautiful	the most beautiful
difficult	the most difficult
expensive	the most expensive

Irregular Adjectives

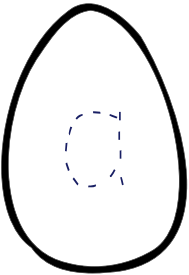
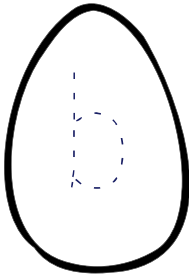
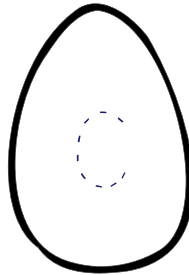
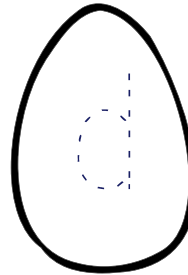
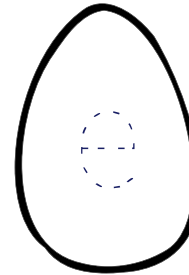
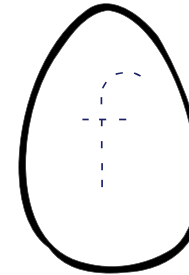

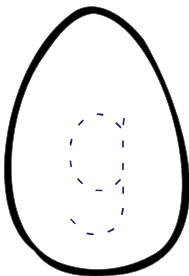
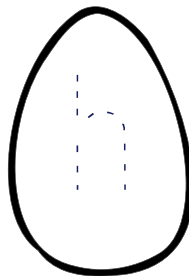
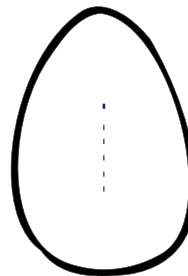
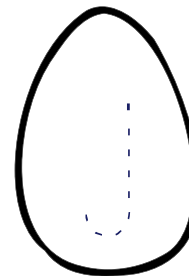
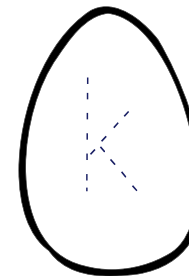
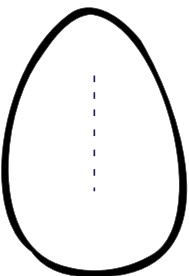
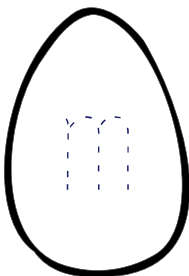
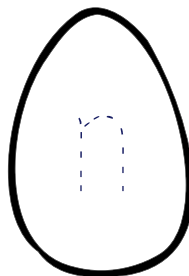
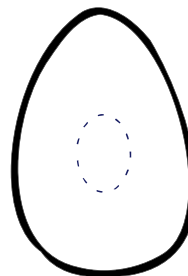

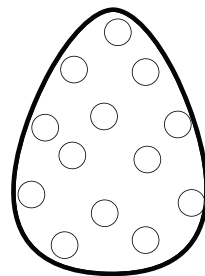

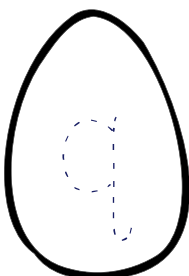
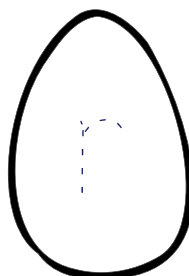
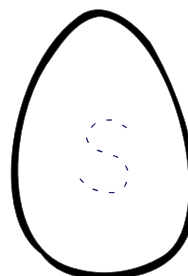
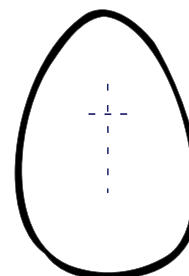

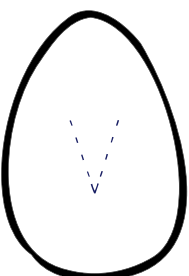


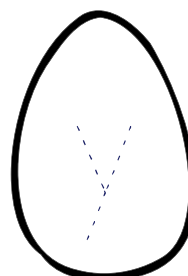
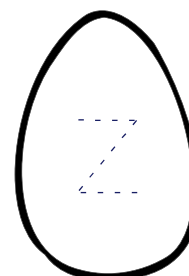

good	the best
bad	the worst
far	the farthest/furthest

Complete the sentences using the correct superlative forms.

- 1- Mercury is planet in the solar system. (small)
- 2- The blue whale is animal on our planet. (big)
- 3- Mount Everest is mountain on Earth. (high)
- 4- Kate is girl in the classroom. (hardworking)
- 5- Mr. Brown is teacher ever. (nice)
- 6- I think English is language to learn. (easy)
- 7- Jack is person I've ever met. (intelligent)
- 8- This is film I've ever watched. (bad)

Name: _____

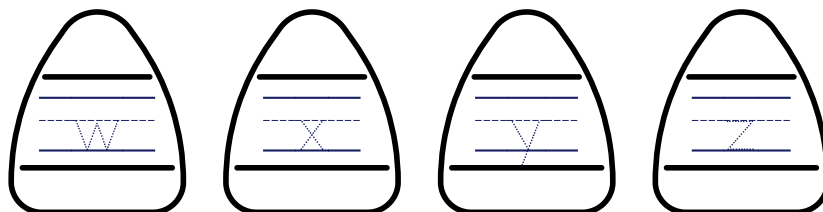
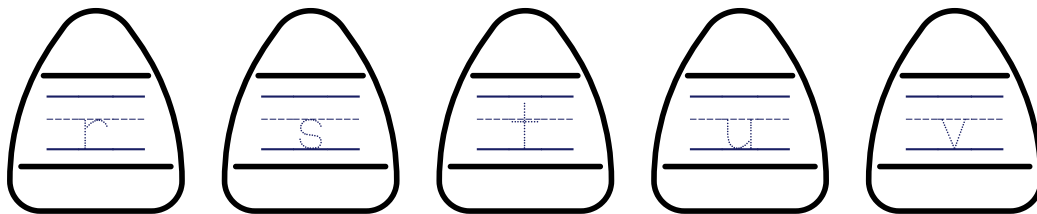
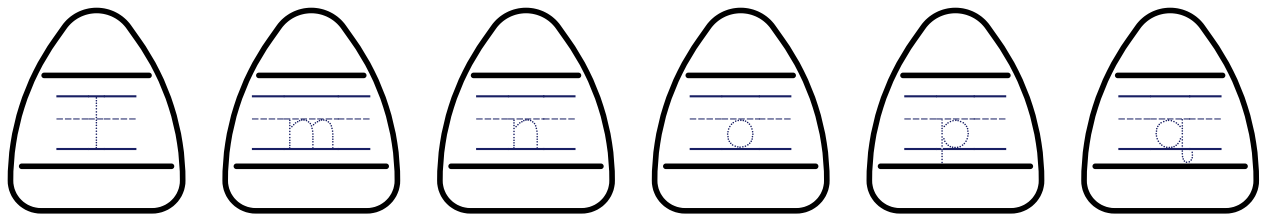
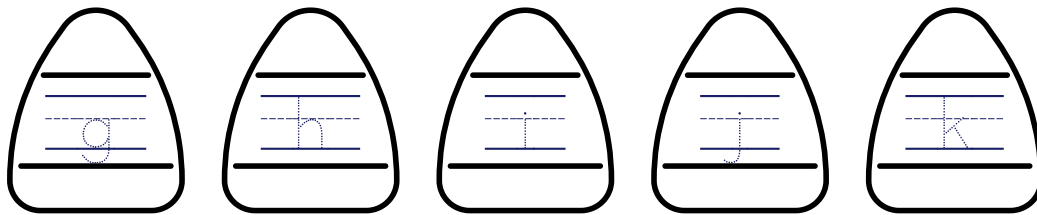
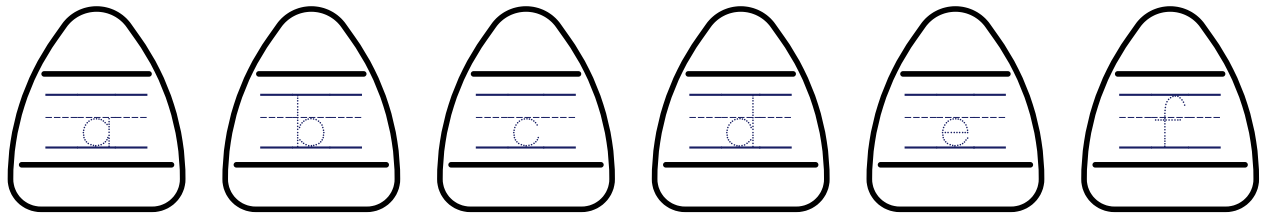
DIRECTIONS: TRACE THE LOWERCASE LETTERS. WHEN FINISHED COLOR THE EXTRA EGGS AND THE EGGS THAT CONTAIN VOWELS.



CANDY CORN ALPHABET

Practice writing your lowercase alphabet by tracing the letters in the candy corn below. When finished color in the vowels with candy corn colors.



sw

Blends



Instructions: Complete a brainstorm of words that start with 'sw'

A black and white line drawing of a lightbulb. Inside the bulb, there is a stylized brain with radiating lines, symbolizing an idea or brainstorming.

Instructions: Draw two pictures of words that start with 'sw':

Two empty rectangular boxes for drawing. A pencil is positioned between the two boxes, pointing towards the right box.

Instructions: Write a sentence using a word that starts with 'sw':

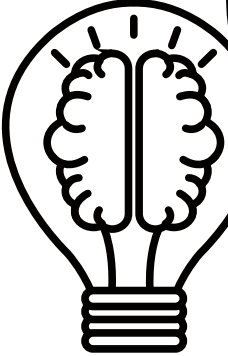
Instructions: Fill in the missing vowels for these 'sw' words:

sw _ m	A black and white line drawing of a hand with the index finger pointing up.	sw _ ng	A black and white line drawing of a hand with the index finger pointing up and an arrow above it pointing to the left.	sw _ _ p	A black and white line drawing of a whisk.
sw _ rm		sw _ pe		sw _ t	


sm

Blends 

Instructions: Complete a brainstorm of words that start with 'sm'









Instructions: Draw two pictures of words that start with 'sm':



Instructions: Write a sentence using a word that starts with 'sm':


























Instructions: Fill in the missing vowels for these 'sm' words:

sm _ l _  sm _ ll  sm _ rk 
sm _ k _  sm _ _ ch  sm _ ck 

Name


ABC LOWERCASE APPLES

Practice your lowercase letter writing in the apples below. When finished color the apples that contain vowels using the color green.




th


Blends



Instructions: Complete a brainstorm of words that include 'th'

A black and white line drawing of a lightbulb. Inside the bulb, a brain is depicted with radiating lines, symbolizing an idea or brainstorming.

Instructions: Draw two pictures of words that include 'th':

Two empty rectangular boxes for drawing. A pencil is positioned between the two boxes, pointing towards the right box.

Instructions: Write a sentence using a word that include 'th':

Instructions: Fill in the missing vowels for these 'th' words:


p _ th thumbs up icon thr _ _ 3 th _ nk
th _ mb th _ rn _ th _ r

st

Blends



Instructions: Complete a brainstorm of words that start with 'st'



Instructions: Draw two pictures of words that start with 'st':

Two empty rectangular boxes for drawing, with a pencil icon positioned between them.

Instructions: Write a sentence using a word that starts with 'st':

Three horizontal lines for writing a sentence.

Instructions: Fill in the missing vowels for these 'st' words:

st _ v _



st _ rm



st _ ngray



st _ _ k

st _ mp

st _ p

WORD CHALLENGE



Choose one of your spelling words and complete the grid:

Write the word using red for vowels and blue for consonants.

How many syllables in your word? Show them:

Word meaning:

Write a synonym or antonym for your word:

Word:

Write three other words that use the same spelling pattern:

Write your word in an interesting sentence:

Add a prefix or suffix to the base word:


Draw your word to show its meaning:

c/

Blends



Instructions: Complete a brainstorm of words that start with 'cl'



Instructions: Draw two pictures of words that start with 'cl':

Two large empty rectangular boxes for drawing. A drawing of a pencil is positioned between the two boxes, pointing towards the right box.

Instructions: Write a sentence using a word that starts with 'cl':

Three horizontal lines for writing a sentence.

Instructions: Fill in the missing vowels for these 'cl' words:

cl _ mb



cl _ th _ s



cl _ _

cl _ _ n


cl _ ss

cl _ v _ r




fl


Blends



Instructions: Complete a brainstorm of words that start with 'fl'



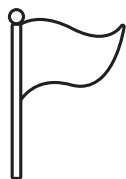
Instructions: Draw two pictures of words that start with 'fl':



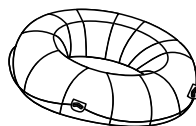
Instructions: Write a sentence using a word that starts with 'fl':

Instructions: Fill in the missing vowels for these 'fl' words:

fl _ g



fl _ _ t



fl _ _ d



fl _ p


fl _ p

fl _ p


SC

Blends 

Instructions: Complete a brainstorm of words that start with 'sc'









Instructions: Draw two pictures of words that start with 'sc':



Instructions: Write a sentence using a word that starts with 'sc':

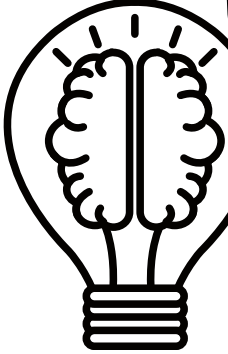
Instructions: Fill in the missing vowels for these 'sc' words:

sc _ b _ d _ ve  sc _ _ ter  sc _ _ p 
sch _ _ l  sc _ rf  scr _ tch 


ay

Blends 

Instructions: Complete a brainstorm of words that end in 'ay'



Instructions: Draw two pictures of words that end with 'ay':



Instructions: Write a sentence using a word that ends with 'ay':

Instructions: Fill in the missing vowels for these 'ay' words:

p _ y



s _ y



sw _ y

pl _ y


pr _ y

tr _ y




tr

Blends



Instructions: Complete a brainstorm of words that start with 'tr'



Instructions: Draw two pictures of words that start with 'tr':

Two large empty rectangular boxes for drawing. A pencil is positioned between the two boxes, pointing towards the right one.


Instructions: Write a sentence using a word that starts with 'tr':

Instructions: Fill in the missing vowels for these 'tr' words:

tr _ p
tr _ y




tr _ ll
tr _ _




tr _ c _
tr _ th

sp

Blends



Instructions: Complete a brainstorm of words that start with 'sp'



Instructions: Draw two pictures of words that start with 'sp':

Two large empty rectangular boxes for drawing. A pencil is positioned between the two boxes, pointing towards the right one.

Instructions: Write a sentence using a word that starts with 'sp':

Instructions: Fill in the missing vowels for these 'sp' words:

sp _ c _



sp _ ll



sp _ rt

sp _ d _ r


sp _ nt

sp _ t




dr


Blends



Instructions: Complete a brainstorm of words that start with 'dr'



Instructions: Draw two pictures of words that start with 'dr':



Instructions: Write a sentence using a word that starts with 'dr':

Instructions: Fill in the missing vowels for these 'dr' words:

dr _ nk



dr _ p



dr _ w

dr _ p

dr _ m

dr _ mstick

Syllable

A syllable is a unit of spoken language that forms an entire word or parts of words. Each syllable has a vowel sound.

Directions: Read and divide each word by putting a slash (/) symbol between each syllable and write how many syllables are in each word.

Example: avocado a/vo/ca/do 4

1. eyeglass _____
2. father _____
3. between _____
4. nothing _____
5. butterfly _____
6. basket _____
7. sister _____
8. jump _____
9. turtle _____
10. farmer _____

Spelling: past simple regular verbs

Read the rules and write the verbs in the correct group. Then write its past simple form.

try look escape jump cry smile shop watch
hurry drop clean study invite chat stay retire
stop dance clap worry



Add -ed to most verbs

..... ✂ →

..... ✂ →

..... ✂ →

..... ✂ →

..... ✂ →

Add -d to the verbs than end in -e

..... ✂ →

..... ✂ →

..... ✂ →

..... ✂ →

..... ✂ →

Change the "y" for "i" and add -ed to the verbs that end in a consonant + "y"

..... ✂ →

..... ✂ →

..... ✂ →

..... ✂ →

..... ✂ →

Double the last consonant and add -ed to short verbs that end in consonant+vowel+consonant

..... ✂ →

..... ✂ →

..... ✂ →

..... ✂ →

..... ✂ →

au & aw

Both vowel teams say the short /o/ sound. 'au' says /o/ in the middle of a word or syllable. 'aw' goes in the middle or at the end of a word.

Brainstorm 'au' words:

Brainstorm 'aw' words:

Circle the correct spelling:



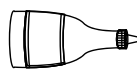
laun / lawn



hawk / hawk



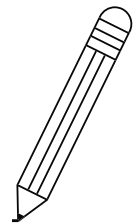
laugh / lawf



sawse / sauce

Fill in the blanks with either 'au' or 'aw':

- The rocket l _____ nched into space.
- I like to dr _____ using coloured pencils.
- I drink my milkshakes through a st _____
- The ghost lives in the h _____ nted house.




ch


Blends



Instructions: Complete a brainstorm of words that include 'ch':



Instructions: Draw two pictures of words that include 'ch':



Instructions: Write a sentence using a word that include 'ch':

Instructions: Fill in the missing vowels for these 'ch' words:

ch _ _ ch



ch _ mp



ch _ n


cr _ nch

ch _ ps


ch _ p

pl

Blends



Instructions: Complete a brainstorm of words that start with 'pl'



Instructions: Draw two pictures of words that start with 'pl':

Two empty rectangular boxes for drawing, with a pencil icon positioned between them.

Instructions: Write a sentence using a word that starts with 'pl':

Instructions: Fill in the missing vowels for these 'pl' words:


pl _ c _ pl _ t _ pl _ n

pl _ ygr _ _ nd pl _ y pl _ t _




br

Blends



Instructions: Complete a brainstorm of words that start with 'br'



Instructions: Draw two pictures of words that start with 'br':

Two empty rectangular boxes for drawing. A pencil is positioned between the two boxes, pointing towards the right box.


Instructions: Write a sentence using a word that starts with 'br':

Instructions: Fill in the missing vowels for these 'br' words:


br _ wn		br _ ck		br _ _ d
br _ _ m	A simple line drawing of a safety razor.	br _ _ n	A simple line drawing of a human brain.	br _ th _ r

sh


Blends



Instructions: Complete a brainstorm of words that start with 'sh'



Instructions: Draw two pictures of words that start with 'sh':



Instructions: Write a sentence using a word that starts with 'sh':

Instructions: Fill in the missing vowels for these 'sh' words:

sh _ p



sh _ _ p



sh _ _ k


sh _ p

sh _ _ t


sh _ rt

sk


Blends



Instructions: Complete a brainstorm of words that start with 'sk'





Instructions: Draw two pictures of words that start with 'sk':



Instructions: Write a sentence using a word that starts with 'sk':


Instructions: Fill in the missing vowels for these 'sk' words:

sk _ l _ t _ n  sk _


sk _ ll  sk _ t _ b _ _ rd

bl

Blends



Instructions: Complete a brainstorm of words that start with 'bl'



Instructions: Draw two pictures of words that start with 'bl':

A large rectangular box divided into two sections by a vertical line. A pencil is positioned diagonally across the line, pointing towards the right section, indicating where to draw.

Instructions: Write a sentence using a word that starts with 'bl':

Instructions: Fill in the missing vowels for these 'bl' words:

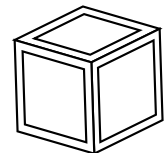
bl _ nk



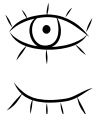
bl _ _ d



bl _ ck



bl _ _ d




bl _ nd


bl _ ck

gl

Blends



Instructions: Complete a brainstorm of words that include 'gl' in them:





Instructions: Draw two pictures of words that have 'gl' in them:

Two empty rectangular boxes for drawing. A pencil is positioned between the two boxes, pointing towards the right box.

Instructions: Write a sentence using a word that has 'gl' in it:


Instructions: Fill in the missing vowels for these 'gl' words:

gl _ _  _ gly


gl _ ss _ s gl _ b _ 

wh


Blends



Instructions: Complete a brainstorm of words that include 'wh'




Instructions: Draw two pictures of words that include 'wh':

Two empty rectangular boxes for drawing. A pencil is positioned between the two boxes, pointing towards the right box.

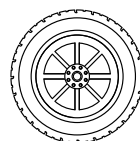
Instructions: Write a sentence using a word that include 'wh':

Instructions: Fill in the missing vowels for these 'wh' words:

wh _ l _



wh _ _ l



wh _ rl


wh _

wh _ p


wh _ t

tw

Blends



Instructions: Complete a brainstorm of words that include 'tw'





Instructions: Draw two pictures of words that include 'tw':

Two empty rectangular boxes for drawing. A pencil is positioned between the two boxes, pointing towards the right box.


Instructions: Write a sentence using a word that include 'tw':

Instructions: Fill in the missing vowels for these 'tw' words:


tw _ rl  tw _ g  tw _ st
tw _ n tw _ tw _ c _

s/


Blends



Instructions: Complete a brainstorm of words that include 'sl'



Instructions: Draw two pictures of words that include 'sl':

Two large empty rectangular boxes for drawing. A pencil is positioned between the two boxes, pointing towards the right one.

Instructions: Write a sentence using a word that include 'sl':

Instructions: Fill in the missing vowels for these 'sl' words:

sl _ _ p



sl _ p



sl _ m _

sl _ w

sl _ p _


sl _ c _

sq


Blends



Instructions: Complete a brainstorm of words that start with 'sq'



Instructions: Draw two pictures of words that start with 'sq'



Instructions: Write a sentence using a word that starts with 'sq':

Instructions: Fill in the missing vowels for these 'sq' words:

sq _ _ rr _ l



sq _ _ t



sq _ _ r _


sq _ _ _ k

cr

Blends



Instructions: Complete a brainstorm of words that start with 'cr'







Instructions: Draw two pictures of words that start with 'cr':

Two empty rectangular boxes for drawing, with a pencil icon pointing to the right between them.

Instructions: Write a sentence using a word that starts with 'cr':

Instructions: Fill in the missing vowels for these 'cr' words:

cr _ b  cr _ wl  cr _ _ k


cr _ w  cr _ _ p  cr _ ss

dr

Blends



Instructions: Complete a brainstorm of words that start with 'dr'



Instructions: Draw two pictures of words that start with 'dr':

Two empty rectangular boxes for drawing. A pencil is positioned between the two boxes, pointing towards the right box.

Instructions: Write a sentence using a word that starts with 'dr':

Instructions: Fill in the missing vowels for these 'dr' words:

dr _ nk



dr _ p



dr _ w

dr _ p

dr _ m

dr _ mstick