



US00D726841S

(12) **United States Design Patent**
Wright

(10) **Patent No.:** **US D726,841 S**

(45) **Date of Patent:** **** Apr. 14, 2015**

(54) **KINETIC BAND KIT**

(71) Applicant: **Rodney L. Wright**, Edmonton (AU)

(72) Inventor: **Rodney L. Wright**, Edmonton (AU)

(**) Term: **14 Years**

(21) Appl. No.: **29/468,389**

(22) Filed: **Sep. 30, 2013**

(51) **LOC (10) Cl.** **21-02**

(52) **U.S. Cl.**

USPC **D21/662**

(58) **Field of Classification Search**

CPC A63B 21/0052; A63B 21/0557; A63B 21/1449; A63B 2208/0204; A63B 21/0004; A63B 21/00069; A63B 21/143; A63B 21/1419; A63B 21/1434; A63B 21/1426; A63B 69/0059; A63B 21/00185; A63B 21/0555; A41D 19/0048

USPC D21/662, 683-685, 692, 694; 482/121, 482/122, 123, 124, 125, 126, 131

See application file for complete search history.

(56) **References Cited**

U.S. PATENT DOCUMENTS

5,490,826	A *	2/1996	Rose	482/74
5,707,324	A *	1/1998	Blake	482/124
D396,077	S *	7/1998	Heine	D21/662
D455,185	S *	4/2002	Karadimas	D21/692
D644,280	S *	8/2011	Marotta	D21/662
D664,612	S *	7/2012	Pinskiy et al.	D21/662
8,337,371	B2 *	12/2012	Vollmer, Jr.	482/126
D697,217	S *	1/2014	Nasir	D24/190

2007/0213186	A1 *	9/2007	Longo	482/121
2007/0287615	A1 *	12/2007	Gilchrist	482/124
2011/0224055	A1 *	9/2011	Kassel	482/121
2012/0053026	A1 *	3/2012	Kopp	482/124
2013/0190146	A1 *	7/2013	Thomas	482/121

* cited by examiner

Primary Examiner — George D Kirschbaum

Assistant Examiner — Jennifer Watkins

(74) *Attorney, Agent, or Firm* — Nixon & Vanderhye P.C.

(57) **CLAIM**

The ornamental design for a kinetic band kit, as shown and described.

DESCRIPTION

FIG. 1 is a plan view of a kinetic band kit including two straps and 12 bands shown in a free state;

FIG. 2 is a partial top view of the kit showing a strap thereof; FIG. 3 is a partial bottom view of the kit showing a strap thereof;

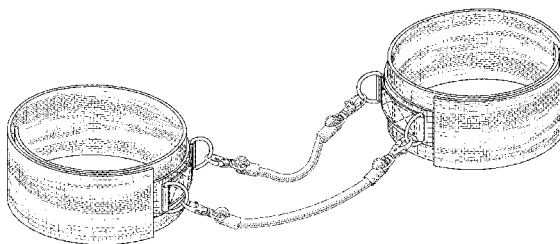
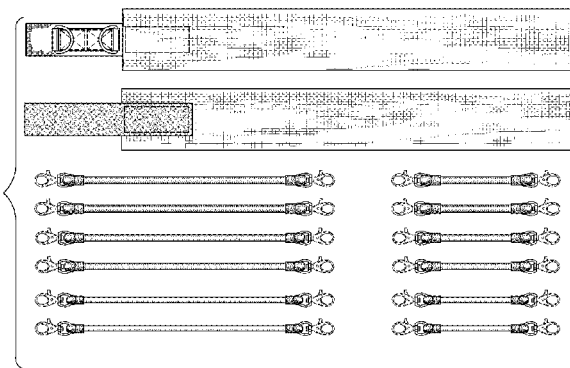
FIG. 4 is an enlarged view of a band from the kit;

FIG. 5 is a perspective view of the kit showing two straps and two bands assembled and in use; and,

FIG. 6 is a perspective view of the kit showing two straps and two bands assembled.

The broken lines on the kinetic band kit are for the purpose of illustrating stitching which forms a part of the claimed design. The broken line showing of a human form in FIG. 5 is for the purpose of illustrating environment which forms no part of the claimed design.

1 Claim, 4 Drawing Sheets



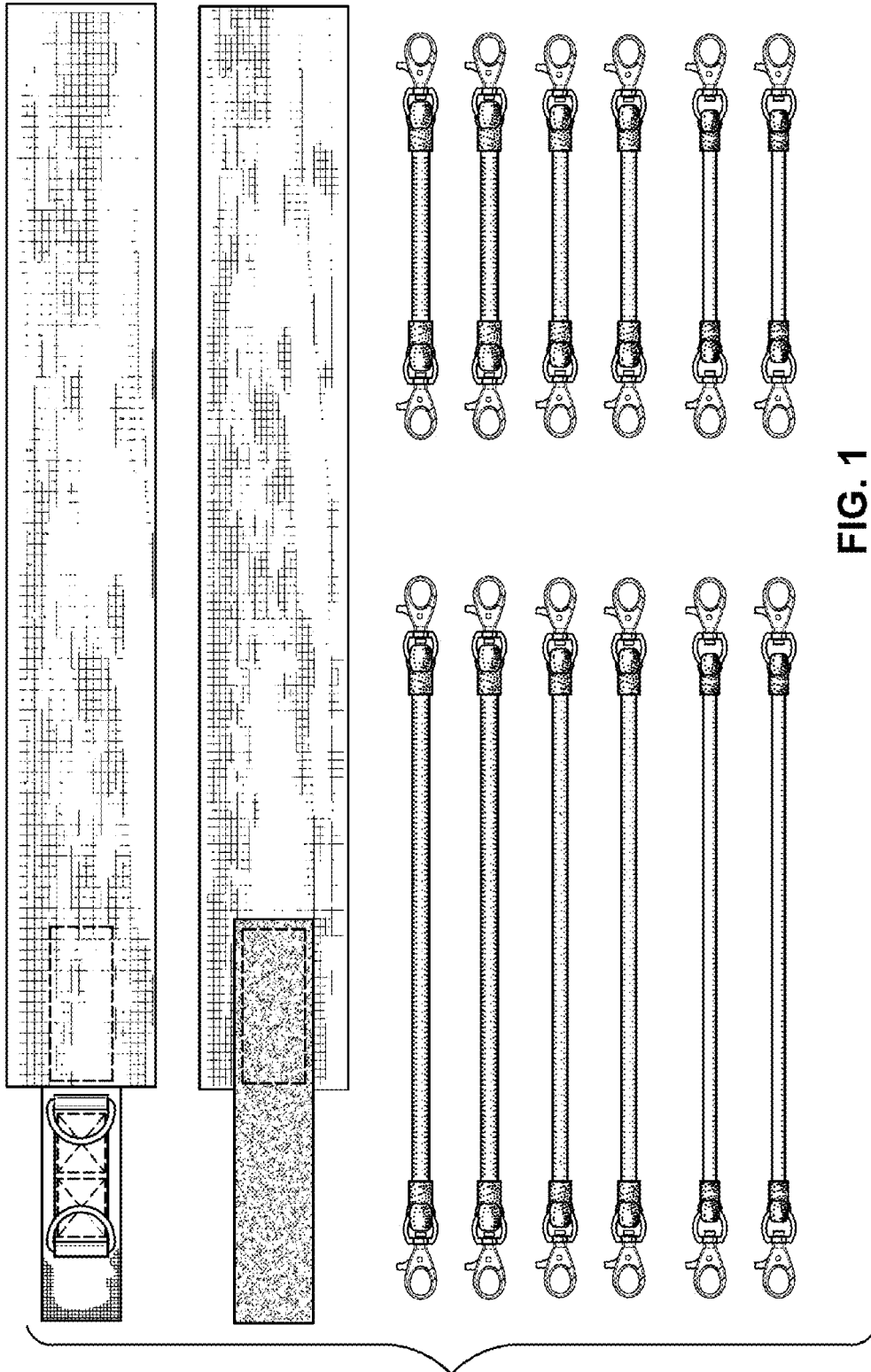


FIG. 1




FIG. 2

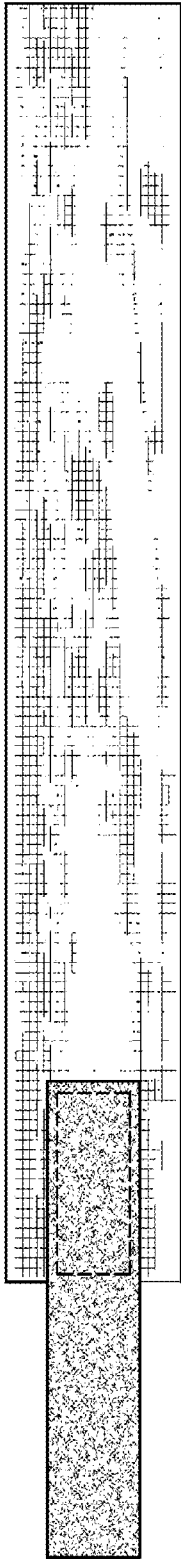


FIG. 3

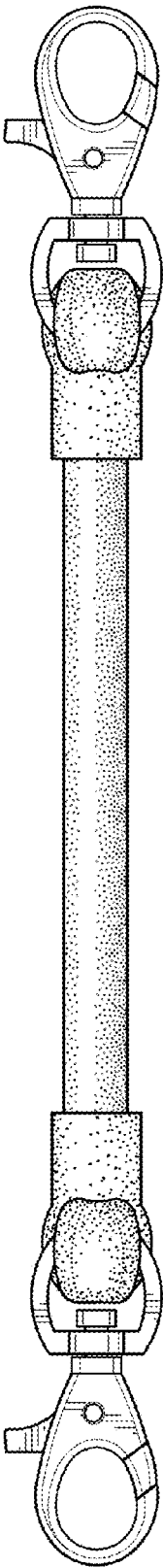


FIG. 4

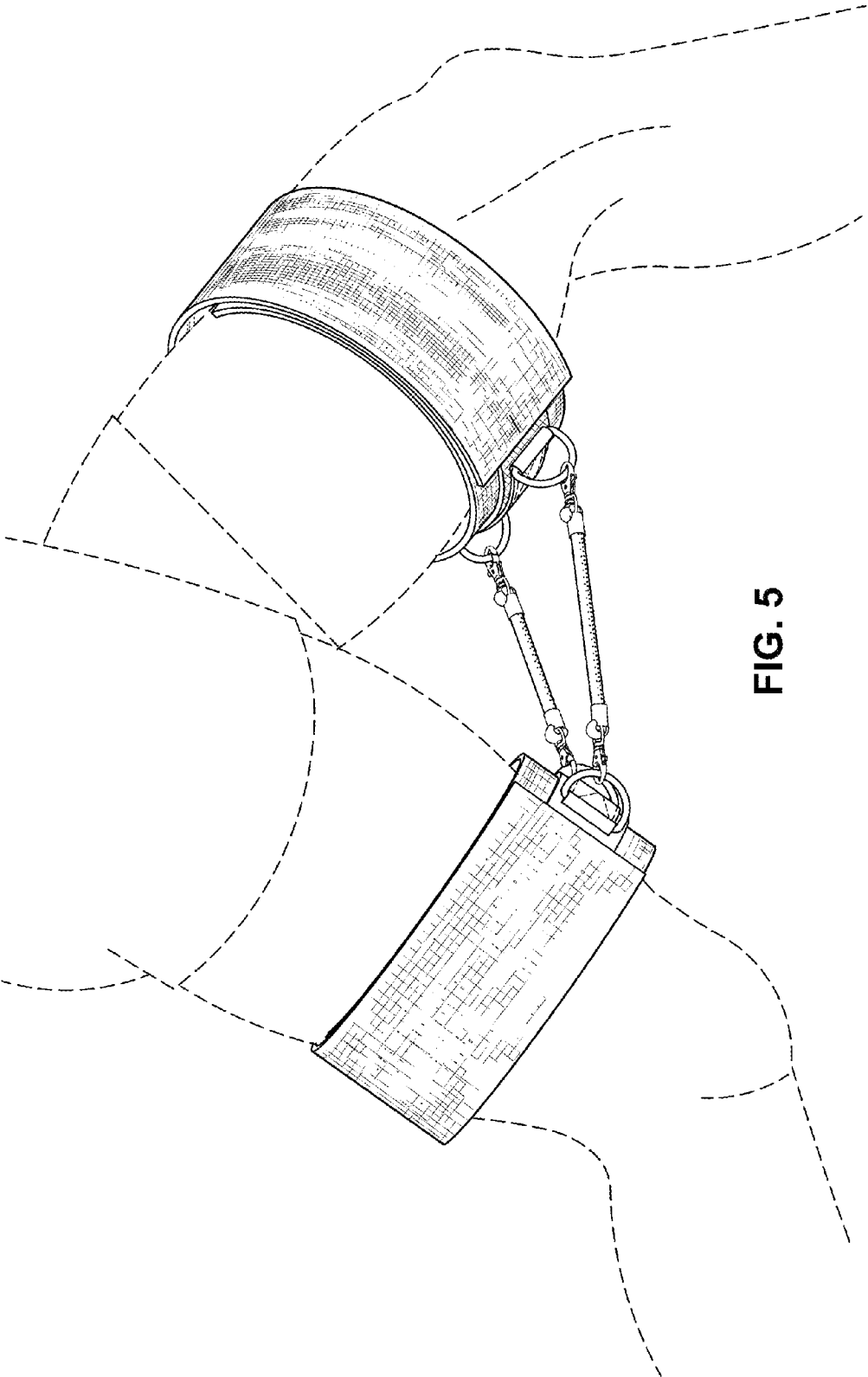


FIG. 5

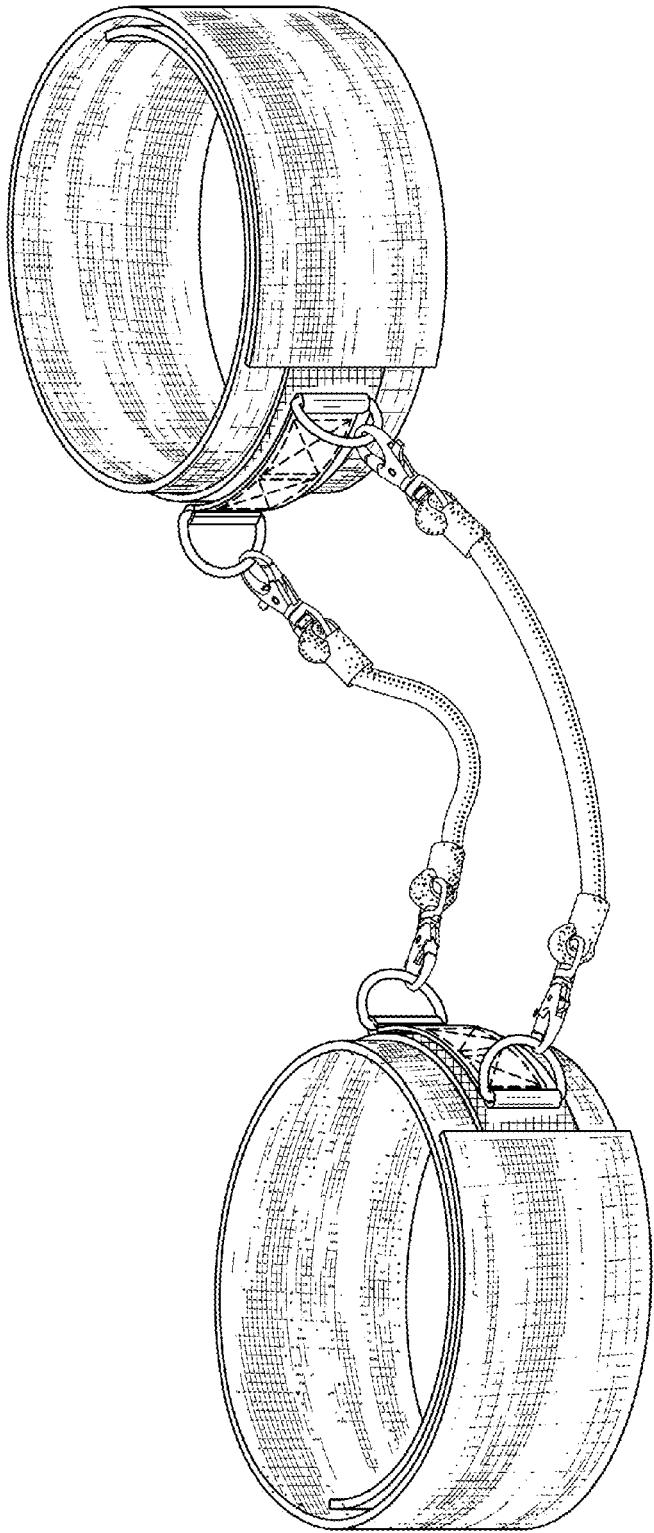


FIG. 6