

The EQXN pump is a vertical discharge pump with SS housing. This pump has 2-6 stages, based on pump size, for increase pressure. The motor is cooled by the pump water for safe operation even with the pump only partially submerged. This comes with a double shaft seal with oil chamber for increase shaft life.



## Specification

- Capacity: up to 836 GPM
- Head: up to 670 FT
- Power: 2.2kW (3HP) to 75 kW (100HP)
- Power Supply: three phase 400V ±10%, 50Hz  
460V ±10%, 60Hz
- Insulation class: <30kW B  
>37kW F
- Protection class: IP68

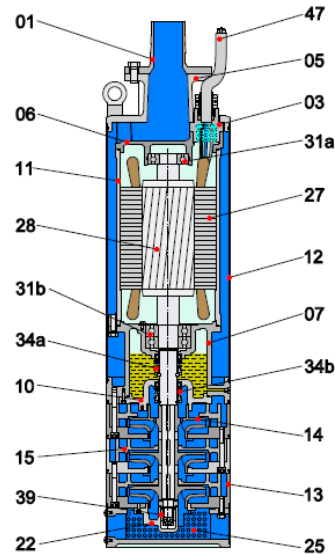
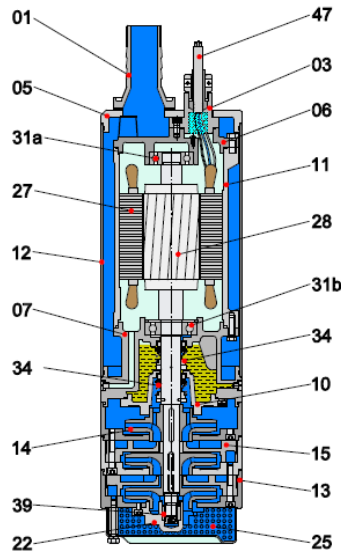
- Cable length: 50 ft
- Water temperature: up to 104 °F
- Max water depth: 65 ft

## Application

- Mining, Building, Factory and Industrial applications
- Water supply for wells, tanks and reservoirs

## Special features on request

- Other voltages
- Cable length is adjustable



| Item No. | Part name        | Material                | Item No. | Part name       | Material              |
|----------|------------------|-------------------------|----------|-----------------|-----------------------|
| 01       | Hose coupling    | Cast iron               | 15       | Diffuser        | Cast iron             |
| 03       | Terminal box     | Cast iron               | 22       | Seat assembly   | Cast iron             |
| 05       | Upper cover      | Cast iron               | 25       | Strainer        | Steel                 |
| 06       | Up-Bearing house | Cast iron               | 27       | Stator          |                       |
| 07       | Bearing house    | Cast iron               | 28       | Rotor           | Shaft:Stainless steel |
| 10       | Seal bracket     | Cast iron               | 31a      | Bearing         | Ball bearing          |
| 11       | Motor body       | Cast iron               | 31b      | Bearing         | Ball bearing          |
| 12       | Outer casing     | Stainless steel(< 30kW) | 34       | Mechanical seal | Sic-Sic               |
| 13       | Pump casing      | Cast iron               | 38       | Shaft sleeve    | NBR & Steel           |
| 14       | Impeller         | Cast iron               | 47       | Cable           |                       |

## Dual purpose water outlet joint

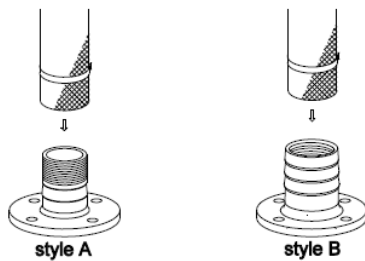


diagram of use hose

| Outlet D | Style | Hose I.D. | Steel pipe |                  |                       |
|----------|-------|-----------|------------|------------------|-----------------------|
|          |       |           | G          | Transition joint | Nominal pipe diameter |
| 50       | A     | 50        | G1½"       | G1½" → G2"       | 50                    |
| 65       | A     | 65        | G2"        | G2" → G2½"       | 65                    |
| 80       | A     | 80        | G2½"       | G2½" → G3"       | 80                    |
| 100      | B     | 100       | G3"        | G3" → G4"        | 100                   |

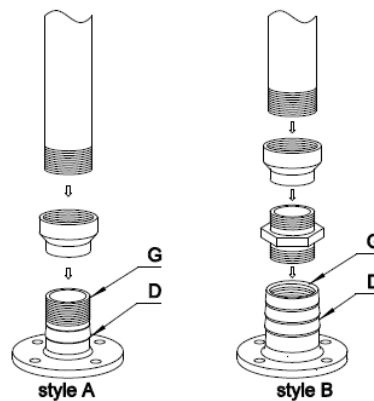
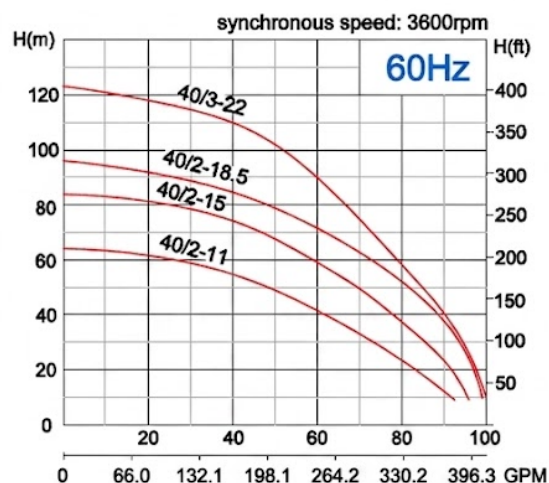
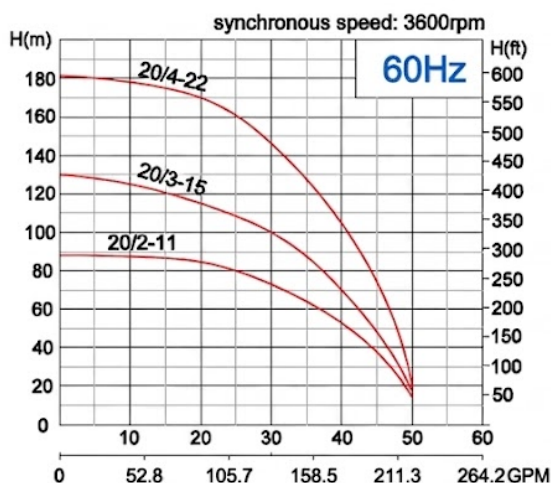
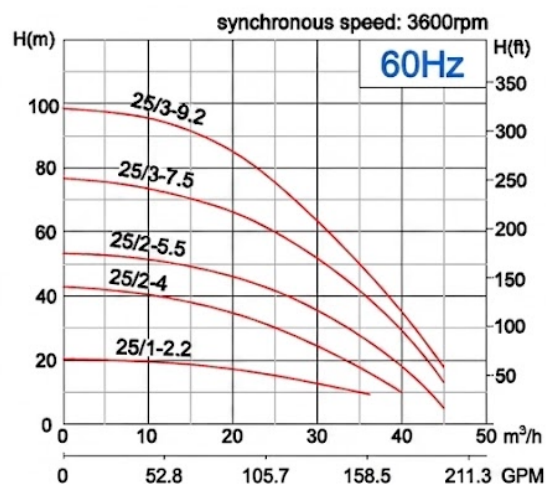
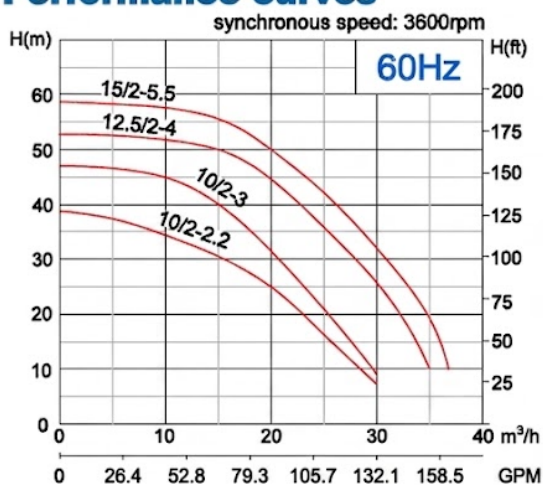


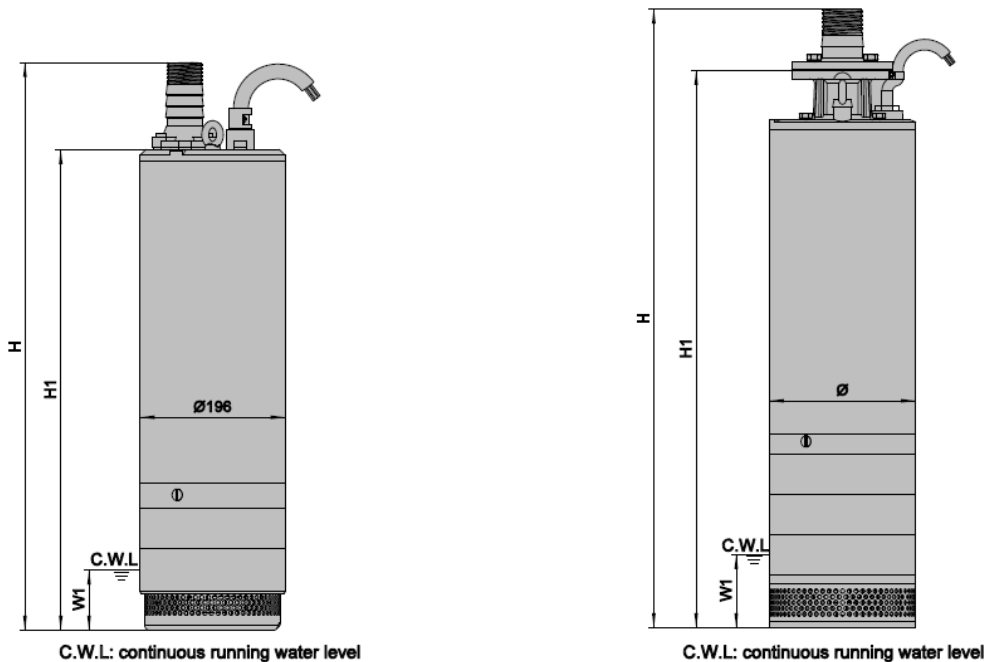
diagram of use steel pipe

## Performance curves



| Model         | Outlet |      | Motor Power |      | Rated current (460) | Rate capacity     |       | Rated head | Rated head | max capacity      |       | Impeller passage |
|---------------|--------|------|-------------|------|---------------------|-------------------|-------|------------|------------|-------------------|-------|------------------|
|               | mm     | inch | kW          | HP   |                     | m <sup>3</sup> /h | GPM   |            |            | m <sup>3</sup> /h | GPM   |                  |
| EQXN10/2-2.2  | 50     | 2    | 2.2         | 3.0  | 6.5                 | 10.0              | 44.0  | 34.0       | 111.5      | 30.0              | 132.0 | 6.0              |
| EQXN25/1-2.2  | 65     | 2.5  | 2.2         | 3.0  | 6.5                 | 25.0              | 110.0 | 17.0       | 55.8       | 35.0              | 154.0 | 6.0              |
| EQXN10/2-3    | 50     | 2    | 3.0         | 4.0  | 8.7                 | 10.0              | 44.0  | 45.0       | 147.6      | 30.0              | 132.0 | 6.0              |
| EQXN12.5/2-4  | 50     | 2    | 4.0         | 5.5  | 10.6                | 12.5              | 55.0  | 50.0       | 164.0      | 35.0              | 154.0 | 6.0              |
| EQXN25/2-4    | 65     | 2.5  | 4.0         | 5.5  | 10.6                | 25.0              | 110.0 | 30.0       | 98.4       | 40.0              | 176.0 | 6.0              |
| EQXN15/2-5.5  | 50     | 2    | 5.5         | 7.5  | 14.2                | 15.0              | 66.0  | 57.0       | 187.0      | 37.0              | 162.8 | 6.0              |
| EQXN25/2-5.5  | 65     | 2.5  | 5.5         | 7.5  | 14.2                | 25.0              | 110.0 | 45.0       | 147.6      | 45.0              | 198.0 | 6.0              |
| EQXN25/3-7.5  | 65     | 2.5  | 7.5         | 10.0 | 19.0                | 25.0              | 110.0 | 60.0       | 196.8      | 45.0              | 198.0 | 6.0              |
| EQXN25/3-9.2  | 65     | 2.5  | 9.2         | 12.5 | 23.1                | 25.0              | 110.0 | 75.0       | 246.0      | 45.0              | 198.0 | 6.0              |
| EQXN20/2-11   | 65     | 2.5  | 11.0        | 15.0 | 26.6                | 20.0              | 88.0  | 85.0       | 278.8      | 50.0              | 220.0 | 6.0              |
| EQXN40/2-11   | 80     | 3    | 11.0        | 15.0 | 26.6                | 40.0              | 176.0 | 55.0       | 180.4      | 92.0              | 404.8 | 8.0              |
| EQXN20/3-15   | 65     | 2.5  | 15.0        | 20.0 | 37.5                | 20.0              | 88.0  | 115.0      | 377.2      | 50.0              | 220.0 | 6.0              |
| EQXN40/2-15   | 80     | 3    | 15.0        | 20.0 | 37.5                | 40.0              | 176.0 | 75.0       | 246.0      | 95.0              | 418.0 | 8.0              |
| EQXN40/2-18.5 | 80     | 3    | 18.5        | 25.0 | 45.0                | 40.0              | 176.0 | 85.0       | 278.8      | 98.0              | 431.2 | 8.0              |
| EQXN20/4-22   | 65     | 2.5  | 22.0        | 30.0 | 54.5                | 20.0              | 88.0  | 170.0      | 557.6      | 50.0              | 220.0 | 6.0              |
| EQXN40/3-22   | 80     | 3    | 22.0        | 30.0 | 54.5                | 40.0              | 176.0 | 110.0      | 360.8      | 100.0             | 440.0 | 8.0              |

## Dimensions & weights



| Model         | Ø    | H1   | H    | W1  | G.W. | Packing dimensions |
|---------------|------|------|------|-----|------|--------------------|
|               | mm   | mm   | mm   | mm  | Kg   | mm                 |
| EQXN10/2-2.2  | Ø196 | 555  | 670  | 80  | 57   | 750×230×285        |
| EQXN25/1-2.2  | Ø196 | 515  | 630  | 80  | 51   | 720×230×285        |
| EQXN10/2-3    | Ø196 | 553  | 668  | 80  | 60   | 750×230×285        |
| EQXN12.5/2-4  | Ø196 | 588  | 703  | 80  | 65   | 785×230×285        |
| EQXN25/2-4    | Ø196 | 600  | 715  | 80  | 68   | 800×230×285        |
| EQXN15/2-5.5  | Ø196 | 633  | 748  | 80  | 74   | 830×230×285        |
| EQXN25/2-5.5  | Ø196 | 650  | 765  | 80  | 77   | 845×230×285        |
| EQXN25/3-7.5  | Ø196 | 770  | 885  | 80  | 93   | 965×230×285        |
| EQXN25/3-9.2  | Ø196 | 800  | 915  | 80  | 100  | 995×230×285        |
| EQXN20/2-11   | Ø274 | 841  | 956  | 130 | 174  | 1040×305×395       |
| EQXN40/2-11   | Ø274 | 901  | 1016 | 130 | 187  | 1105×305×395       |
| EQXN20/3-15   | Ø274 | 938  | 1053 | 130 | 207  | 1150×305×395       |
| EQXN40/2-15   | Ø274 | 946  | 1061 | 130 | 199  | 1160×305×395       |
| EQXN40/2-18.5 | Ø274 | 966  | 1081 | 130 | 218  | 1180×305×405       |
| EQXN20/4-22   | Ø274 | 1085 | 1200 | 130 | 253  | 1305×305×405       |
| EQXN40/3-22   | Ø274 | 1117 | 1232 | 130 | 222  | 1340×305×405       |