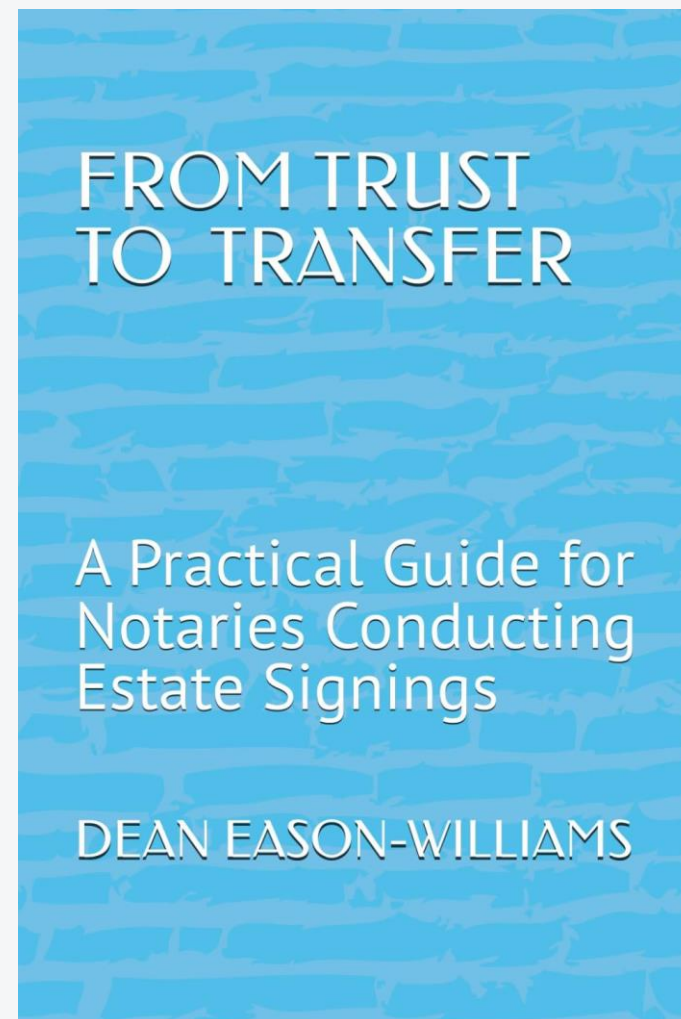





Dean Eason-Williams
Dean@notaryclt.com
(980) 999-2612




Trust and Estate Signings Primer: A Human-Centered Approach



02.

Agenda

-
1. Introduction and Human Elements
 2. Mindset and Professional Presence
 3. Documents, Ceremony Leadership and Environment
 4. Emotional Intelligence and Trust Building
 5. Legal Boundaries and Redirection
 6. Attorney Relations and Language Use
 7. Mistakes, Improvements, and Growth
- 

03.

Introduction and Human Elements



Introduction to Estate Signings



Estate Signings: More Than Paperwork

- Documents represent **life decisions** and family legacies.
- Signings often involve healthcare, financial authority, and emotional moments.






Emotional & Practical Impact

- Clients need calm professionalism and reassurance during signings.
- Presence and structure help guide clients through significant events.

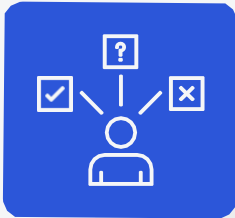


Key Concepts for Notary Publics

- Professionalism is felt before measured—attentiveness and patience are essential.
- Environmental setup and ceremony leadership create confidence.



The Human Side of Signings



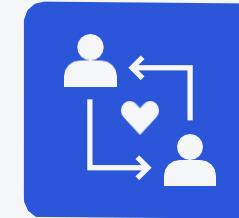
Signings Impact Life Decisions

- Trust & estate signings address **healthcare choices**, legacy, and financial authority.
- These documents represent pivotal moments for families.



Emotional Weight for Clients

- Clients often experience stress, uncertainty, and emotional significance during signings.
- Professional presence helps ease emotional friction.



Presence & Empathy Are Essential

- Attentive listening and calm professionalism foster trust and reassurance.
- Guided structure and patience create a positive experience.

Why Presence Matters

Calm Professionalism Sets the Tone




- Clients feel reassured when greeted with **organized, patient guidance**.
- A composed demeanor helps manage emotionally significant moments.

Attentive Presence Builds Trust

- Listening carefully and respecting the emotional weight of the signing fosters confidence.

Experience Outweighs Process

- Clients often remember how the signing felt, not just the steps involved.



07.

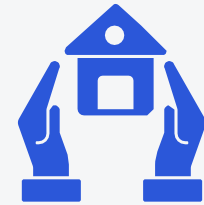
Mindset and Professional Presence

Estate Signing Mindset




Professionalism Sets the Tone

- Clients sense **calm authority** before any formal evaluation.
- First impressions are shaped by demeanor and presence.






Building Trust Through Structure

- Clear organization and controlled pacing foster confidence.
- Guided structure reassures clients during emotional moments.



Calm Authority in Action

- Patience and attentive listening are key to a positive experience.
- Avoid rushed behavior; respect the emotional weight of estate signings.



Calm Authority in Practice



Demonstrate Calm Authority

- Maintain a composed demeanor to foster trust and reassurance.
- Use **professional communication** to guide clients through emotionally significant moments.






Attentive Client Engagement

- Listen actively and respond thoughtfully to client concerns.
- Recognize and respect the emotional weight of estate signings.



Structured Signing Process

- Establish clear procedures and pacing to create confidence.
- Organize the environment for minimal distractions and signer comfort.



Listening and Respect

Prioritize Attentive Listening

Give clients your full attention to foster trust and comfort.

Honor Emotional Weight

Acknowledge the significance of estate signings in clients' lives.

Maintain Calm, Unhurried Presence

Avoid rushing; allow space for questions and reflection.



Create Memorable Experiences

Clients remember the feeling of professionalism and respect long after the signing.



11.

Ceremony Leadership and Environment



Common Estate Planning Documents



Core Estate Planning Documents

- Trusts and Wills guide **legacy planning** and asset distribution.
- Healthcare and financial powers ensure **decision-making authority**.






Healthcare & Financial Authority

- Healthcare Power of Attorney and Advance Directive address **medical choices**.
- Financial Power of Attorney manages **financial matters** during incapacity.



Specialized Documents

- Includes HIPAA Authorization, Transfer Deeds, and unique trusts (LLCs, Special Needs, Pet Trust).



Leading the Ceremony



Establish a Calm Atmosphere

- Set up a **quiet, distraction-free space** to foster focus and comfort.
- Maintain a composed demeanor to reassure clients during emotional moments.






Lead with Structured Guidance

- Use clear introductions and professional pacing to create a sense of order.
- Guide signers through each step, ensuring they feel supported and confident.



Build Client Confidence

- Organization and ceremony leadership instill trust and reduce uncertainty.



Environmental Setup Essentials



Creating a Distraction-Free Zone

- Select a space with minimal noise and interruptions for estate signings.
- Ensure privacy to foster comfort and focus during the process.



Optimizing Lighting & Comfort

- Use proper lighting to enhance document visibility and reduce eye strain.
- Arrange seating for **signer comfort**, supporting a calm atmosphere.



Controlling the Signing Environment

- Maintain a controlled environment to minimize stress and confusion.
- Prepare the area in advance to ensure a smooth, professional experience.

Strong Ceremony Leadership



Clear Introductions

- Begin each signing with a confident, professional introduction to set the tone.
- Establish your role and outline the process to reassure clients.







Calm Communication

- Maintain a steady, composed demeanor throughout the ceremony.
- Use **guided structure** and clear language to reduce confusion.




Professional Guidance

- Lead clients step-by-step, ensuring they feel supported and respected.
- Adapt pacing to the emotional needs of the moment.



15.

Emotional Intelligence and Trust Building



Emotional Intelligence in Signings



Reading the Room

- Observe emotional cues to gauge client comfort.
- Adjust approach based on the atmosphere and reactions.



Managing Pacing

- Maintain a steady, controlled pace to reduce stress.
- Pause when confusion or hesitation arises.



Recognizing Confusion

- Identify signs of uncertainty and address them calmly.



Building Trust Through Awareness

- Demonstrate **professional emotional awareness** to foster confidence.
- Use patience and calm communication to reassure signers.

Behaviors That Build Trust



Patience Builds Trust

- Demonstrate patience to reassure clients during emotionally significant signings.
- Allow time for questions and reflection, reducing stress and confusion.



Professional Tone & Communication

- Maintain a calm, respectful tone to foster confidence and comfort.
- Use clear, organized language to guide clients through the process.



Reducing Emotional Friction

- Recognize and address emotional weight, ensuring a supportive environment.
- Stay attentive and avoid rushed behavior to minimize client anxiety.

18.

Legal Boundaries and Redirection



UPL Safety and Boundaries



Maintaining Professional Boundaries

- Never interpret or explain the legal meaning of documents.
- Avoid offering recommendations or legal advice to signers.



Redirection Strategies

- Use the Gold Standard Redirection Model: acknowledge, clarify role, redirect, and close the loop.
- Respond to legal questions by referring clients to their attorney.



Protecting All Parties

- Professional redirection safeguards notaries, clients, and attorneys.
- Clear boundaries build trust and reinforce your role as a signing professional.

Gold Standard Redirection



Acknowledge Client Concerns

- Respond to questions with empathy and professionalism.
- Validate the importance of their inquiry before proceeding.



Clarify Notary Boundaries

- Clearly state your role as a notary, not a legal advisor.
- Avoid interpreting or explaining legal documents.



Redirect and Close the Loop

- Guide clients to consult their attorney for legal advice.
- Use phrases like "That is a great question" and "The attorney would be the best resource."
- Ensure the client feels supported and the conversation is professionally concluded.

Redirection Language Examples



Redirecting Legal Questions

- Use neutral responses to maintain **professional boundaries**.
- Acknowledge the question without providing legal interpretation.



Sample Phrases for Redirection

- "That is a great question."
- "I am not able to interpret the document."
- "The attorney would be the best resource."




Protecting Professionalism

- Redirection ensures compliance and builds **trust** with clients.

22.

Attorney
Relations and
Language Use



Attorney Confidence and Professionalism



Reliability Builds Trust

- Attorneys appreciate notaries who consistently deliver accurate and timely service.
- Dependable performance fosters long-term professional relationships.



Organized Communication

- Clear, professional communication reassures both attorneys and clients.
- Structured processes reduce confusion and increase confidence.



Specialization Enhances Confidence

- Expertise in estate signings signals professionalism and mastery.
- Specialized language, such as 'guided signing experience,' elevates perceived value.

Estate Signing Language



Language Sets the Tone

- Using terms like **ceremony** and **guided signing experience** elevates the process.
- Describing signings as calm and organized builds client confidence.



Shaping Perception & Trust

- Professional language reassures clients during emotionally significant moments.
- Attorneys value consistent, specialized terminology for estate signings.



Guided Experience Matters

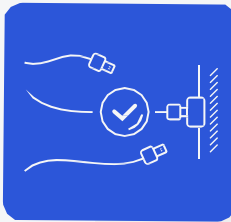
- Structured communication creates a sense of ceremony and professionalism.

25.

Mistakes,
Improvements,
and Growth

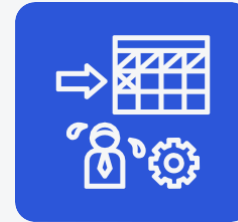


Common Signing Mistakes



Rushed Pacing

Moving too quickly can cause confusion and undermine client confidence.



Disorganization

Lack of structure leads to uncertainty and stress during the signing process.



Insufficient Preparation

Failing to prepare documents or environment results in avoidable mistakes.



Overtalking

Excessive explanation distracts from the ceremony and may confuse signers.



Poor Environmental Control

Distractions and discomfort reduce trust and create hesitation.

Impact of Mistakes

Confusion and Stress



- Mistakes during estate signings can create uncertainty and emotional discomfort.
- Clients may feel overwhelmed when the process lacks clarity.

Reduced Trust

- Disorganization or rushed pacing erodes client confidence.
- Hesitation arises when professionalism is not consistently demonstrated.

Uncertainty from Disorganization

- Poor environmental control and lack of preparation lead to confusion.
- Clients remember the experience more than the process—structure is key.



Immediate Improvement Areas



Professional Pacing

- Maintain a steady, controlled pace to foster **confidence** and reduce stress.
- Avoid rushing; allow signers time to process and ask questions.



Environmental Preparation

- Set up a **quiet, comfortable space** with minimal distractions for optimal focus.
- Ensure proper lighting and seating to support signer comfort.



Strong Introductions & Communication

- Begin with clear introductions to establish professionalism and trust.
- Use calm, organized communication to guide the signing process.

Long-Term Growth Strategies



Elevate Ceremony Leadership

- Lead signings with **calm authority** and clear structure.
- Set the tone for a respectful, organized experience.



Master Signer Experience

- Focus on signer comfort and emotional awareness.
- Read the room and manage pacing to reduce stress.



Enhance Attorney-Facing Professionalism

- Demonstrate **reliability** and consistent communication.
- Build trust through specialization and organized processes.

The Bigger Purpose



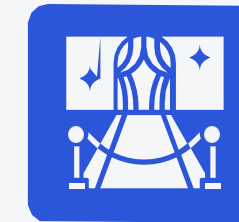
Guiding Life Moments

- Estate signings are more than paperwork—they mark **significant milestones** in clients' lives.






Presence & Professionalism

- A calm, organized approach fosters **trust** and reassures clients during emotional decisions.



Continuous Improvement

- Small enhancements in ceremony leadership and environment create **memorable experiences**.



Key Takeaways for Notaries



Calm Professionalism

- Maintain a composed demeanor to reassure clients during emotionally significant signings.
- Use **attentive listening** and avoid rushed behavior to foster trust.



Structured Guidance

- Lead signings with clear introductions and organized procedures to instill confidence.
- Prepare the environment—quiet, comfortable, and distraction-free—for optimal signer experience.



Empathy & Presence

- Recognize the emotional weight of estate signings and respond with patience and respect.
- Clients remember how the signing felt, not just the process.

32.

Thank you for attending today's session.

Q & A



Dean Eason-Williams
Dean@notaryclt.com
(980) 999-2612

