



# KISIKA GFRP REBAR


**Stronger. Lighter. Longer Lasting.**

---

Corporate Sales Brochure | Europe - GCC - Central Asia

## **KISIKA Construction Materials**

GFRP Reinforcement Solutions for Durable and Sustainable Infrastructure



June 2026 | Indicative Information - Subject to Project Confirmation

# Executive Summary

KISIKA GFRP Rebar is a modern glass fiber reinforced polymer reinforcement solution designed to replace conventional steel reinforcement where corrosion, weight, electrical conductivity and lifecycle cost are decisive project risks.

**75%**

**Lower Weight**

Approximately one quarter of the weight of steel, improving transport and installation logistics.

**800-1100**

**MPa Tensile**

High tensile performance for demanding reinforced concrete applications.

**0%**

**Corrosion**

No rust, no chloride damage and no corrosion-driven concrete spalling.

**80-100+**


**Years**

Designed for long service life with minimal corrosion-related maintenance.

## UP TO 75% LIGHTER

EASY TO HANDLE. FASTER TO INSTALL.

- UP TO 75% LIGHTER THAN STEEL
- EASY HANDLING & TRANSPORT
- FASTER INSTALLATION
- LOWER LABOR & EQUIPMENT COSTS

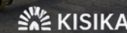


## NON-CONDUCTIVE

SAFE. RELIABLE. ADVANCED.

GFRP rebar is non-conductive and non-magnetic, making it the ideal choice for specialized and safety-critical applications.

- NON-CONDUCTIVE ELECTRICAL INSULATION
- NON-MAGNETIC IDEAL FOR SENSITIVE ENVIRONMENTS
- SAFE FOR CRITICAL INFRASTRUCTURE



## CORROSION FREE

BUILT TO LAST

GFRP rebar will never rust or corrode, even in the harshest environments.



GFRP REBAR

STEEL REBAR

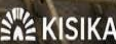
- RUST PROOF
- CORROSION RESISTANT
- 100+ YEARS SERVICE LIFE

## EXCEPTIONAL DURABILITY

BUILT FOR HARSH ENVIRONMENTS.

Resistant to salt, chemicals, and moisture. Ideal for demanding structures where steel fails.

- SALT WATER RESISTANT
- CHEMICAL RESISTANT
- MOISTURE RESISTANT
- WEATHER RESISTANT



# Why GFRP?



- Conventional steel reinforcement is strong but vulnerable to corrosion, especially in chloride, marine, wastewater and aggressive industrial environments.
- GFRP reinforcement is non-corrosive, electrically insulating and non-magnetic, making it suitable for datacenters, substations and sensitive technical facilities.
- Reduced weight improves ergonomics and can reduce transport, crane and installation effort.
- Longer service life can materially reduce lifecycle maintenance, repair and downtime costs.

# Why GFRP?



**Corrosion Free**

- Exceptional resistance to water & salinity
- Does not rust or leach



**High Tensile Strength**

- Twice the strength of steel



**Low Thermal Conductivity**

- Maintains good thermal insulation values



**No Thermal Cycling Impact**

- Thermal expansion close to concrete



**Lightweight**

- 1/4 the weight of steel



**Highly Durable**

- Over 100 years retention of strength & modulus in high pH environments



**Non-electromagnetic**

- Non-conductive and electro-magnetically neutral



**Highly Chemical Resistant**

- Exceptionally resistant to a range of chemicals



**Low-Environmental Impact**

- Consumes approximately 70% the embodied energy of steel



**Non-magnetic**

- No interference with sensitive equipment



**Easy to cut and install**

Cut on-site using standard std. tools  
Bends delivered preformed



**Whole of Life Savings**

- Design life cycle is 100 years
- Zero maintenance cost

**CORROSION FREE**  
BUILT TO LAST

GFRP rebar will never rust or corrode, even in the harshest environments.

GFRP REBAR    STEEL REBAR

RUST PROOF    CORROSION RESISTANT    100+ YEARS SERVICE LIFE

KISIKA

**UP TO 75% LIGHTER**  
EASY TO HANDLE. FASTER TO INSTALL.

- UP TO 75% LIGHTER THAN STEEL
- EASY HANDLING & TRANSPORT
- FASTER INSTALLATION
- LOWER LABOR & EQUIPMENT COSTS

KISIKA

**EXCEPTIONAL DURABILITY**  
BUILT FOR HARSH ENVIRONMENTS.

Resistant to salt, chemicals, and moisture. Ideal for demanding structures where steel fails.

- SALT WATER RESISTANT
- CHEMICAL RESISTANT
- MOISTURE RESISTANT
- WEATHER RESISTANT

KISIKA

**NON-CONDUCTIVE**  
SAFE. RELIABLE. ADVANCED.

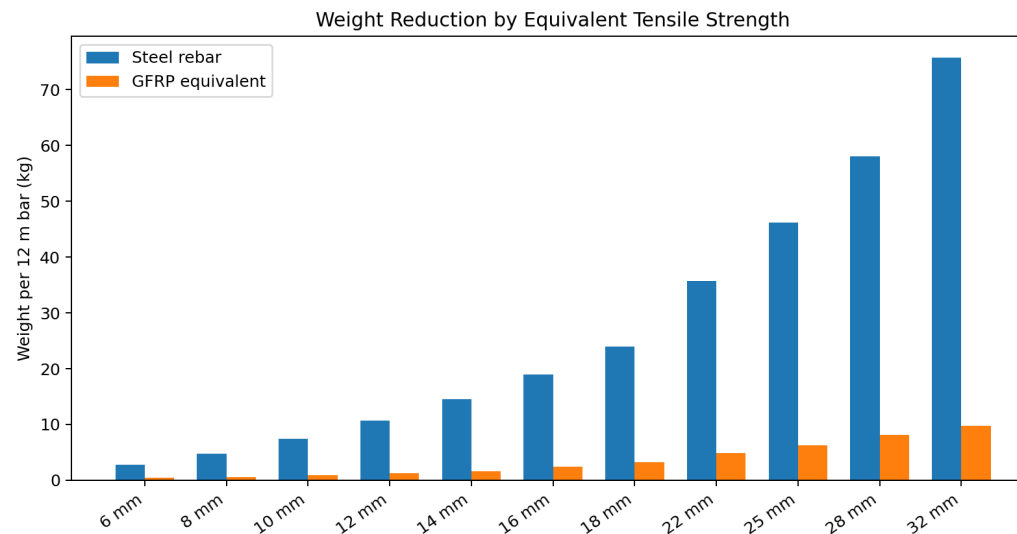
GFRP rebar is non-conductive and non-magnetic, making it the ideal choice for specialized and safety-critical applications.

- NON-CONDUCTIVE ELECTRICAL INSULATION
- NON-MAGNETIC IDEAL FOR SENSITIVE ENVIRONMENTS
- SAFE FOR CRITICAL INFRASTRUCTURE

KISIKA

# Direct Comparison: Steel Reinforcement vs. KISIKA GFRP

Criterion	Steel B500	KISIKA GFRP	Project Impact
Tensile strength	approx. 500 MPa	800-1,100 MPa	Higher strength potential
Weight	100% baseline	approx. 25%	Lower transport and handling
Corrosion	Yes	No	Longer durability
Electrical conductivity	Conductive	Non-conductive	Datacenter and energy advantage
Magnetic properties	Magnetic	Non-magnetic	Sensitive equipment compatibility
Thermal conductivity	approx. 54 W/mK	less than 1 W/mK	Thermal insulation benefit
Service life	30-60 years	80-100+ years	Lower lifecycle cost




# Priority Applications

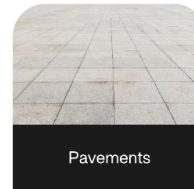
- Datacenters and server farms
- Transformer stations and substations
- Bridge decks and approach slabs
- Marine structures, ports and seawalls
- Water treatment plants and reservoirs
- Industrial floors and foundations
- Tunnels, railways and RFID infrastructure
- MRI rooms and non-magnetic hospital areas




## APPLICATIONS OF GFRP REBARS




Rcc Roads




Pavements




Drainage




Crash Barriers




Industrial Floorings




Parking's




Concrete Slabs




Chemical Plants



Precast Slab



Foundation Mesh




Mivan Walls



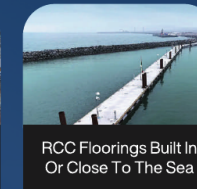
Water & Waste Water Treatment Plants




*Strength Redefined, Future Secured*




Dams, Sea Walls & Marine Applications



RCC Floorings Built In Or Close To The Sea




Bridge Decks



Barrier Walls



Underground Water Tanks




Swimming Pools



Approach Slab



Hospital MRI Areas



Tunneling & Temporary Reinforcement



# Datacenters, Server Farms and Digital Infrastructure

Datacenters require high operational reliability, electrical safety and long service life. GFRP reinforcement is non-conductive and non-magnetic. It eliminates corrosion-driven reinforcement deterioration and can support low-maintenance infrastructure design around critical systems.

## Non-Conduction

### Electrical isolation

No reinforcement-related conductive path.

## Non-Magnetic

### Sensitive systems

Suitable near equipment and technical rooms.

## Corrosion-free

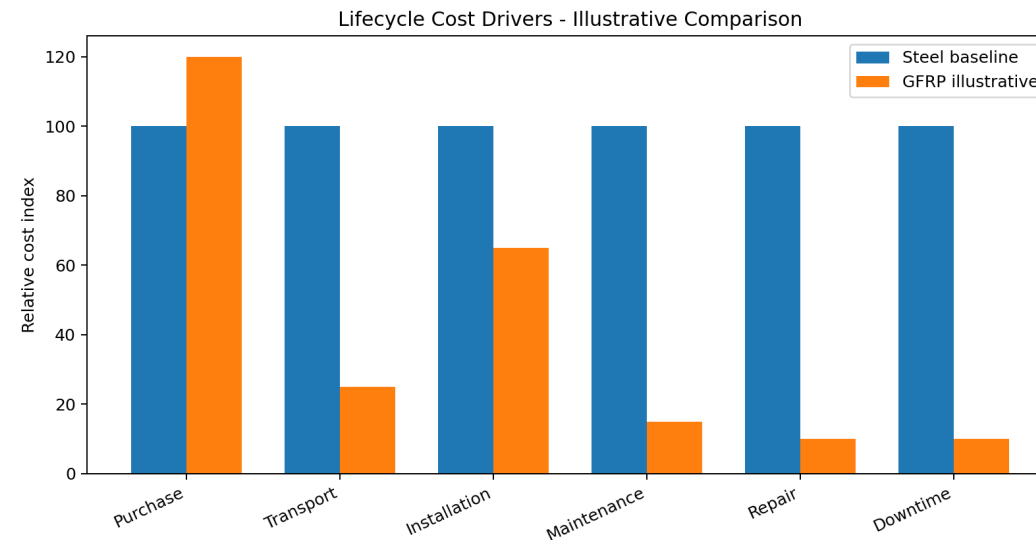
### Operational reliability

Lower long-term maintenance risk.



# Transformer Stations, Substations and Energy Infrastructure

- No stray-current issues caused by reinforcement conductivity.
- No magnetic interference from reinforcement cages.
- Corrosion resistance in outdoor, humid and industrial environments.
- Reduced lifting loads during cage assembly and installation.
- Suitable for foundations, cable trenches, slabs, walls and precast elements.




# Health, Safety and Site Logistics

GFRP reinforcement improves the HSE profile of reinforcement works by reducing weight, lowering ergonomic strain and reducing crane dependency. Cutting operations require dust control and PPE, but the overall site logistics profile is positive.


- 70-80% lower weight compared with steel reinforcement.
- Lower risk of musculoskeletal strain during manual handling.
- Less crane handling and fewer heavy-load movements.
- No sharp rusted edges and no corrosion products.
- PPE required during cutting: safety glasses, gloves, dust extraction and FFP2/FFP3 mask.










## HSE RELEVANCE PPE WHEN CUTTING GFRP REBAR


Cutting GFRP rebar can generate glass fiber dust and fine particles. Use the right PPE and safe working methods to protect your health.



**SAFETY  
BY CHOICE  
NOT BY CHANCE**

### RECOMMENDED PPE






-  **SAFETY GLASSES**  
Protects eyes from flying glass fibers and dust.
-  **RESPIRATORY PROTECTION**  
FFP2 / FFP3 mask prevents inhalation of glass fiber dust.
-  **SAFETY GLOVES**  
Protect hands from microfibers and sharp edges.
-  **WORK CLOTHING**  
Wear long-sleeved clothing to reduce skin contact.
-  **SAFETY FOOTWEAR**  
Protects from falling rebar pieces and improves stability.




**CAUTION**  
Glass fiber dust can irritate the respiratory system and skin.

GLASS FIBERS

### SAFE WORK PRACTICES

-  **USE DUST EXTRACTION**  
Always work with local extraction at the cutting source.
-  **USE THE RIGHT TOOLS**  
Use diamond or carbide blade saws designed for GFRP materials.
-  **AVOID WET CUTTING**  
Do not cool with water – glass fibers can spread.
-  **KEEP WORK AREA CLEAN**  
Vacuum regularly – do not blow dust with compressed air.
-  **SAFE DISPOSAL**  
Collect glass fiber waste in suitable containers and dispose of responsibly.

### SAFE CUTTING WORKFLOW



### IMPORTANT NOTES


- GFRP dust may cause mechanical irritation.
- Wear PPE at all times during cutting.
- Ensure adequate ventilation.
- Follow manufacturer instructions for tools and blades.


### KEY BENEFITS

- Up to 75% lighter than steel
- Corrosion-free & long lasting
- Non-conductive & non-magnetic
- Low maintenance & eco-friendly


### SAFETY REMINDER

Think Safe.  
Work Safe.  
Stay Safe.







BUILDING MATERIALS INDUSTRY AND TRADE COMPANY




CORROSION RESISTANT




LIGHTWEIGHT HIGH STRENGTH



NON-CONDUCTIVE NON-MAGNETIC



LONG SERVICE LIFE 80-100+ YEARS



www.kisikagroup.com

# ESG and Sustainability

- Lower transport weight can reduce delivery fuel consumption and truck movements.
- Longer service life reduces replacement materials and repair cycles.
- Corrosion-free reinforcement reduces maintenance interventions and downtime.
- Supports lifecycle-oriented procurement for infrastructure, energy, marine and water projects.

## ENGINEERED TO WITHSTAND EXTREME TEMPERATURES

Advanced Thermal Stability. Reliable Structural Performance.

KISIKA GFRP Rebar is manufactured with high-performance E-Glass fibres and advanced resin technology, delivering exceptional thermal stability and fire performance for demanding infrastructure and critical structures.

**NON-CORROSIVE**  
Ideal for aggressive environments

**LIGHTWEIGHT**  
Up to 80% lighter than steel

**THERMALLY STABLE FIBRES**  
E-Glass softens only above ~830°C

**FIRE RESISTANT BY DESIGN**  
Custom resin systems for enhanced fire performance

**LONG-LASTING DURABILITY**  
Designed for 100+ year service life

**ADVANCED RESIN SYSTEMS FOR HIGHER THERMAL DEMANDS**

Choose the right resin system to meet your project's fire resistance and elevated temperature requirements.

**HIGH-Tg EPOXY**  
Tg: 150-180°C  
Improved fire performance

**PHENOLIC RESIN**  
Tg: 200-250°C  
High thermal stability, ideal for fire-rated structures

**BISMALEIMIDE (BMI)**  
Tg: 230-320°C  
High-performance for extreme temperatures

**CYANATE ESTER**  
Tg: 250-350°C  
Ultra-high thermal performance for critical applications

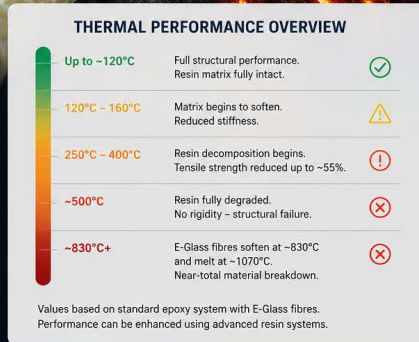
**BUILT FOR SAFETY. DESIGNED FOR THE FUTURE.**  
KISIKA GFRP Rebar delivers long-term reliability, even in the most demanding environments.

INFRASTRUCTURE

TRANSPORTATION

INDUSTRIAL

ENERGY



# Sustainability Cycle

## Raw Material

- Consumes 70% the embodied energy of steel
- GFRP Tg (120°C) < Iron melting point (1500°C)

## Manufacturing

- Less heat and electrical energy consumed
- Lower CO<sub>2</sub> emissions
- No water / gas consumption in production

## Distribution

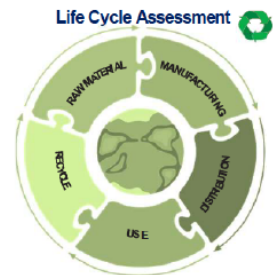
- 70% less transportation fuel/gas (Light weight)
- Lowers truck tailpipe / lifting crane CO<sub>2</sub> emissions

## Use

- Longer design file
- No maintenance
- Less cement content
- Lower project schedule
- Seawater (saves freshwater)
- Less energy consumption

## Recycle

- At end of life, it can be crushed & used as course aggregate in concrete



Material Properties	Units	GFRP	Steel
<b>Tensile strength</b>	MPa	800 - 1100	420
<b>Unit weight</b>	kg/m <sup>3</sup>	1900	7850
<b>Bond strength</b>	MPa	125	14
<b>Thermal conductivity</b>	W / (m <sup>2</sup> ·°C)	< 1 (1)	54
<b>Electrical resistivity</b>	Ω·m	> 200 x 10 <sup>10</sup>	1.5 x 10
<b>Modulus of Elasticity</b>	GPa	> 50	200

# Standards and Design References

- ACI 440.11-22: Building Code Requirements for Structural Concrete Reinforced with GFRP Bars.
- ACI 440.5-22: Construction with GFRP Reinforcing Bars - Specification.
- ACI 440.1R-15: Guide for design and construction with FRP bars.
- FIB Bulletin 40: FRP reinforcement in RC structures.
- CAN/CSA S806 and CAN/CSA S6.
- IS 18255:2023 and IS 18256:2023.

## Design Standards

### USA

•ACI CODE - 440.11 - 22: Building Code Requirements for Structural Concrete Reinforced with Glass Fiber Reinforced Polymer (GFRP) Bars Code and Commentary

•ACI SPEC-440.5-22: Construction with Glass Fiber-Reinforced Polymer Reinforcing Bars - Specification

•ACI 440.1R-15: Guide for the design and Construction of Structural Concrete Reinforced with FRP Bars

### Europe

•FIB Task Group 9.3 - Bulletin 40 - FRP Reinforcement in RC Structures


### Canada

•CAN/CSA S806: Design of Buildings with Fiber Reinforced Polymers

•CAN/CSA S6: Canadian Highway Bridge Design Code

Material	Steel	GFRP
Tensile Strength [MPa]/ N/ mm <sup>2</sup>	500	1000+
Shear strength	120	170
Bond strength [MPa]/ N/ mm <sup>2</sup>	14*	12.5
Compression [MPa]/ N/ mm <sup>2</sup>	500	450
Modulus of Elasticity [Gpa]	160-200	65
Elongation [%]	25	4
Durability	Terms are prescribed in special building codes	Not less than 80 years
Density [ton/m <sup>3</sup> ]	7.8	1.9
Corrosion resistance to aggressive environment	Appearance of rust products	Stainless material preserving properties even in alkaline concrete environment
Ecological compatibility	Ecologically friendly material	Does not emit harmful and toxic substances during storage and use
Electrical conductivity	Electrically conductive material	Dielectric

# Production and Product Gallery



Straight bars, bent elements and prefabricated reinforcement forms for project-specific reinforcement layouts.

# Selected International Reference Use Cases

The company credentials include example applications in metro, airport runway, flood mitigation, Formula 1 track, tunnel and RFID toll plaza projects. These use cases demonstrate the relevance of GFRP where corrosion resistance, non-magnetic properties and low maintenance are decisive.



**Project Description:** The **Dubai Metro** is a rapid transit system in the United Arab Emirates. For the construction of viaducts, GFRP bars were used as reinforcements in the concrete structures. The GFRP bars provided excellent resistance to corrosion, a crucial factor in the humid and marine environment of Dubai.



**The Patna Metro Rail** project in India incorporated GFRP bars and bent elements in the construction of elevated viaducts and stations. GFRP materials were chosen to withstand the region's monsoon climate, reducing maintenance costs and increasing the service life of the structures.



**Zurich Airport** - Fiberglass reinforcement material so they can withstand the impact of over 500,000 pounds on main landing strips. The concrete base of an airport's runway has to meet stringent strength and flexibility standards. Bull Bar Fiberglass Rebar is an ideal product to build the concrete base of a runway.



**Jizan Flood Mitigation Channel, the world's biggest GFRP project** When completed, it will be the world's largest project to be constructed using glass fibre-reinforced polymer (GFRP) composite rebar as its concrete reinforcement. Mandating the use of GFRP rebar is part of their non-metallic initiative towards sustainable development



**Yas Island Formula 1, UAE**  
FRP bar was used as the main reinforcement due to its non electromagnetic and non-magnetic properties.



**North" tunnel section (Brenner mountain pass in the Alps), 2006** - The mesh of GFRP rebar of Ø8 mm is used. Reinforcement objectives — corrosion resistance and prevention of cracking. Reinforced area — 6400 m2.



**RFID Toll Plaza reinforcement** - Electrically neutral reinforcement was necessary for the RFID Toll Plaza so there would be no interference to the radio-frequency identification (RFID) transponders.

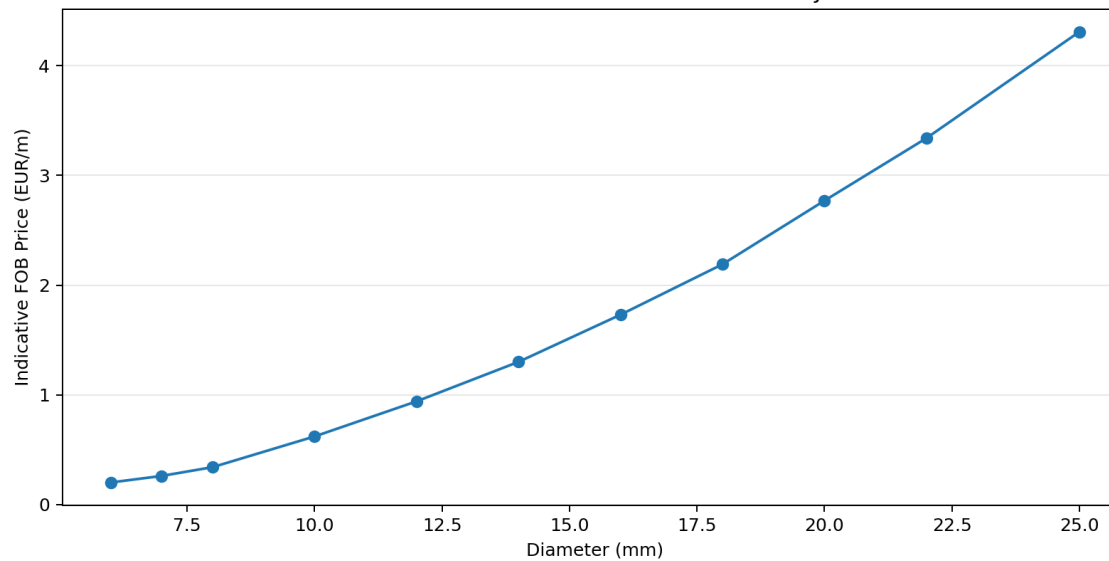


**Secant Pile application for Construction of Zayed Road Network in Mina Zayed Area Main Tunnel, Abu Dhabi UAE**  
The circular design needed to provide a design requiring a combination of moment and shear loads. Design safety and performance under combined loads were checked and approved. The use of GFRP rebar allowed for an economic and safe design. GFRP bar and bent elements were used in an area of the main tunnel where the structure will be subjected to heavy loads.

# Commercial Price Overview - FOB Indian Port

Diameter	FOB Price EUR/m	Diameter	FOB Price EUR/m
6 mm	EUR 0.20	16 mm	EUR 1.73
7 mm	EUR 0.26	18 mm	EUR 2.19
8 mm	EUR 0.34	20 mm	EUR 2.77
10 mm	EUR 0.62	22 mm	EUR 3.34
12 mm	EUR 0.94	25 mm	EUR 4.31
14 mm	EUR 1.30		

KISIKA GFRP Rebar Indicative FOB India Price List - June 2026



# Contact and Regional Responsibilities

Region	Responsible	Telephone	Email
Turkiye	Sahin Salbars, COB	+90 536 7073181	salbars@kisikagroup.com
Germany	Dipl.-Ing. Emin Asani	+49 171 2173570	asani@kisikagroup.com
Austria	Kamaljit-Singh Bal	+43 650 4005848	bks@kisikagroup.com
Balkan	Nuramet Ibraimi	+38 970 691229 / +43 676 6308302	inu@kisikagroup.com

**EXECUTIVE BOARD**



**Mr. Sahin Salbars**  
Chairman of the Board & Chief Executive Officer (CEO)



**Dipl.-Ing. Emin Asani**  
Board Member | Chief Quality & Cost Officer (CQCO)



**Mr. Kamaljit-Singh Bal**  
Board Member | Chief Financial & India Relations Officer (CFIRO)



**Mr. Nuramet Ibraimi**  
Board Member | Chief Balkan Relations Officer (CBRO)

KISIKA Yapi Malzemeleri Sanayi ve Ticaret A.S.

Barbaros Mah. Mor Leylak Sk. Andromeda CI Blok No: 2 B / 278, Atasehir, 34746 Istanbul, Turkiye

Email: [info@kisikagroup.com](mailto:info@kisikagroup.com) | Web: [www.kisikagroup.com](http://www.kisikagroup.com)



# KISIKA TECHNICAL ENGINEERING HANDBOOK

## Design Data, Applications and Standards

For designers, structural engineers, consultants and project owners

### KISIKA Construction Materials

GFRP Reinforcement Solutions for Durable and Sustainable Infrastructure

RS?

lymer. It is a composite rebar, the traditional metal Rebars.

ement in mix for reinforced.

res which provide much more the rod has a spiral wound belt

reinforcement was in the former

in the 1980s which later gained maglev-magnetically levitated the Japanese were the first to bed concrete in the year 1996.

nd are a corrosion prevention countries such as USA, Canada, ears.

stics, GFRP Rebars are widely vide and are one of the most reinforcement.

GLASS  
REINFC  
POLYM



# Material Definition

KISIKA GFRP Rebar is a glass fiber reinforced polymer reinforcement consisting of continuous high-strength glass fibers embedded in a durable epoxy resin matrix. The ribbed surface provides bond with concrete and enables use in reinforced concrete applications where corrosion-free performance is required.




## KISIKA GFRP REBAR

KISIKA GFRP Rebar is a glass fiber reinforced polymer reinforcement consisting of continuous high-strength glass fibers embedded in a durable epoxy resin matrix.

The ribbed surface provides bond with concrete and enables use in reinforced concrete applications where corrosion-free performance is required.



### PRODUCT STRUCTURE



**RIBBED SURFACE**  
Ensures strong bond with concrete

**EPOXY RESIN MATRIX**  
Binds and protects the glass fibers

**CONTINUOUS GLASS FIBERS**  
High-strength fibers provide structural performance

<p><b>CORROSION RESISTANT</b> 100% non-corrosive in chloride and harsh environments.</p>	<p><b>LIGHTWEIGHT</b> Up to 75% lighter than steel for easier handling and installation.</p>	<p><b>HIGH STRENGTH</b> Tensile strength 800 – 1,100 MPa for demanding application.</p>	<p><b>LONG SERVICE LIFE</b> Designed for 80 – 100+ years with minimal maintenance.</p>	<p><b>NON-CONDUCTIVE &amp; NON-MAGNETIC</b> Ideal for data centres, substations and sensitive facilities.</p>
--	--	---	--	---

### IDEAL FOR APPLICATIONS



BRIDGES



DATA CENTERS



SUBSTATIONS



MARINE STRUCTURES



WATER TREATMENT PLANTS



INDUSTRIAL FACILITIES



FOUNDATIONS & SLABS

### DESIGNED IN ACCORDANCE WITH

- ACI 440.11-22
- ACI 440.5-22
- FIB Bulletin 40
- CAN/CSA S806
- IS 18255:2023
- IS 18256:2023



**STRONGER. LIGHTER. LONGER LASTING.**


Corrosion-Free Reinforcement for a Sustainable Future.



www.kisikagroup.com

# Mechanical Properties

- Tensile strength: 800-1,100 MPa.
- Shear strength: 155-170 MPa.
- Compressive strength: 450-460 MPa.
- Elastic modulus: 50-65 GPa.
- Elongation at break: 1.5-4%.
- Density: approx. 1.9 t/m<sup>3</sup> compared with approx. 7.8 t/m<sup>3</sup> for steel.



# Physical Properties

GFRP is non-conductive, non-magnetic and has a thermal conductivity below 1 W/mK. The material does not corrode and is highly resistant to a wide range of chemicals.



**NON-CONDUCTIVE**  
**SAFE. RELIABLE. ADVANCED.**

GFRP rebar is non-conductive and non-magnetic, making it the ideal choice for specialized and safety-critical applications.

-  **NON-CONDUCTIVE ELECTRICAL INSULATION**
-  **NON-MAGNETIC IDEAL FOR SENSITIVE ENVIRONMENTS**
-  **SAFE FOR CRITICAL INFRASTRUCTURE**



# Planning Advantages

Designers may benefit from optimized lifecycle planning, simplified maintenance strategies, reduced corrosion-related detailing and improved sustainability metrics for infrastructure and industrial projects.



# Design Standards

Relevant international references include ACI 440.11-22, ACI 440.5-22, ACI 440.1R-15, FIB Bulletin 40, CAN/CSA S806, CAN/CSA S6, IS 18255:2023 and IS 18256:2023.



## DESIGN STANDARDS

### International References for GFRP Reinforcement

KISIKA GFRP Rebar is designed and manufactured in accordance with leading international standards and recommendations for fiber reinforced polymer (FRP) reinforcement in concrete structures.



<p><b>SAFE &amp; RELIABLE</b> Proven performance under global codes</p>	<p><b>GLOBAL ACCEPTANCE</b> Recognized by leading engineering standards</p>	<p><b>ENGINEER WITH CONFIDENCE</b> Design with internationally accepted guidelines</p>	<p><b>SUSTAINABLE CHOICE</b> Long service life and corrosion-free performance</p>	<p><b>WIDELY ADOPTED</b> Used in infrastructure, industrial and energy projects worldwide</p>
---	---	--	---	---

### RELEVANT INTERNATIONAL DESIGN STANDARDS & REFERENCES

<p><b>ACI 440.11-22</b> Building Code Requirements for Structural Concrete Reinforced with FRP Bars</p>	<p><b>ACI 440.5-22</b> Specification for Construction with FRP Bars</p>	<p><b>ACI 440.1R-15</b> Guide for the Design and Construction of Structural Concrete Reinforced with FRP Bars</p>	<p><b>FIB Bulletin 40</b> FRP Reinforcement in RC Structures – Design Guidance</p>
<p><b>CAN/CSA S806</b> Design and Construction of Building Components with Fibre-Reinforced Polymers</p>	<p><b>CAN/CSA S6</b> Canadian Highway Bridge Design Code (FRP Rebar Design Considerations)</p>	<p><b>IS 18255:2023</b> GFRP Bars for Concrete Reinforcement – Specification</p>	<p><b>IS 18256:2023</b> GFRP Bars for Concrete Reinforcement – Test Methods</p>

<p><b>COMPLIANT. TRUSTED. FUTURE-READY.</b> KISIKA GFRP Rebar meets the performance, durability and safety expectations of international engineering standards, enabling designers to build with confidence worldwide.</p>	<p>INFRASTRUCTURE</p>	<p>INDUSTRIAL</p>	<p>ENERGY</p>	<p>MARINE</p>	<p>COMMERCIAL</p>	<p>For detailed technical information and project support, contact KISIKA. <a href="http://www.kisikagroup.com">www.kisikagroup.com</a></p>
--	-----------------------	-------------------	---------------	---------------	-------------------	---

# Installation Guidance

GFRP bars are lightweight and easy to transport. Cutting should be performed using appropriate tools with dust extraction, eye protection, gloves and respiratory protection. Bends and special shapes should be manufactured according to project requirements.

1. TRANSPORT & HANDLING	2. CUTTING GUIDELINES	3. BENDING & SHAPING
 <ul style="list-style-type: none"> <li>✓ GFRP bars are lightweight and easy to transport.</li> <li>✓ Carry and store in bundles on smooth, level surfaces.</li> <li>✓ Avoid dragging bars on the ground.</li> <li>✓ Protect from prolonged exposure to direct sunlight.</li> </ul> <p><b>!</b> Handle with care to avoid impact damage.</p>	 <ul style="list-style-type: none"> <li>✓ Use appropriate cutting tools (diamond blade or carbide blade).</li> <li>✓ Always use dust extraction to minimize glass fiber dust.</li> <li>✓ Wear eye protection, gloves and respiratory protection (FFP2/FFP3).</li> <li>✓ Secure the bar properly before cutting.</li> </ul> <p><b>NEVER</b> cut GFRP bars without PPE and dust extraction.</p>	   <ul style="list-style-type: none"> <li>✓ Bends should be made using appropriate bending machines or heat bending methods as per project requirements.</li> <li>✓ Follow the minimum bend radius recommended by KISIKA for each bar diameter.</li> <li>✓ Ensure all special shapes are manufactured according to project drawings and specifications.</li> </ul>

## PERSONAL PROTECTIVE EQUIPMENT (PPE)



**SAFETY GLASSES**  
Protect eyes from flying particles.



**RESPIRATORY PROTECTION**  
Use FFP2/FFP3 mask when cutting to avoid inhaling glass fiber dust.



**GLOVES**  
Protect hands from abrasion and sharp edges.



**SAFETY FOOTWEAR**  
Ensure stable footing and protect from falling materials.



**HI-VIS CLOTHING**  
Improves visibility and overall safety on site.

## IMPORTANT NOTE



Glass fiber dust may cause irritation. Always follow site safety rules and local regulations.



**SAFE INSTALLATION. STRONG PERFORMANCE.**

Proper handling and installation ensure the highest structural performance and long-term durability.



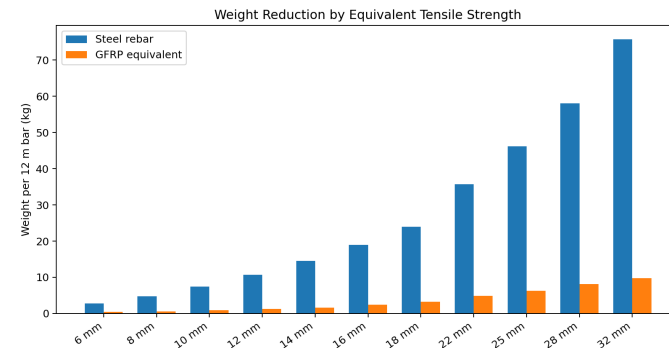
www.kisikagroup.com

# Technical Data Table

Property	Value	Engineering Relevance
Tensile strength	800-1,100 MPa	High strength reinforcement solution
Shear strength	155-170 MPa	Relevant for detailing and anchors
Compressive strength	450-460 MPa	Material behavior under compression
Elastic modulus	50-65 GPa	Deflection and crack control design
Density	approx. 1.9 t/m <sup>3</sup>	Low self-weight
Electrical conductivity	Non-conductive	Energy/datacenter advantage
Magnetic properties	Non-magnetic	Sensitive equipment compatibility
Thermal conductivity	less than 1 W/mK	Low thermal bridging

# GFRP Rebar Weight Data

Diameter	Weight per 12 m bar	12 m bars per ton
3 mm	0.185 kg	5405
3.5 mm	0.280 kg	3571
4.5 mm	0.468 kg	2136
6 mm	0.570 kg	1754
7 mm	0.940 kg	1063
8 mm	1.200 kg	833
10 mm	1.600 kg	625
12 mm	2.400 kg	416
14 mm	3.240 kg	308
16 mm	4.870 kg	205
18 mm	6.280 kg	159
20 mm	8.080 kg	123
22 mm	9.800 kg	102
25 mm	11.670 kg	85





















# Table of Substitution by Tensile Strength

Steel dia.	Steel kg/12m	GFRP equivalent dia.	GFRP kg/12m	Weight saving
6 mm	2.75	4.5 mm	0.46	83%
8 mm	4.74	6 mm	0.57	88%
10 mm	7.40	7 mm	0.94	87%
12 mm	10.65	8 mm	1.23	88%
14 mm	14.52	10 mm	1.65	89%
16 mm	18.93	12 mm	2.48	87%
18 mm	24.00	14 mm	3.24	86%
22 mm	35.76	16 mm	4.87	86%
25 mm	46.22	18 mm	6.28	86%
28 mm	58.02	20 mm	8.08	86%
32 mm	75.79	22 mm	9.80	87%


# Attributes of GFRP Rebars

→ **ATTRIBUTES OF GFRP REBARS**


 Corrosion Resistant	 Stronger	 Lighter	 Water Resistant	 Less Thermal Expansion	 Radio Transparent
 Cost Effective	 Zero Maintenance	 Eco Friendly	 Durable	 Lower Installation Cost	 Easy to Handle, Easy to Cut
 Longer Life Span	 Dielectric	 Easy to Transport	 Fast, Safe Installation	 Less Concrete Coverage	 Reduced Overlap Costs

# Applications of GFRP Rebars


## → APPLICATIONS OF GFRP REBARS



Rcc Roads




Pavements



Drainage



Crash Barriers




Industrial Floorings




Parking's



Concrete Slabs




Chemical Plants



Precast Slab



Foundation Mesh




Mivan Walls



Water & Waste Water Treatment Plants




*Strength Redefined, Future Secured*




Dams, Sea Walls & Marine Applications




RCC Floorings Built In Or Close To The Sea



Bridge Decks




Barrier Walls



Underground Water Tanks




Swimming Pools



Approach Slab



Hospital MRI Areas



Tunneling & Temporary Reinforcement



# Standards and Testing

*Modern Innovation Meets,*

*Traditional Strength*

*Stronger, Lighter, and Corrosion-Free Solutions for Lasting Structures*

→ **TABLE OF SUBSTITUTION BY TENSILE STRENGTH**

DU GFRP REBARS		METAL REBARS	
Diameter	Weight (Per 12 Meter Bar)	Diameter	Weight (Per 12 Meter Bar)
3.0 mm	0.185 Kg	----	----
3.5 mm	0.280 Kg	----	----
4.5 mm	0.468 Kg	06 mm	2.75 Kg
6.0 mm	0.570 Kg	08 mm	4.74 Kg
7.0 mm	0.900 Kg	10 mm	7.40 Kg
8.0 mm	1.200 Kg	10 mm	10.65 Kg
10.0 mm	1.600 Kg	14 mm	14.52 Kg
12.0 mm	2.400 Kg	16 mm	18.93 Kg
14.0 mm	3.240 Kg	18 mm	24.00 Kg
16.0 mm	4.870 Kg	22 mm	35.76 Kg
18.0 mm	6.280 Kg	25 mm	46.22 Kg
20.0 mm	8.080 Kg	28 mm	58.02 Kg
22.0 mm	9.800 Kg	32 mm	75.79 Kg
25.0 mm	11.670 Kg	40 mm	118.52 Kg

Notes : These Are Approximate Values | (=) Equal Ultimate Stress

# Engineering Disclaimer

This handbook is a commercial and technical overview. Project-specific structural design must be carried out and verified by qualified structural engineers according to the applicable codes, approvals, project specifications, exposure classes and national regulations. Final values, certificates and test reports must be confirmed for each order and project.



# KISIKA HSE & ESG WHITEPAPER

Health, Safety, Environment and Lifecycle Sustainability

---

For HSE managers, ESG departments, project owners and construction managers

**KISIKA Construction Materials**

GFRP Reinforcement Solutions for Durable and Sustainable Infrastructure



# Executive HSE Assessment

- 70-80% lower weight compared with steel reinforcement.
- Reduced manual handling strain and improved ergonomics.
- Lower crane dependency and fewer heavy-load movements.
- No corrosion, no rust and reduced sharp-edge injury risk.
- Non-conductive material improves electrical safety in energy and datacenter environments.



## EXECUTIVE HSE ASSESSMENT

### KISIKA GFRP REBAR

A safer, smarter and more sustainable reinforcement solution for modern infrastructure.





**SAFETY BY CHOICE  
NOT BY CHANCE**

	<b>70-80% LOWER WEIGHT</b> Significantly lighter than steel reinforcement, reducing overall load and easing site operations.	 <span style="font-weight: bold;">70-80% LIGHTER</span> 
	<b>REDUCED MANUAL HANDLING STRAIN</b> Lower weight reduces physical strain, improves ergonomics and worker well-being.	
	<b>LOWER CRANE DEPENDENCY</b> Less weight means fewer crane lifts, reduced heavy-load movements and lower risk on site.	
	<b>NO CORROSION, NO RUST REDUCED INJURY RISK</b> Corrosion-free material eliminates rust, sharp edges and potential cut injuries.	
	<b>NON-CONDUCTIVE MATERIAL</b> Improves electrical safety, making it ideal for energy, substation and datacenter environments.	

HSE BENEFITS COMPARED TO STEEL REINFORCEMENT		
	STEEL REBAR	KISIKA GFRP REBAR
 <b>WEIGHT</b>	Heavy	Up to 70-80% lighter
 <b>MANUAL HANDLING</b>	High strain	Low strain
 <b>CRANE DEPENDENCY</b>	High	Low
 <b>CORROSION &amp; RUST</b>	Yes	No
 <b>SHARP EDGE INJURY RISK</b>	Higher	Lower
 <b>ELECTRICAL CONDUCTIVITY</b>	Conductive	Non-conductive

BETTER SAFETY. LOWER RISK. HIGHER PERFORMANCE.



**SAFER PEOPLE.  
SMARTER PROJECTS.  
STRONGER FUTURE.**



Improved worker safety & well-being



Higher productivity & fewer delays



Reduced risk & liabilities



Lower environmental impact



Lower life-cycle costs



BUILT FOR SAFETY. DESIGNED FOR THE FUTURE.



# PPE and Cutting Controls

- Cutting GFRP may generate glass-fiber dust.
- Use safety glasses, gloves and FFP2/FFP3 respiratory protection.
- Use local extraction or wet-cut/dust-controlled processes when possible.
- Follow manufacturer instructions and project-specific HSE method statements.



## PPE AND CUTTING CONTROLS

### SAFE CUTTING OF KISIKA GFRP REBAR

Proper PPE and cutting controls protect your health, your team and your project.





**CUTTING GFRP MAY GENERATE GLASS-FIBER DUST.**

Glass-fiber dust can irritate skin, eyes and respiratory system. Control exposure at the source.



**USE SAFETY GLASSES, GLOVES AND FFP2/FFP3 RESPIRATORY PROTECTION.**

Always wear appropriate PPE during cutting, handling and clean-up.



**USE LOCAL EXTRACTION OR WET-CUT / DUST-CONTROLLED PROCESSES WHEN POSSIBLE.**

Local extraction systems significantly reduce airborne dust. Wet cutting is the preferred method.



**FOLLOW MANUFACTURER INSTRUCTIONS AND PROJECT-SPECIFIC HSE METHOD STATEMENTS.**

Implement safe work procedures and ensure team training and awareness.





GLASS-FIBER DUST

SAFE CUTTING CONTROLS – STEP BY STEP



**1 PLAN**  
Review method statement and risk assessment.



**2 PREPARE**  
Set up local extraction or wet cutting.



**3 WEAR PPE**  
Put on required PPE before cutting operations.



**4 CUT SAFELY**  
Use appropriate tools. Avoid dry cutting if possible.



**5 CLEAN UP**  
Clean the work area and dispose of waste properly.



GLASS-FIBER DUST CAN CAUSE IRRITATION. CONTROL IT.



PROTECT YOURSELF. PROTECT YOUR TEAM. PROTECT THE PROJECT.



SAFE WORK. SUSTAINABLE CONSTRUCTION.





For more information visit our website:  
[www.kisikagroup.com](http://www.kisikagroup.com)

PPE and Cutting Controls

Page 3

# Site Logistics Benefits

- Lower bundle weight supports easier on-site movement.
- Potential reduction in truck loads, crane hours and storage stress.
- Improved handling on formwork, scaffolds and confined site areas.
- Lower material weight may simplify prefabrication and staging.



## SITE LOGISTICS BENEFITS

SMARTER TRANSPORT. EASIER HANDLING. BETTER PERFORMANCE.

KISIKA GFRP Rebar offers significant site logistics advantages compared with steel reinforcement, contributing to safer, more efficient and cost-effective project execution.





SAFETY BY CHOICE  
NOT BY CHANCE

 <p style="font-weight: bold; margin: 5px 0;">LOWER BUNDLE WEIGHT</p> <p style="font-size: small;">Supports easier on-site movement and reduces manual handling strain.</p>	 <p style="font-weight: bold; margin: 5px 0;">REDUCED TRANSPORT &amp; LIFTING DEMAND</p> <p style="font-size: small;">Potential reduction in truck loads, crane hours and storage stress – saving time and cost.</p>	 <p style="font-weight: bold; margin: 5px 0;">IMPROVED HANDLING</p> <p style="font-size: small;">Better maneuverability on formwork, scaffolds and confined site areas.</p>	 <p style="font-weight: bold; margin: 5px 0;">SIMPLIFIED PREFABRICATION &amp; STAGING</p> <p style="font-size: small;">Lower material weight may simplify prefabrication, handling and staging processes.</p>
--	---	--	--

COMPARISON: GFRP REBAR vs STEEL REBAR	
STEEL REBAR	KISIKA GFRP REBAR
 Heavy bundles	 Lightweight bundles
 More truck loads	 Fewer truck loads
 Higher crane hours	 Lower crane hours
 More handling effort	 Easier handling
 More storage space required	 Less storage space required

KEY LOGISTICS ADVANTAGES ON SITE



✓ Easier to carry and position by hand – even in tight areas.



✓ Fewer truck loads reduce transport time and emissions.



✓ Improved handling on formwork and scaffolds enhances productivity.



✓ Lower weight supports efficient prefabrication and staging.

RESULTS YOU CAN EXPECT

-  Safer site operations
-  Reduced project delays
-  Lower operational costs
-  More sustainable construction

# Electrical Safety Benefits



## ELECTRICAL SAFETY BENEFITS

NON-CONDUCTIVE. SAFE. RELIABLE.

KISIKA GFRP Rebar is electrically non-conductive, eliminating the risk of electrical conduction, stray current corrosion and magnetic interference. It is the ideal reinforcement solution for critical electrical infrastructure.



SAFETY BY CHOICE  
NOT BY CHANCE

### KEY ELECTRICAL SAFETY BENEFITS



#### ELECTRICALLY NON-CONDUCTIVE

GFRP rebar does not conduct electricity, ensuring maximum electrical safety.



#### NO REINFORCEMENT-RELATED CONDUCTIVE PATH

Eliminates the risk of current leakage through concrete structures caused by steel reinforcement.



#### NO MAGNETIC INFLUENCE

Non-magnetic material avoids electromagnetic interference with sensitive equipment and systems.



#### CORROSION & STRAY CURRENT RESISTANT

Unaffected by stray currents and electrochemical activity – no corrosion, no degradation.



#### ENHANCED RELIABILITY & LONG SERVICE LIFE

Improves system reliability and reduces maintenance in critical electrical environments.

### GFRP REBAR vs STEEL REBAR

GFRP REBAR		STEEL REBAR
Non-conductive	ELECTRICAL CONDUCTIVITY	Conductive
No conductive path	CONDUCTIVE PATH RISK	Creates conductive path
Non-magnetic	MAGNETIC INFLUENCE	Magnetic – potential interference
Resistant to stray currents	STRAY CURRENT EFFECT	Susceptible to stray currents & corrosion
Ideal for critical electrical assets	OVERALL SAFETY PERFORMANCE	Higher risk in electrical environments

### IDEAL FOR CRITICAL ELECTRICAL INFRASTRUCTURE



#### TRANSFORMER STATIONS

Non-conductive reinforcement improves electrical safety and protects structures from stray current effects.



#### RAILWAY INFRASTRUCTURE

Prevents stray current corrosion, ensuring long-term reliability of track foundations, bridges and tunnels.



#### DATA CENTERS

Non-conductive properties provide safety for sensitive electrical systems and ensure uninterrupted operations.



KISIKA GFRP REBAR ENHANCES ELECTRICAL SAFETY, PROTECTS CRITICAL ASSETS AND SUPPORTS RELIABLE PERFORMANCE IN HIGH-TECH INFRASTRUCTURE.



#### SAFE. SUSTAINABLE. FUTURE-READY.

KISIKA GFRP Rebar supports safer infrastructure with long-term durability, lower maintenance and a reduced environmental footprint.



**SAFER INFRASTRUCTURE**  
Enhanced electrical safety for people and assets.



**LOWER MAINTENANCE**  
No corrosion, no degradation, long service life.



**LOWER LIFE-CYCLE COST**  
Reduced maintenance and operational risks.



**SUSTAINABLE SOLUTION**  
Non-corrosive, durable and environmentally responsible.



www.kisikagroup.com

# Environmental and ESG Benefits



## ENVIRONMENTAL AND GSG BENEFITS

SUSTAINABLE TODAY. RESILIENT TOMORROW.

KISIKA GFRP Rebar supports greener construction by reducing environmental impact, extending service life and contributing to long-term value creation.



SAFETY BY CHOICE  
SUSTAINABILITY  
BY DESIGN



### LONGER SERVICE LIFE REDUCES REPAIR CYCLES AND REPLACEMENT MATERIALS.

High durability and corrosion-free performance extend the life of structures and reduce the need for repairs and material replacements.



### LOWER LOGISTICS WEIGHT CAN REDUCE TRANSPORT- RELATED EMISSIONS.

Up to 70–80% lower weight vs. steel can reduce the number of truck loads, fuel consumption and associated CO<sub>2</sub> emissions.



### CORROSION-FREE BEHAVIOR REDUCES MAINTENANCE INTERVENTIONS.

Eliminates corrosion-related deterioration, reducing maintenance activities, site disruptions and use of chemicals.



### LIFECYCLE PROCUREMENT CONSIDERS TOTAL COST, DURABILITY AND OPERATIONAL RESILIENCE.

Enables smarter procurement decisions based on total lifecycle cost, longer durability and improved asset resilience.



### LIFECYCLE IMPACT: BUILDING A SUSTAINABLE FUTURE



LOWER IMPACT. HIGHER VALUE. SUSTAINABLE BY DESIGN.

### ENVIRONMENTAL AND GSG COMPARISON

CRITERIA	STEEL REBAR	KISIKA GFRP REBAR
SERVICE LIFE	Frequent repairs and replacements	Longer life, fewer interventions
TRANSPORT & LOGISTICS	Higher weight, more emissions	Up to 70–80% lighter, lower emissions
CORROSION & MAINTENANCE	Corrosion prone, high maintenance	Corrosion-free, minimal maintenance
LIFECYCLE COST	Higher total cost over lifecycle	Lower total cost, better value
SUSTAINABILITY IMPACT	Higher carbon footprint and resource use	Lower footprint, sustainable solution

### SUPPORTING GLOBAL GOALS

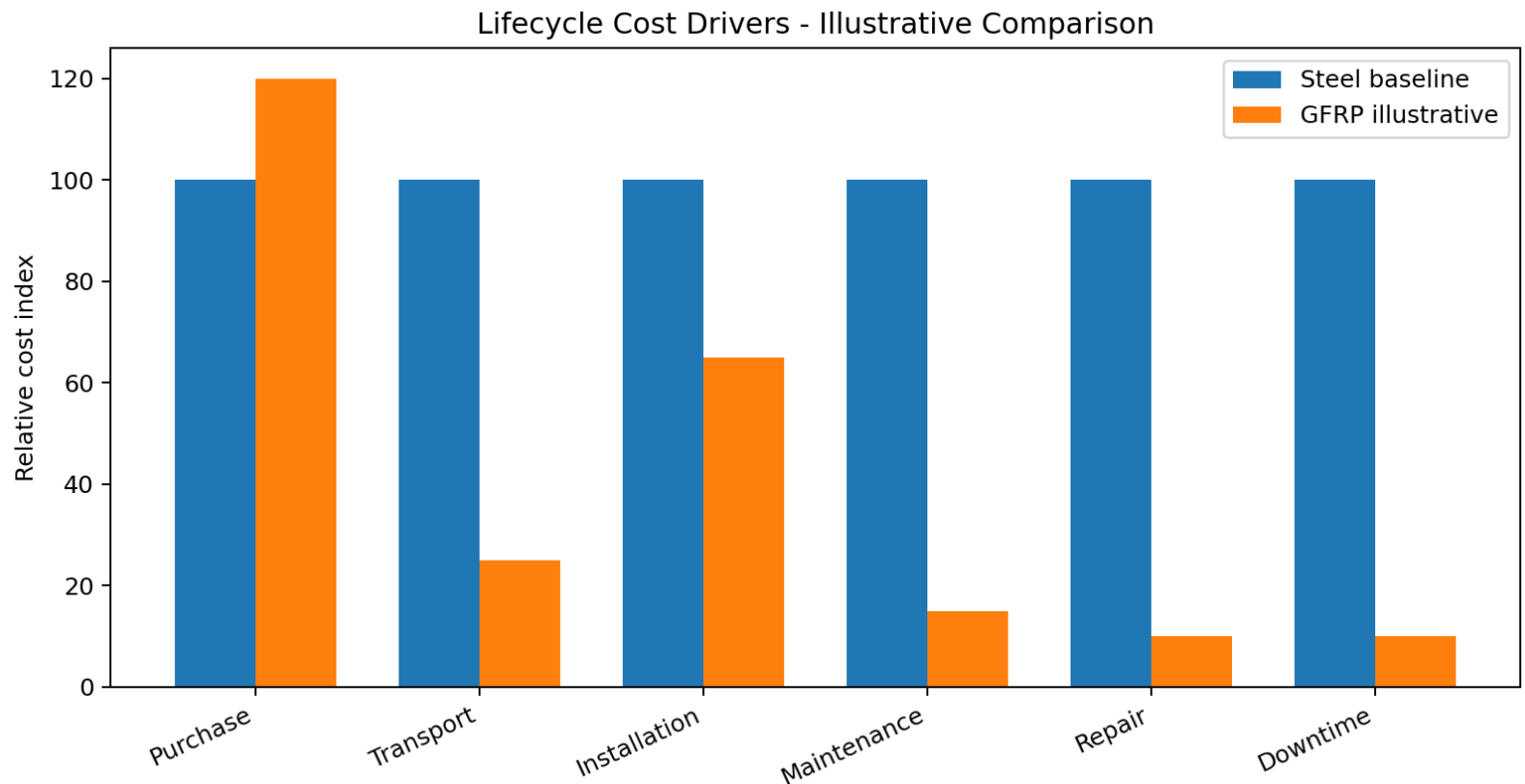
- CLIMATE ACTION**  
Reduce emissions and support low-carbon construction
- RESPONSIBLE CONSUMPTION**  
Optimize resource use and reduce waste
- SUSTAINABLE INFRASTRUCTURE**  
Build durable, resilient and future-ready assets

# HSE Overall Evaluation

Criterion	Steel	GFRP	Comment
Weight	Poor	Very good	Lower lifting and handling risk
Ergonomics	Medium	Very good	Lower musculoskeletal strain
Electrical safety	Poor	Very good	Non-conductive reinforcement
Corrosion protection	Medium	Very good	No rust or corrosion products
Transport effort	Medium	Very good	Lower weight and logistics burden
Cutting dust	Good	Medium	PPE and extraction required
Service life	Good	Very good	Long durability in aggressive environments

# Lifecycle Cost and ESG Drivers

The purchase price per meter is only one cost component. In corrosion-exposed projects, maintenance, repair, downtime, corrosion protection and replacement cycles often dominate lifecycle cost decisions.





# KISIKA INVESTOR & BUSINESS CASE

## GFRP Rebar Distribution and Market Development

---

For investors, distributors and strategic partners

**KISIKA Construction Materials**

GFRP Reinforcement Solutions for Durable and Sustainable Infrastructure



Durable - Reliable - Long Lasting

[www.kiskagroup.com](http://www.kiskagroup.com)



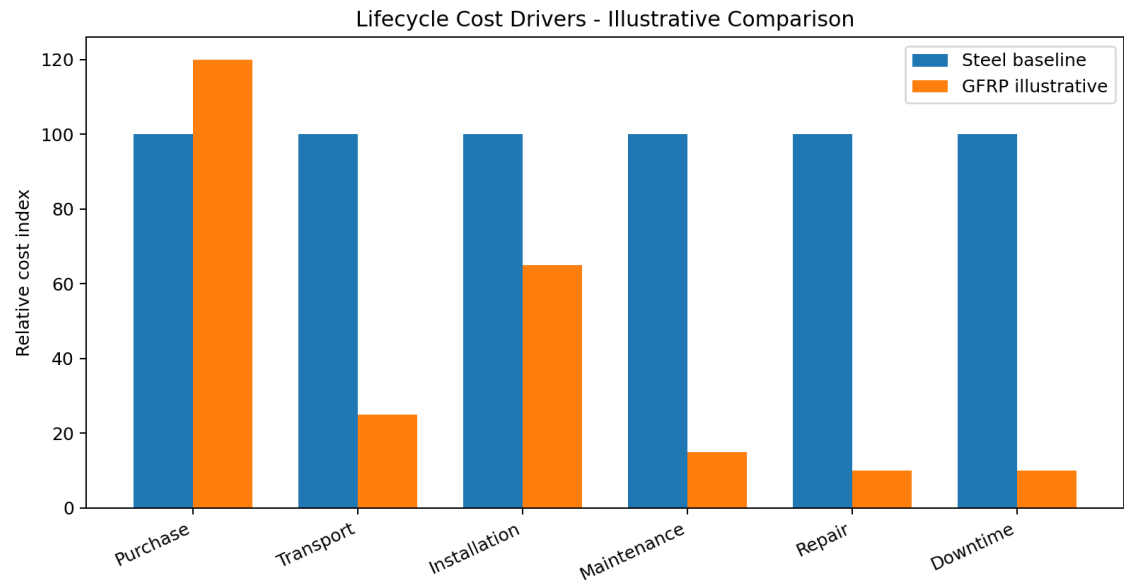
## GLASS FIBER REINFORCED POLYMER REBAR

The Alternative Solution!  
Reinforce safely without Steel.

June 2026 | Indicative Information - Subject to Project Confirmation

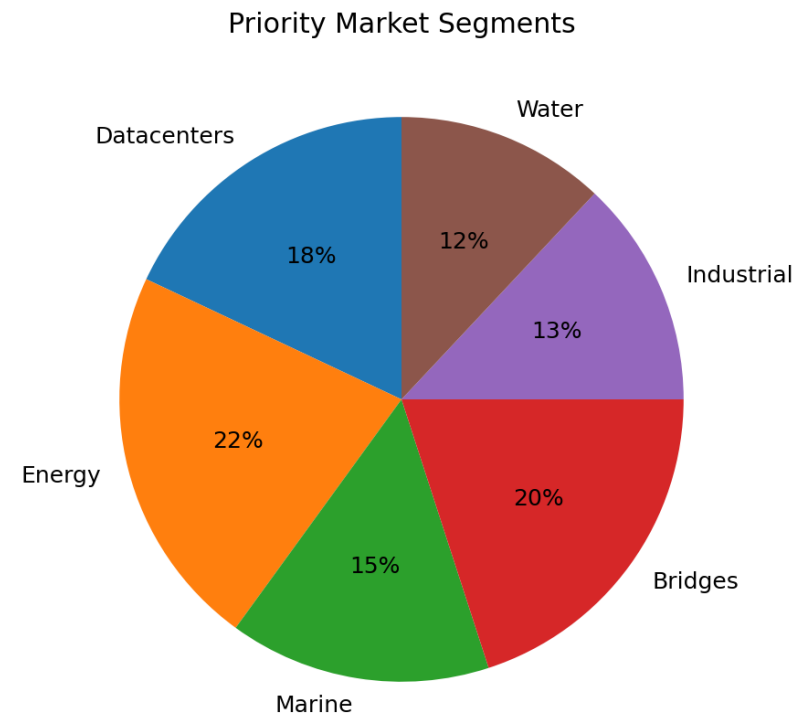
# Investment Thesis

KISIKA GFRP Rebar addresses corrosion, weight, lifecycle cost and technical safety problems in reinforced concrete. Priority market entry should focus on segments with clear pain points: datacenters, substations, bridge decks, marine infrastructure, wastewater, industrial facilities and special non-magnetic projects.



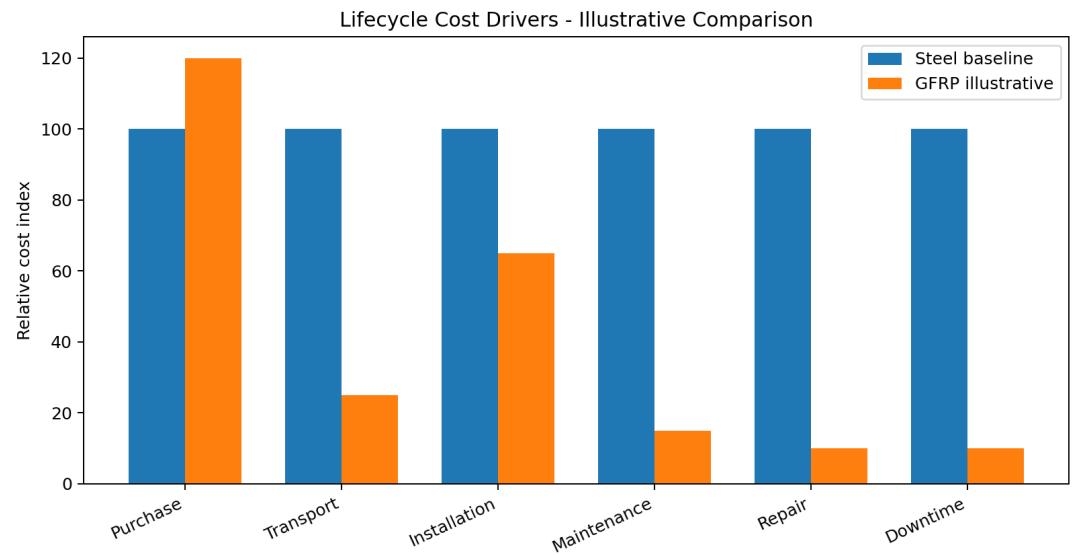
# Target Markets

Germany and Austria: datacenters, energy infrastructure, refurbishment and bridges. GCC: marine, flood channels, energy infrastructure and large-scale concrete works. Central Asia: industrial construction, water infrastructure and logistics-sensitive projects.



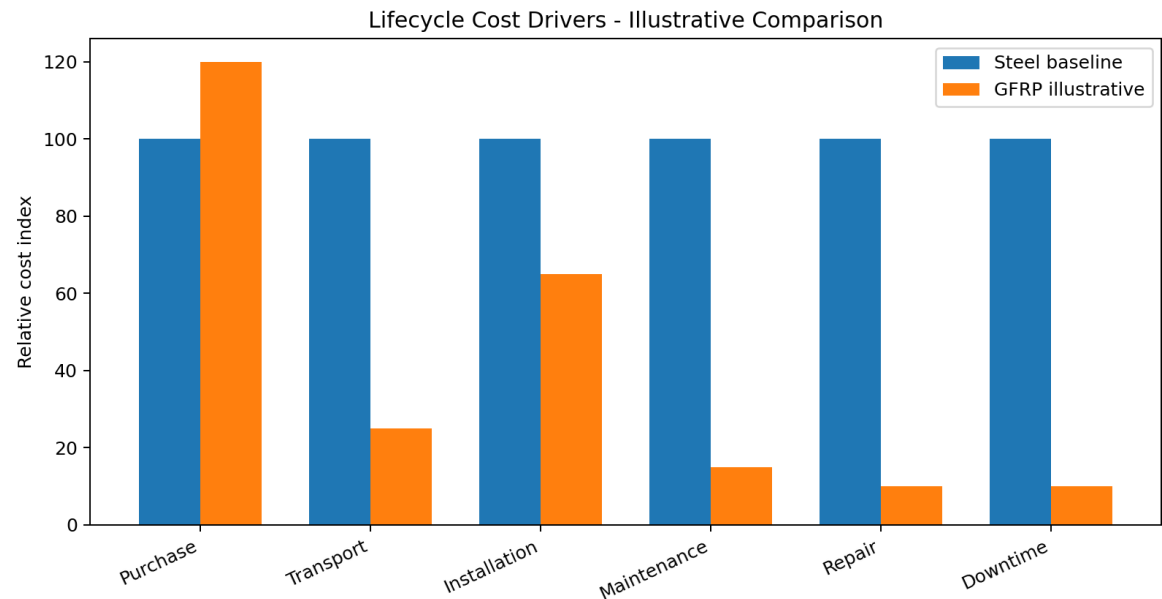
# Commercial Model

KISIKA can operate through project-based supply, strategic distributors, direct relationships with general contractors, and technical specification work with engineers and consultants. Product acceptance requires engineering support, certificates, test reports and project-specific approvals.



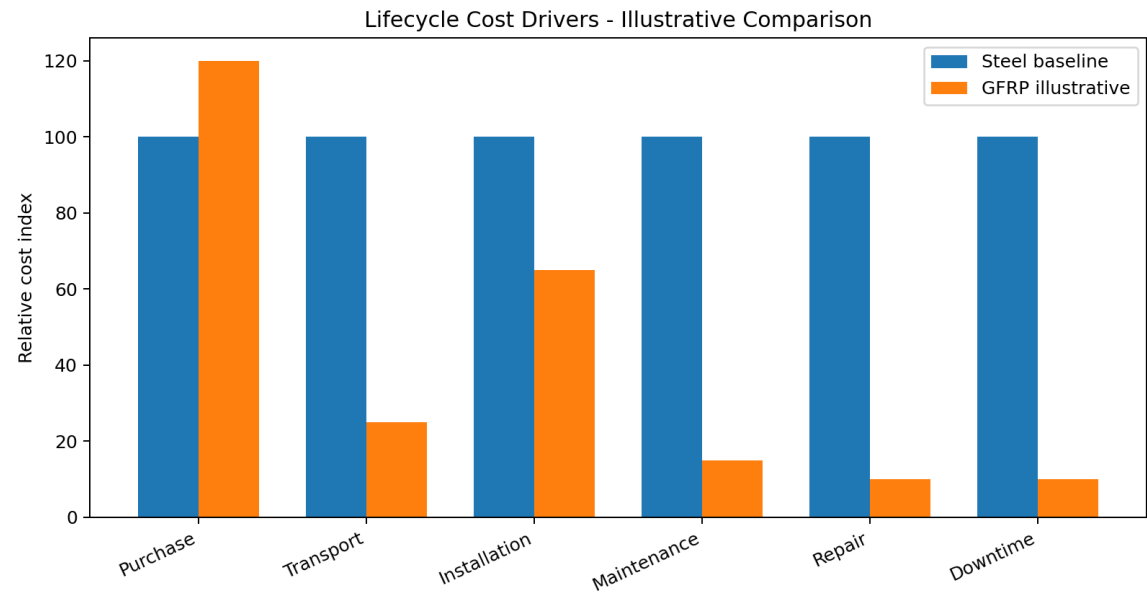
# Sales Strategy

- Step 1: technical introduction to engineers.
- Step 2: pilot projects in energy and datacenter infrastructure.
- Step 3: distributor agreements and product catalogues.
- Step 4: price books and project-specific logistics.
- Step 5: long-term supply contracts.



# Risk Factors

Risks include code approval requirements, conservative design habits, project-specific certification demands, logistics volatility, exchange-rate fluctuations, product sampling, and the need for engineer education. Mitigation requires technical documentation, test certificates, sample kits and clear project approvals.



# Indicative Pricing and Margin Framework

The June 2026 FOB India price list is the basis for an export-oriented distribution model. Final project prices must include ocean freight, insurance, port handling, inland transport, customs clearance, financing, stock risk, technical documentation, distributor margin and project risk premium.

Component	Typical Role in Final Sales Price
FOB India	Base product cost from manufacturer
Ocean freight and handling	Container and import logistics
Duties, customs and clearance	Country-specific import costs
Technical documentation	Certificates, tests and project approvals
Distributor margin	Sales, stock, credit and market developmen
Project risk premium	Currency, lead time and specification risk

# Illustrative Commercial Scenario

Diameter	FOB EUR/m	Landed Cost +35%	Sales Price +80%	Gross Margin
6 mm	0.20	0.27	0.36	25.0%
7 mm	0.26	0.35	0.47	25.0%
8 mm	0.34	0.46	0.61	25.0%
10 mm	0.62	0.84	1.12	25.0%
12 mm	0.94	1.27	1.69	25.0%
14 mm	1.30	1.76	2.34	25.0%
16 mm	1.73	2.34	3.11	25.0%
18 mm	2.19	2.96	3.94	25.0%

Illustrative only. Actual margin depends on order quantity, logistics, certification requirements, exchange rates and project-specific risk.

# Market Development Roadmap

Phase	Objective	Deliverables
1	Technical credibility	Brochures, handbook, samples, certificates
2	Pilot projects	Datacenter, substation, slab, water projec
3	Distributor network	Germany, Austria, GCC, Balkans, Central As
4	Stock and logistics	Container planning, MOQ, warehouses
5	Scale	Framework agreements and repeat orders



# KISIKA EXPORT PRODUCT CATALOGUE

## FOB India Price List and Product Range

---

GFRP Rebar - straight bars, bent elements and custom shapes

### **KISIKA Construction Materials**

GFRP Reinforcement Solutions for Durable and Sustainable Infrastructure



# Product Range

- Straight GFRP rebar: standard 6 m and 12 m lengths.
- Bent elements and prefabricated shapes according to project drawings.
- Diameters from 3 mm to 25 mm according to product availability.
- Customized length and diameter available on request.
- Export bundles suitable for container shipment.



# KISIKA GFRP Rebar Price List - FOB Indian Port

Diameter	Price EUR/m	Diameter	Price EUR/m
6 mm	0.20	16 mm	1.73
7 mm	0.26	18 mm	2.19
8 mm	0.34	20 mm	2.77
10 mm	0.62	22 mm	3.34
12 mm	0.94	25 mm	4.31
14 mm	1.30		

Indicative FOB India prices as of June 2026. Provided without guarantee and subject to final manufacturer confirmation, order quantity, resin type, packaging, logistics and exchange rates.

# Commercial Terms

- Delivery term: FOB Indian Port.
- Origin: India.
- Standard lengths: 6 m / 12 m, custom lengths upon request.
- Packaging: export bundles.
- MOQ: subject to production schedule and container optimization.
- Certification: available upon request depending on project requirements.
- Prices are based on Full Container Load quantities and may vary for smaller orders.



## KISIKA GFRP REBAR PRICE LIST

KISIKA GFRP REBAR PRICE LIST  
 FOB Indian Port – June 2026  
 80% Glass Fiber | Epoxy Resin System

(Indicative Prices – Without Guarantee)

Diameter (mm)	Price (EUR/m)
6 mm	€0.20
7 mm	€0.26
8 mm	€0.34
10 mm	€0.62
12 mm	€0.94
14 mm	€1.30
16 mm	€1.73
18 mm	€2.19
20 mm	€2.77
22 mm	€3.34
25 mm	€4.31

- Product Features**
- 80% Glass Fiber Content
  - High-Performance Epoxy Resin System
  - Corrosion Resistant
  - Lightweight and High Strength
  - Long Service Life
  - Low Life-Cycle Cost
  - Non-Conductive
  - Non-Magnetic
  - Excellent Chemical Resistance

- Commercial Terms**
- Delivery Term: FOB Indian Port
  - Origin: India
  - Standard Lengths: 6 m / 12 m (Custom lengths available upon request)
  - Packaging: Export Bundles
  - MOQ: Subject to production schedule and container optimization
  - Certification: Available upon request (depending on project requirements)

**Disclaimer**

The above prices are indicative FOB India prices as of June 2026 and are provided strictly without guarantee. Final prices are subject to order quantity, project specifications, resin type, packaging requirements, logistics costs, exchange rate fluctuations, and manufacturer confirmation at the time of order.

KISIKA Construction Materials  
 GFRP Reinforcement Solutions for Durable and Sustainable Infrastructure.

Für professionelle Angebotsunterlagen würde ich zusätzlich den Hinweis ergänzen:

"Prices are based on Full Container Load (FCL) quantities and may vary for smaller orders."

**KISIKA YAPI MALZEMELERİ SANAYİ VE TİCARET ANONİM ŞİRKETİ**

Barbaros Mah. Mor Leylak Sk. Andromeda CI Blok No: 2 B / 278 Ataşehir.  
 34746 İstambul / Türkiye  
 Email: [info@kisikagroup.com](mailto:info@kisikagroup.com) Web: [www.kisikagroup.com](http://www.kisikagroup.com)

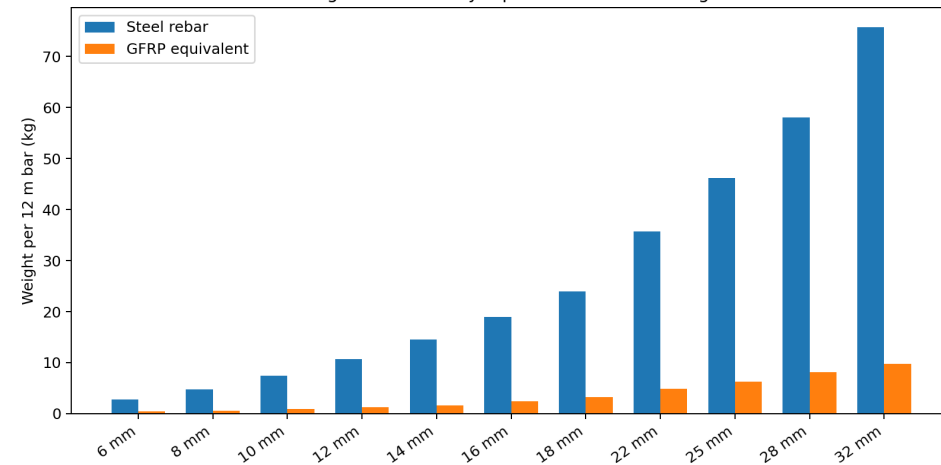
<b>Responsible for Türkiye:</b> SAHİN SALBARS, COB Cell: +90-536 7073181 Email: <a href="mailto:salbars@kisikagroup.com">salbars@kisikagroup.com</a>	<b>Responsible for Germany:</b> Dipl.-Ing. EMIN ASANI Cell: +49 171 2173570 Email: <a href="mailto:asani@kisikagroup.com">asani@kisikagroup.com</a>	<b>Responsible for Austria:</b> KAMALJIT-SINGH BAL Cell: +43 650 4005848 Email: <a href="mailto:ksk@kisikagroup.com">ksk@kisikagroup.com</a>	<b>Responsible for Balkan:</b> NURIAMET İBRAMİ Cell: +38 970 691229 +43 576 6208202 Email: <a href="mailto:inu@kisikagroup.com">inu@kisikagroup.com</a>
---	--	---	---

# Weight and Container Planning

Dia.	kg/12 m	Bars/ton	Dia.	kg/12 m	Bars/ton
3	0.185	5405	12	2.400	416
3.5	0.280	3571	14	3.240	308
4.5	0.468	2136	16	4.870	205
6	0.570	1754	18	6.280	159
7	0.940	1063	20	8.080	123
8	1.200	833	22	9.800	102
10	1.600	625	25	11.670	85



Weight Reduction by Equivalent Tensile Strength



# Product Gallery

