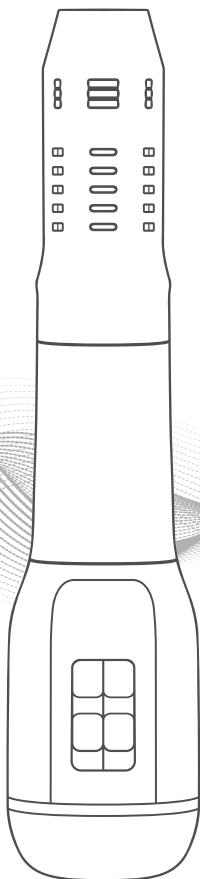


iTeraCare™



Prife International Sdn. Bhd.

A-GR-2, Menara Uncang Emas, No 85 Jalan Loke Yew,
Cheras, 55200 Kuala Lumpur, Malaysia

Copyright ©2022, Prife International
Revision 06/2022





TABLE OF CONTENTS

IMPORTANT SAFETY INSTRUCTIONS	3
DESCRIPTION OF THE HOT AIR BLOWER	4
WARRANTY DESCRIPTION	5
USING THE HOT AIR BLOWER	6
CLEANING AND MAINTENANCE	6
READ CAREFULLY AND STORE FOR FUTURE USE	7
TECHNICAL SPECIFICATIONS.....	8

IMPORTANT SAFETY INSTRUCTIONS

This appliance may be used by children 8 years of age and older and by persons with physical or mental impairments or by inexperienced persons, if they are properly supervised or have been informed about the usage of the product in a safe manner and understand the potential dangers. Children must not play with the appliance. Cleaning and maintenance performed by the user must not be performed by unsupervised children.

Do not use this appliance near baths, showers, washbasins or other containers containing water. If you will be using the appliance in the bathroom, unplug it from the socket after use because the presence of water presents a hazard even when the appliance is turned off. As additional protection we recommend installing a residual current device (RCD) with a nominal trigger current no higher than 30 mA. Ask an electrician for advice.

DESCRIPTION OF THE HOT AIR BLOWER

Dear User:

Thank you for purchasing iTera-Pro device.
Please read the manual carefully before using.

Product Description

Product Name : iTera-Pro Hot Air Blower

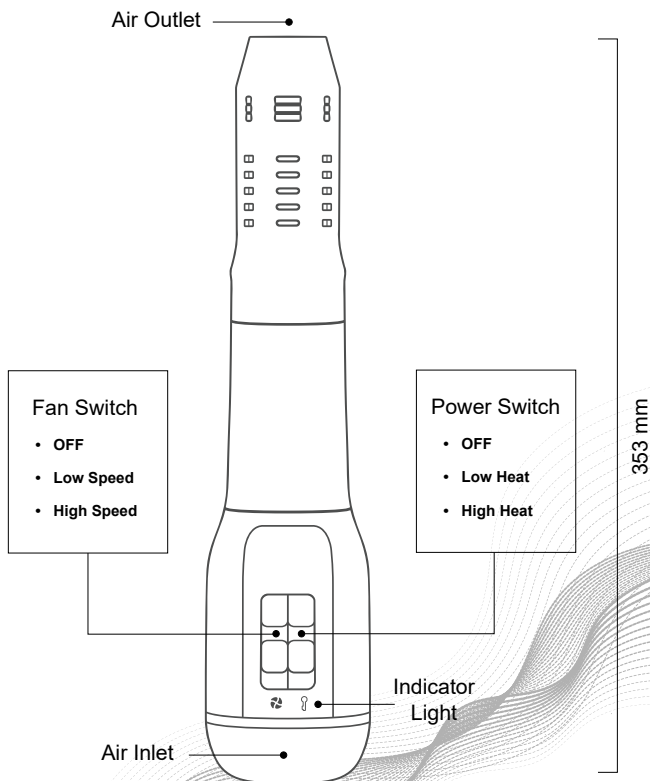
Product Model : DS-808

Voltage : 110V

Frequency : 50Hz

Power : 1200W-1500W

Sound : ≤65dB



WARRANTY DESCRIPTION:

One year warranty (from Date of Purchase)

1. Defective device e.g. in material and workmanship during the warranty period, please contact our customer service.
2. The Company also provides repair and maintenance service after the warranty period where cost will be incurred by the owner.

Warranty will be void under the following conditions:

1. Exceeded warranty period.
2. Damage due to not following the User's manual.
3. Device damage due to mishandling or repair by unauthorized persons.

Environmental Protection device:

This device has Environmental Protection usage for 10 years.


The Environmental Protection assures that the device is Human & Environmental friendly.


CAUTIONS:

1. Read all instructions carefully before use.
2. This device is not intended to be used by persons (including children) with reduced physical, sensory or mental capabilities, or lack of experience and knowledge, unless they have been given supervision or instruction concerning use of the device by a person responsible for their safety.
3. Handle with care. This device is fitted with a crystal glass tube, please avoid knocking or dropping the device. Children should be supervised to ensure that they do not play with the device.
4. Do not use the device outdoors. This device is intended for household use only. Do not use the device for anything other than its intended use.
5. Do not switch on the device if it appears to be faulty in any way. Please contact and send to a nearby service centre.
6. Remove all metal accessories before use. Remove contact lenses before using on the face.
7. Do not blow on specific parts of the body without movement for more than 3 seconds to avoid skin burn.
8. Do not block the air inlet and outlet to prevent overheating.
9. Do not use the device for too long. This device is fitted with an automatic switch-off thermal link to protect the motor from overheating. The device will automatically reconnect after the motor cools down.
10. To protect against electrical shock, do not immerse cord, plugs, device body in water or other liquids.
11. If the supply cord is damaged, it must be replaced by the manufacturer, its service agent or similarly qualified persons.
12. Never leave the device unattended when it is switched on. Unplug when the device is not in use.

USING THE HOT AIR BLOWER

1. Adjust the desired blowing strength:

 Fan Switch : Off → Low speed → High speed

 Power Switch : Off → Low heat → High heat

2. Should the hot air blower stop working for any reason, turn it off at once and let it cool down.

3. Always ensure the switch is set to OFF position before plugging the unit in the power outlet.

CLEANING AND MAINTENANCE

- Before cleaning the Hot Air Blower, always turn it off and disconnect it from the power outlet.
- Never submerge the Hot Air Blower in water or any other liquid. Do not use abrasive cleaning products, alcohol, petrol or similar agents.

IMPORTANT SAFETY INSTRUCTIONS READ CAREFULLY AND STORE FOR FUTURE USE.

- Before connecting this appliance to a power socket, make sure the voltage stated on the label of the product corresponds to the voltage in your wall socket.
- Never use accessories, which have not been supplied with this appliance or which have not been explicitly recommended by the manufacturer.
- This appliance is designed for domestic use only. Do not use it in industrial surroundings or outdoors.
- Do not spray the appliance with water or any other liquid. Do not submerge it in water or in any other liquid.
- Ensure that the power plug contacts do not come into contact with water or moisture.
- Do not place the appliance in the vicinity of an open flame or appliances that are sources of heat.
- Do not place the power cord near hot places or over sharp objects. Do not place heavy items on the power cord. Position the power cord so that it will not be stepped on or tripped over.
- Ensure that the inflow and exhaust openings are not blocked while the appliance is running. If any of the openings become blocked, the appliance will shut off automatically. Disconnect it from the power socket and allow it to cool down for several minutes. Remove the obstacle blocking the inflow or outflow of air before turning the appliance on again.
- Disconnect the appliance from the power socket after every use.
- Do not disconnect the appliance from the power socket by pulling on the power cord. This could damage the power cord or the power socket. Disconnect the cord from the power socket by gently pulling the plug of the power cord. If the power cord is damaged, have it replaced at a specialised service centre. It is forbidden to use the appliance if it has a damaged power cord or plug.
- To avoid the danger of injury by electrical shock, do not repair the appliance yourself or make any adjustments to it. Have all repairs or adjustments of the appliance performed at an authorised service centre. Tampering with the appliance during the warranty period may void the warranty.

TECHNICAL SPECIFICATIONS

Rated voltage range	110V
Rated frequency	50Hz
Rated power input.....	1200W-1500W
Safety class (for electric shock protection)	II
Noise level	≤65dB

The declared noise emission level of the appliance is ≤65dB, which represents a level A of acoustic power with respect to a reference acoustic power of 1 pW. Explanation of technical terminology Safety class for electric shock protection: Class II – Electric shock protection is provided by double or heavy-duty insulation. Changes to text and technical parameters are reserved.

INSTRUCTIONS AND INFORMATION REGARDING THE DISPOSAL OF USED PACKAGING MATERIALS

Dispose of used packaging material at a site designated for waste in your municipality.

DISPOSAL OF USED ELECTRICAL AND ELECTRONIC EQUIPMENT



This symbol on product or original document means that used electric or electronic product must not be added to ordinary municipal waste. For proper disposal, renewal and recycling hand over these appliances to determined collection points.

Alternatively, in some European Union states or other European countries you may return your appliances to the local retailer when buying an equivalent new appliance.

Correct disposal of this product helps save valuable natural resources and prevents potential negative effects on the environment and human health, which could result from improper waste disposal. Ask your local authorities or collection facility for more details. In accordance with national regulations penalties may be imposed for the incorrect disposal of this type of waste.

For business entities in European Union States

If you want to dispose of electric or electronic appliances, ask your retailer or supplier for the necessary information.

Disposal in other countries outside the European Union.

This symbol is valid in the European Union. If you wish to dispose of this product, request the necessary information about the correct disposal method from the local council or from your vendor.



This appliance meets all the basic requirements of EU directives related to it.