



HNNA[®]
I N N O V A T I O N S





OPTIMA, a well known name in home appliances and housewares offers a wide range of products. OPTIMA seeks to create valuable products that enrich consumers, lives by incorporating the latest technology and design. Its well designed and efficient household products adhere to international standards. OPTIMA offers a unique one year replacement guarantee on all its home appliance. OPTIMA is committed to developing high quality, reliable and stylish products. In our quest for safety and reliability, we have enhanced our existing products to provide customers with exciting new features, improved looks and reliable performance. We have created the best home appliances and houseware products that completes your home.

RM 1200

ROTI MAKER

1200 W

- 10" Non-stick Stainless Steel up housing
- Adjustable Temperature Control Knob
- Non-stick Coating Plates for Easy Cleaning
- Stand Upright For Compact Storage
- Power and Ready Light Indicator
- Cord-wrap for Storage



RM 1500

ROTI MAKER

1600 W

- 10" Non-stick coating plates
- PF housing
- Plastic press handle
- Non-stick coating plates for easy cleaning
- Stand upright for compact storage
- Power and Ready light indicator
- Cord-wrap for storage



GB 20
2 BURNER
LPG GAS STOVE
Stainless Steel



GB 200
2 BURNER
LPG GAS STOVE
Stainless Steel



GB 300
3 BURNER
LPG GAS STOVE
Stainless Steel

HI 900
HEAVY DRY IRON

- Non-Stick Coated Sole plate
- Button Grooves
- Temperature Control
- Fabric Guide



HI 1000
HEAVY DRY IRON

- Non-Stick Coated Sole plate
- Button Grooves
- Temperature Control
- Fabric Guide



TI 1000
TRAVEL IRON

- Dual Voltage
- Dry & Steam Ironing
- Burst of Steam Ironing
- Vertical Burst of Steam
- Transparent Water Tank
- Adjustable Thermostat
- Pilot Light Indicator
- Non-Stick Coated Sole Plate
- Overheat Safety Protection



HI 1100
HEAVY DRY IRON

- Non-Stick Coated Sole plate
- Button Grooves
- Temperature Control
- Fabric Guide



LI 1000
LIGHT DRY IRON

- Adjustable Knob Control
- Thermostat Indicator light
- Non-stick Soleplate
- Ergonomic Design Handle



SI 1200
STEAM IRON

- Dry/Spray Functions
- Variable Steam Control
- Powerful Burst of Steam
- Vertical Steam
- Non-stick Sole Plate
- Water Tank Capacity 160 ml



SI 2200
STEAM IRON

- Dry/Spray Functions
- Anti-calc
- Self Cleaning
- Variable Steam Control
- Powerful Burst of Steam
- Soft Touch Grip
- Vertical Steam
- Stainless Steel Sole Plate
- Water Tank Capacity 350 ml
- Anti-Drip Function



SI 1400
STEAM IRON

- Dry/Spray Functions
- Anti calc
- Variable Steam Control
- Powerful Burst of Steam
- Vertical Steam
- Non-stick Sole Plate
- Water Tank Capacity 250 ml



SI 2400
STEAM IRON

- Adjustable Thermostat Control
- Over Heat Protection
- Indicator Light
- Ceramic Soleplate
- 300ml Water Tank Capacity
- Function: Dry/Steam/Spray/ Burst Steam/Self-cleaning/ Antic-calc/Anti-drip function



BM 300

BOWL & STAND MIXER

Plastic Body
 The appliance working can drive the bowl to rotate
 5 speed + turbo function
 Chrome dough hooks and beaters included
 With releasing button
 Lock button of the base can lock the body to the base tightly when working
 Can remove the beater or dough hooks and bowl by adjusting the head after pressing the lock button.



BM 600

BOWL & STAND MIXER

Multi Function Stand Mixer
 4.5 Ltr. Stainless Steel Mixing Bowl
 8 Speed Level Control
 Soft Start Minimizes Splatter
 Aluminum Dough Hook & Beater with Dust Proof Splash Guard
 Massive Power 1000 W Output

CG 150

COFFEE SPICE GRINDER

200-250 W 220-240 V 50/60 Hz
 Streamlined Design, Elegant And Beautiful
 Durable Stainless Steel Blades
 Transparent Top Lid, Convenient to Observe The Working Condition
 Built-in Power Cord Storage
 Ideal For Beans, Nuts, Herbs, Grains & Spices
 80g Capacity, Yields Up to 10 Cups Coffee.





HM 200 HAND MIXER

- 200 W AC 220V-240V~ 50 Hz / 60 Hz
- 5 Speeds with Turbo Function and Eject button
- Includes One pair of Dough Hooks & Beaters
- 5 Speeds Allow for a Variety of Mixing Tasks: Blend, Stir, Mix, Beat and Whip

HM 250 HAND MIXER

- 200W AC 220V - 240V~ 50 Hz / 60 Hz
- 5 Speeds with Turbo Function and Eject button
- Includes One pair of Dough Hooks & Beaters
- 5 Speeds Allow for a Variety of Mixing Tasks: Blend, Stir, Mix, Beat and Whip



HM 400 HAND MIXER WITH BLENDER

- 250 W AC 220V - 240V~ 50 Hz / 60 Hz
- 5 Speeds with Turbo
- Eject Button
- Electroplating Beaters and Hooks
- Blender Shaft Blade
- Portable Sport Cup



SB 400

STICK BLENDER/CHOPPER/WHISK

- 300 W AC 220 - 240 V~ 50/60 Hz
- 2 SPEEDS
- ABS housing with S.S cover
- whisk
- chopper



MP 260

MINI CHOPPER

- 300 W 220-240 V 50/60 Hz
- 400ml Bowl
- Stainless Steel Chopping Blade
- Safety Lock



MP 60

MINI CHOPPER

- 200 W 220-240 V 50/60 Hz
- DISHWASER SAFE BOWL
- SAFETY INTERLOCK LID
- SUS BLADE
- 350ML CHOPPING BOWL



- MG 500**
MIXER GRINDER
- Powerful 550 W Motor
 - Overload Protection
 - Rotary Switch
 - Unique 3 in 1 Blade
 - Energy Efficient
 - 2 Stainless Steel Jars for Wet and dry use



- MG 550E**
MIXER GRINDER
- Powerful 550 W Motor
 - Overload Protection
 - Rotary Switch
 - Unique 3 in 1 Blade
 - Energy Efficient
 - 3 Stainless Steel Jars for Wet and dry use



- MG 550**
MIXER GRINDER
- Powerful 550 W Motor
 - Overload Protection
 - Rotary Switch
 - Unique 3 in 1 Blade
 - 60 Minutes Rating
 - Energy Efficient
 - 3 Stainless Steel Jars for Wet and dry use



- MG 600**
MIXER GRINDER
- Powerful Motor
 - Overload Protection
 - Rotary Switch
 - Unique 3 in 1 Blade
 - Jars with Flow Breakers
 - Unbreakable Polycarbonate Lids
 - 3 Stainless Steel Jars for Wet and dry use

MG 750

MIXER GRINDER

- Powerful 750 W Motor
- Overload Protection
- Rotary Switch
- Unique 3 in 1 Blade
- 60 Minutes Rating
- Energy Efficient
- 3 Stainless Steel Jars for Wet and dry use



MG 800

MIXER GRINDER

- Powerful 800 W Motor
- Overload Protection
- Rotary Switch
- Unique 3 in 1 Blade
- Double Sealed Ball Bearing Motor
- Energy Efficient
- 3 Stainless Steel Jars for Wet and dry use

MG 1000

MIXER GRINDER

- Powerful 1000 W Motor
- Overload Protection
- Rotary Switch
- Unique 3 in 1 Blade
- 60 Minutes Rating
- Energy Efficient
- 3 Stainless Steel Jars for Wet and dry use (2 Ltr. Bucket Jar, 1 Ltr & 0.4 Ltr)



MG 1500

MIXER GRINDER

- Powerful 1500 W Motor
- Overload Protection
- Rotary Switch
- Unique 3 in 1 Blade
- Energy Efficient
- 2 Stainless Steel Jars and 1 Juicer Jar for Wet and dry use (2 Ltr. Bucket Jar, 1.4 Ltr Juice Jar, 0.700 Ltr. SS Jar)



BG 360

BLENDER GRINDER

- 350 W 220-240 V 50/60 Hz
- 1500 ml Jar
- One Grinder
- Stainless Steel Blade
- Built-in Safety Lock Protection
- Two Speed with Pulse Function
- Anti-Slip Rubber Feet

FP 700

FOOD PROCESSOR

- 1000 W 220-240 V 50/60 Hz
- 1.8 Ltr Blender Jar with Scale
- 2.5 Ltr Mixing bowl with Scale
- 3 speed with pulse
- Safety-In-Lid with Feed Chute
- Citrus Juicer/ Food Chopper/Fine Slicer/
- Course Shredder/Kneading Accessory/
- Egg mixer/French fry cutter/
- Potato Slurry Cutter/Spatula



WG 150

WET GRINDER

- 2 Ltr. (Max 1 Kg Dry Rice)
- 150 Watts (max)
- 220-240 V
- AC 50/60 Hz
- 960 rpm
- Overload Protection
- Grinding Drum with Roller Stone
- Coconut Scrapper
- Plastic Atta Kneader

WG 200T

MULTI TABLE TOP WET GRINDER

- 2 Ltr. of Soaked Rice
- 150 Watts (max)
- 220 V
- AC 50/60 Hz
- 960 rpm
- Overload Protection
- Coconut Scrapper
- Atta Kneader
- Spatula





CM 1000

COFFEE MAKER

- 1000 W 220-240 V 50/60 Hz
- Capacity : 1.5 L (10 Cup)
- With Removable Funnel And The Funnel is Moved Upwards
- With Permanent Nylon Filter
- Both The Funnel And Filter are with Handle for Convenient Using
- Plastic Body With Stainless Steel Decoration
- Anti-drip Feature
- With Water Gauge on the water tank
- With Anti-drip Feet



TM 1000

TEA MAKER

- 550-650 W 220-240 V 50/60 Hz
- 1.0 L Tea Coffee Maker
- Unique Design
- Glass Cup with Warm function
- Permanent Filter
- ON/OFF Switch with Indicator Light
- Over Heat and Dry Boil Protection



CM 200

ESPRESSO MAKER

- Water capacity: 100ml max
- Input and eject capsule manually
- Easy to operate
- Look stylish
- Compatible with :
- Nespresso system
- Can develop other brewing system
- According to Client needs.
- Electric system with 5V input

CM 2000

COFFEE MACHINE

- 1450W 220-240V 50/60Hz
- Water capacity: 0.6L
- Transparent removable water tank
- 19 bar pump
- ON/OFF main switch
- Indication when ready to brew
- Can manually stop or auto stop
- Patented brewing group & design
- Stand by for 15 minutes
- Compatible with different system :
- Nespresso Compatible Capsules,
- Dolce-Gusto Capsules,
- Coffee powder, Coffee pod.



CM 3000

COFFEE MACHINE

- 1450W 220-240V 50/60Hz
- Water capacity: 0.6L
- Transparent removable water tank
- 19 bar pump
- ON/OFF main switch
- Indication when ready to brew
- Can manually stop or auto stop
- Patented brewing group & design
- Stand by for 15 minutes
- Compatible with different system :
- Nespresso Compatible Capsules,
- Dolce-Gusto Capsules,
- Coffee powder, Coffee pod.

CM 4000

COFFEE MACHINE

- 1200W 220-240V 50/60Hz on/off switch
- Water capacity: 0.8L,
- Alarming when water tank is empty
- Removable water tank with easy refill lid
- 19 bar pump, switzerland flow meter
- buttons for short, long and light espresso
- pre-brew function(default)
- adjustable dispenser for various cup(80mm-107mm)
- capsule bin with max accommodation of 10 used capsules
- alarm when water tank is empty
- drip tray full of water indication
- capsule auto ejection system
- coffee volume adjustable
- stand by for 30 minutes
- indication when drip tray is full of water
- brewing interruption when handle is opened





JE 600

JUICE EXTRACTOR

- 600 W 220-240 V 50/60 Hz
- Low, High Speed Selection & Pulse Switch
- Safety Lock Switch
- Separate Pulp and Juice Collector
- Cup Capacity : 0.5 L
- Residue Capacity : 1.2L
- Detachable Parts, Easy to Clean up
- Can Squeeze a big apple one time
- Stainless Steel Filter



GR 900

2 SLICE SANDWICH GRILL

- 750 W 220-240 V 50/60 Hz
- Cool Touch Handle
- Power and Ready Light Indications
- Automatic Temperature Control
- Non-Stick Coating Plates for Easy Cleaning
- Locking Clip
- Cord-Wrap and upright for Storage



GR 1400

4 SLICE SANDWICH GRILL

- 1100 W 220-240 V 50/60 Hz
- Cool Touch Handle
- Power and Ready Light Indications
- Automatic Temperature Control
- Non-Stick Coating Plates for Easy Cleaning
- Locking Clip
- Cord-Wrap and upright for Storage



GR 1750

BBQ GRILL

- 1400 W 220-240 V 50/60 Hz
- With Non-Stick Coating Plate, Easy to Clean
- With Different Temperature Adjustment
- With Detachable Temperature Controller
- With Removable Collecting Oil Try

GR 1800

CONTACT GRILL

- 2000 W 220-240 V 50/60 Hz
- 4 Slice Grill
- Non-Stick Grill Plates for Low Fat Cooking
- Easy Cleaning
- Horizontal Floating Hinge System
- Power on and Ready-To-Use Indicator Lights
- 2000 Watts Heating Element for Fast Warm-up Shorter Cooking Time



GR 1700

BBQ GRILL

- 1800 W 220-240 V 50/60 Hz
- Detachable Non-Stick Cooking Plate
- Adjustable Temperature Control Knob
- Cool Touch Housing

SM 850

2 SLICE SANDWICH MAKER

- 700 W 220-240 V 50/60 Hz
- Easy Storage
- Non-Stick Cooking Plate
- Locking Clip
- Cool Touch Body



HP 1500

HOT PLATE

- 1250 - 1500 W 220-240 V 50/60 Hz
- Adjustable Thermostat Control
- Power Indicator Light
- Single Cast Iron Heating Plate
- Plate : Dia 187mm
- Over Heat Protection
- Compact And Portable



HP 1700

HOT PLATE

- 1250 - 1500 W 220-240 V 50/60 Hz
- Casting Iron Heating Element
- Variable Thermostat Control
- Compact and Portable
- Durable, Easy – Clean Enamel Finish
- Sealed Solid Plate Design



HP 2500

HOT PLATE DOUBLE

- 1900-2250 W 220-240 V 50/60 Hz
- Adjustable Thermostat Control
- Power Indicator Light
- Double Cast Iron Heating Plate
- Big Heating Plate: Dia 187mm
- Small Heating Plate: Dia 157mm
- Over Heat Protection
- Compact And Portable



HP 2700

HOT PLATE DOUBLE

- 1900-2250 W 220-240 V 50/60 Hz
- Adjustable Thermostat Control
- Power Indicator Light
- Double Cast Iron Heating Plate
- Big Heating Plate : Dia 187mm
- Small Heating Plate : Dia 157mm
- Over Heat Protection
- Compact And Portable

IC 1700

INFRARED COOKER

- 1000-1200 W, 220-240 V 50/60 Hz
- Adjustable Thermostat Control
- High-hardness Crystalline Glass Plate
- Plate: Dia 186mm



IC 2700

INFRARED COOKER

- 2000-2400 W, 220-240 V 50/60 Hz
- Adjustable Thermostat Control
- High-hardness Crystalline Glass Plate
- Plate: Dia 186mm x 2



MW 2000

20 Ltr. MICRO WAVE OVEN

- 700W - 223V~ 50 Hz
- Compact Design
- 5 Power Setting
- 30 Minutes Timer
- Pull Handle Door
- Cooking End Signal



OT 300

OVEN TOASTER

- 1500 W - AC 220-240V 50-60Hz
- 30L Capacity
- 60 minutes Timer with Bell Ring
- Temperature Control up to 2300C
- 4 pcs Stainless Steel Elements
- Power Indicator Lamp
- With Inner Lamp for Watching the Cooking
- With Convection
- Accessories:
Bake Tray (1pc)
Wire Rack (1pc)
Tray Handle (1pc)
Crumb Tray (1pc)

OT 450

OVEN TOASTER

- 1800 W - AC 220-240V 50-60Hz
- 45L capacity
- 60minutes timer with bell ring
- Temperature control up to 2300C
- 4pcs stainless steel elements
- Power indicator lamp
- With Inner lamp for watching the cooking
- With Convection
- With Rotisserie
- Accessories:
Bake tray (1pc),
Wire rack(1pc)
Tray handle(1pc)
Crumb tray(1pc)



OT 600

OVEN TOASTER

- 2200 W - AC 220-240V 50-60Hz
- 60L capacity,
- 60minutes timer with bell ring
- Temperature control up to 2300C
- 4pcs stainless steel elements
- Power indicator lamp
- With Inner lamp for watching the cooking
- With Convection
- With Rotisserie
- Accessories:
Bake tray (1pc)
Wire rack(1pc)
Tray handle(1pc)
Crumb tray(1pc)





TO 800

2 SLICE TOASTER

- 750 W 220-240 V 50/60 Hz
- Stainless Steel Body
- Variable Cooking Time Control
- Stop Button
- Auto Pop Up Function

TO 900

2 SLICE TOASTER COOL TOUCH

- 850 W 220-240 V 50/60 Hz
- Variable Electronic Browning Control
- Slide-Out Crumb Tray Easy to Clean
- Automatic Pop Up
- Multi-Function (Defrost, Re-Heat, Stop)
- Automatic Shut-Off
- Indicator Light



CT 1600

4 SLICE TOASTER COOL TOUCH

- 1350 W 220-240 V 50/60 Hz
- Variable Electronic Browning Control
- Slide-Out Crumb Tray Easy to Clean
- Automatic Pop Up
- Multi-Function (Defrost, Re-Heat, Stop)
- Automatic Shut-Off
- Indicator Light



PM 3600

POPCORN MAKER

- 310 W 220-240 V 50/60 Hz
- Measuring Cup:
Capacity About 60g
- Transparent Cover:
Door Removable For
Each Clean Up
- Plastic Body
- On/off Switch:
Easy One-touch Operation
- Can be used with
salt, Oil, Caramel & Honey etc.

PM 1200

POPCORN MAKER

- 1200 W 220-240 V 50/60 Hz
- Measuring Cup: Capacity About 60g
- Transparent Cover: Removable For Clean Up
- Plastic Body
- On/off Switch: Easy One-touch Operation





RC 300

RICE COOKER

- Capacity : 0.6 Ltr
- 300 W 220-240 V 50/60 Hz
- Powder Coated Body
- Indicator Lights
- Non-Stick Coated Bowl
- Cook & Auto Warm Function
- Glass Lid & Cool Touch Handles
- Accessories: Steamer Tray, Measuring Cup and Spatula

RC 450

RICE COOKER

- Capacity : 1 Ltr
- 400 W 220-240 V 50/60 Hz
- Powder Coated Body
- Indicator Lights
- Non-Stick Coated Bowl
- Cook & Auto Warm Function
- Glass Lid & Cool Touch Handles
- Accessories: Steamer Tray, Measuring Cup and Spatula



RC 700

RICE COOKER

- Capacity : 1.8 Ltr
- 700 W 220-240 V 50/60 Hz
- Powder Coated Body
- Indicator Lights
- Non-Stick Coated Bowl
- Cook & Auto Warm Function
- Glass Lid & Cool Touch Handles
- Accessories: Steamer Tray, Measuring Cup and Spatula

RC 1000

RICE COOKER

- Capacity : 2.8 Ltr
- 900 W 220-240 V 50/60 Hz
- Powder Coated Body
- Indicator Lights
- Non-Stick Coated Bowl
- Cook & Auto Warm Function
- Glass Lid & Cool Touch Handles
- Accessories: Steamer Tray, Measuring Cup and Spatula



OHP 25 2500 ML HOT POT

OHP 3R 3 PCS REGULAR SETS

1000 / 1500 / 2500

OHP 3J 3 PCS JUMBO SETS

1500 / 2500 / 3500



VC 2100

VACUUM CLEANER - BLOWER

- 2200 W 220-240 V 50/60 Hz
- Dust Capacity : 21 L
- Filter System : Dust Bag
- Dry Use Barrel Type of Vacuum Cleaner
- Dust Full Indicator
- Blower Function
- Powerful Suction
- Strong Metal Body
- Low Noise Level
- Stainless Steel Telescopic Tube
- Convenient Carrying Handle
- Power Cord 5 Mtr.
- Accessories :
- 2 in 1 Small Brush, Floor Brush,
- Metal Telescopic Tube.
- Flexible Hose,

VC 2000

DRUM VACUUM CLEANER

- 2000W 220-240V 50/60Hz
- Dust Capacity : 18L
- Filter System : Dust Bag
- Dry Use Barrel Type Vacuum Cleaner
- Dust Full Indicator
- Blower Function
- Powerful Suction
- Strong Metal Body
- Low Noise Level
- Steel Telescopic Tube
- Convenient Carrying Handle
- Power Cord Length : 5 Mtr.
- Accessories :
- 2 in 1 Small Brush
- Floor Brush, Metal Telescopic Tube,
- Flexible Hose



VC 2500

DRUM VACUUM CLEANER

- 2400W 220-240V 50/60Hz
- Dust Capacity : 25L
- Filter System : Dust Bag
- Dry Use Barrel Type Vacuum Cleaner
- Dust Full Indicator
- Blower Function
- Powerful Suction
- Strong Metal Body
- Low Noise Level
- Steel Telescopic Tube
- Convenient Carrying Handle
- Power Cord Length : 5 Mtr.
- Accessories :
- 2 in 1 Small Brush
- Floor Brush, Metal Telescopic Tube,
- Flexible Hose



VC 1400

VACUUM CLEANER

- 1200W 220-240V 50/60Hz
- High Suction Power
- Low noise design
- 3 Wheels for easy movement
- Full dust indicator
- Automatic Cord rewind
- Dust capacity: 1.0 Ltr.
- Power Cord Length : 3.5 Mtr.
- Plastic Tube and Floor Brush
- 5 Stage filtration
- Air flow : 1.5 CBMS/Second
- Vacuum Pressure : >20KPa
- Noise : (dB(A))78-79



VC 1600

WET & DRY VACUUM CLEANER

- 1400 W 220-240 V 50/60 Hz
- Dust Capacity : 20L
- Wet & dry use
- Stainless tank with big capacity 20L
- to get the job done whether big or small
- Hepa filter(Level H13)
- Double insulated by-pass motor
- Water full motor protection system
- Power Cord 4 Mtr.
- Accessories : Floor brush, Hose.





VC 1500

WET & DRY VACUUM CLEANER

- 1200 W 220-240 V 50/60 Hz
- Filter System : Dust Bag
- Blower Function
- Air Flow Adjustable on Handle
- Powerful Suction
- Strong Metal Body
- Low Noise Level
- Plastic Tubes
- Power Cord Length: 3.5 Mtr.
- Accessories:
Nozzle, Water Brush,
Plastic Tubes, Hose



VC 1200

WET & DRY VACUUM CLEANER

- 1000 W 220-240 V 50/60 Hz
- Filter System : Dust Bag
- Blower Function
- Air Flow Adjustable on Handle
- Powerful Suction
- Plastic Tank Body
- Low Noise Level
- Plastic Tubes
- Power Cord Length: 3.5 Mtr.
- Accessories:
Nozzle, Water Brush,
Plastic Tubes, Hose

VC 300

RECHARGEABLE VACUUM CLEANER

- Battery : 12V DC 250 mAh 75W
- Charger : Input 220-240V 50/60 Hz
- Power DC 12V
- Suction Power 3.2 kpa
- Noise Level : <85dB
- Powerful Battery for Approx. 15-20 min of Use
- Compact, Handy and Light Weighted
- Washable Filter
- Mounting Base with Charging adaptor
- Charging Indicator
- Including Crevice Tool and Small Brush
- Dust Container Capacity 550 ml



CK 1000

CONCEALED KETTLE

- Capacity : 1 Ltr
- 1000-1200 W 220-240 V 50/60 Hz
- Plastic Kettle with Detachable Non-slip Base
- Safety Lock Lid
- With Steam and Anti Dry,
- Overheating Power-off Function of Trip Protection
- Stainless Steel Heat Element Heating
- On/Off Switch and Light Indicator
- Transparent Water Gauge Show Water Level
- With Detachable Filter for Convenient Cleaning
- Stainless Decorate Strip



CK 2000

CONCEALED KETTLE

- Capacity : 1.7 Ltr
- 1500-1800 W 220-240 V 50/60 Hz
- S/S Heater Plate and S/S Body
- Automatic Switch Off
- Dry Boil Protection
- Concealed Heating Element
- 360 Degree Cordless Base with Wire
- Water Level Shown Inside Kettle Body

CK 2200

CONCEALED KETTLE

- Capacity : 1.8 Ltr
- 1500 W 220-240 V 50/60 Hz
- 360° Rotation
- S/S Inner Port with Plastic Body
- Double Layer Body
- Concealed S/S Heating Element
- Element Boil-dry protection
- Automatically turns off when water boils
- On/Off Switch with Light Indicator
- Cord Storage
- Hinged Lock Lid



CK 2400

CONCEALED JUG KETTLE

- 1.5 L Capacity
- 1850 W 220-240 V 50/60 Hz
- Plastic Kettle with Detachable Non-slip Base
- Safety Lock Lid
- With Steam and Anti-dry, Overheating Power-off function of Trip Protection
- Stainless Steel Heat Element Heating
- On/Off Switch And Light Indicator
- With Detachable Filter for Convenient Cleaning



CK 2700

CONCEALED KETTLE 2 Ltr.

- 1850-2200 W 220-240 V 50/60 Hz
- 2 L Capacity
- Plastic Kettle with Detachable Non Slip Base
- 360 degree Rotation Cordless Jug Kettle
- Concealed Heating Element
- 3 Way Safety System
- Automatic Turns Off after Boiling
- Boil dry Protection
- Over Heating Protection
- Transparent Water Gauge Show Water level

CK 2800

CONCEALED JUG KETTLE

- 2200 W 220-240 V 50/60 Hz
- 1.7 L Capacity
- Concealed Heating Element
- Boil dry Protection
- 360° Rotation Cordless Jug Kettle
- Automatic Turns Off when water Boils
- Stainless Steel Body
- Strix Control





CK 2900
CONCEALED GLASS KETTLE

- Capacity : 1.7 Ltr
- Cordless
- 1850 W 220-240 V 50/60 Hz
- Stainless Steel Heating Element
- Auto Lid-opening Function
- Automatic Shut-off and Boil-dry Protection
- Indicator Light Ring Inside The Kettle Body



TK 1000
TRAVEL KETTLE

- 1000 W 220-240 V 50/60 Hz
- 0.50 L Capacity
- S/S Concealed Heating Element
- Automatic Boiling Shut Off
- Boil Dry Protection
- Pilot Lamp
- Hinge Lid
- Accessories : 2 Cups

TK 1100
TRAVEL KETTLE

- 1000 W 220-240 V 50/60 Hz
- 0.50 L Capacity
- S/S Concealed Heating Element
- Automatic Boiling Shut Off
- Boil Dry Protection
- Pilot Lamp
- Hinge Lid
- Accessories : 2 Cups



JOPWQ20
ELECTRIC KETTLE

- 1850 W 220-240 V 50/60 Hz
- High Grade Stainless Steel Body
- Safety Boil Dry Protection
- Low Electrical Consumption
- Cordless for Convenient Use
- Foldable Handle
- Concealed Stainless Steel Heating Element
- 360 Degree Rotational Base



GS 1000
GARMENT STEAMER

- 1000 W 220-240 V 50/60 Hz
- Detachable Water Tank Wide Slot for Water Filling
- Automatic Continuous Steam Supply Through Electric Pump Up to 17g/min
- Water Tank Capacity 260ml up to 15 minutes of Continuous Steaming without Water Refilling
- Brush Attachment

GS 1700

GARMENT STEAMER

- 1580 W 220-240 V 50/60 Hz
- Water Tank Capacity 1.5 L
- Ready to work in 45 Seconds
- Adjustable Steam Flow up to 40g/min
- 6 Variable Steam Levels for Different Fabrics
- Steam Pressure : 1 Bar
- Constant Vertical Steam
- Suitable for All Types of Fabrics
- High Temperature: 98°C



GS 1500
GARMENT STEAMER

- 1600 W 220-240 V 50/60 Hz
- Water Tank Capacity 2.1 L
- Two Gears for Various Textiles
- Coagulation Proof Hook Design for Brush
- Extendable Aluminum Hook
- Water Wash Valve
- Automatic Water Supply
- Leakage Proof Valve
- Anti-slippery Foot Wheel



GS 1600

GARMENT STEAMER

- Ready to work in 45 Seconds
- Adjustable Steam Flow up to 40g/min
- 6 Variable Steam Levels for Different Fabrics
- Steam Pressure : 1 Bar
- Constant Vertical Steam
- Suitable for All types of Fabrics
- High Temperature : 980C
- Water Tank : 1400 ml



GS 1800

GARMENT STEAMER

- 1950 W 220-240 V 50/60 Hz
- Ready to work in 38 Seconds
- Adjustable Steam Flow up to 40g/min
- 6 Variable Steam Levels for Different Fabrics
- Steam Pressure : 1 Bar
- Constant Vertical Steam
- Suitable for All types of Fabrics
- High Temperature : 980C
- Water Tank : 1600 ml

F10

CEILING FAN

- Power - 75 W
- 220 - 240 Volts AC ~ 50 Hz
- Sweep - 1200 mm
- Double Ball Bearing
- Durable & Safety Design
- 100% Copper Motor



FN 30

BOX FAN

- 40 W 220-240 V 50/60 Hz
- 12" Box Fan
- 1 Hour Timer
- Whisper Quiet & Self Lubricating Motor
- 3 Speed Control
- Louver Driven by Synchronous Motor

FN40

TABLE FAN


- 60W±5%, 220 - 240 V, AC ~ 50 Hz
- Sweep - 400 mm
- RPM : 1300±5%
- Jerk Free Oscillation
- Powerful Motor with Extra Torque
- Excellent Air Delivery
- Rigid Guard
- Single-Piece Blade for "0" Defect Angle
- 3 Speed Control
- Low Power Consumption



FN45

WALL FAN

- 60W±5%, 220-240 V, AC~50 Hz
- Sweep - 400 mm
- RPM : 1300±5%
- Jerk Free Oscillation
- Powerful Motor with Extra Torque
- Excellent Air Delivery
- Rigid Guard
- Single-Piece Blade for "0" Defect Angle
- 3 Speed Control
- Low Power Consumption



FN55

PEDESTAL FAN

- 60W±5%, 220-240 V, AC~50 Hz
- Sweep - 400 mm
- RPM : 1300±5%
- Jerk Free Oscillation
- Powerful Motor with Extra Torque
- Rigid Guard
- Single-Piece Blade for "0" Defect Angle
- Low Power Consumption

FN60

16" FLOOR FAN-REMOTE

- 60 W 220-240 V 50/60 Hz
- 16" Floor Fan
- Up to 7.5 Hours Timer
- Whisper Quiet & Self Lubricating Motor
- 3 Speed Control
- Free Neck Device for Easy Vertical Adjustment
- Wide Sweep Oscillation
- Non-Scratching Footpads
- Positive-Locking Safety Grill
- Detachable Fan Base





IB 24

IRONING BOARD

- Size : 38x113 cm
- Made in Turkey
- Tube frame construction
- Single wishbone legs
- Iron or Ironing Station
- Ergonomic support for Iron
- Finest cover/pad set
- Extra Strong for Ironing Stations
- Convenient and Safety Iron Rest
- Metal Mesh Top
- Fitted Nose



IB 25

IRONING BOARD

- Size : 38x120 cm
- Made in Turkey
- Tube frame construction
- Single wishbone legs
- Iron or Ironing Station
- Ergonomic support for Iron
- Finest cover/pad set
- Extra Strong for Ironing Stations
- Convenient and Safety Iron Rest
- Metal Mesh Top
- Fitted Nose

IB 28

IRONING BOARD

- Size : 41x125 cm
- Made in Turkey
- Tube frame construction
- Single wishbone legs
- Iron or Ironing Station
- Ergonomic support for Iron
- Finest cover/pad set
- Extra Strong for Ironing Stations
- Convenient and Safety Iron Rest
- Metal Mesh Top
- Fitted Nose



CD 111

EXPANDABLE CLOTH DRYING STAND

- Quality with Modern Life Style
- Save your space
- Foldable
- Convenient storage



CD 112

EXPANDABLE CLOTH DRYING STAND

- Quality with Modern Life Style
- Save your space
- Foldable
- Convenient storage with Clip Folder

CD 113

EXPANDABLE CLOTH DRYING STAND

- Quality with Modern Life Style
- Save your space
- Foldable
- Convenient storage with Clip Folder





OTS 360 12" TROLLEY SPEAKER

- 12" Bass & 1" Tweeter with Good Sound
- 25000 W PMPO
- Support USB/TF Card input
- FM Radio Function
- BT Function
- Remote Control included
- One Wireless Microphone included
- Mic input and AUX input
- Colourful LED Light on Speaker
- Built-in Lead Acid Battery 7.4 V/1800mAh
- Output Power 30W
- Frequency 100Hz - 20KHz
- S/N Ratio: ≥ 75 dB
- Voltage Input AC 110-240V 50/60Hz
- Voltage Output DC 9V

OTS 18

8" TROLLEY SPEAKER

- 8" Bass & 1" Tweeter with Good Sound
- 20000 W PMPO
- Support USB/TF Card input
- FM Radio Function
- BT Function
- Remote Control included
- One Wireless Microphone included
- Mic input and AUX input
- Colourful LED Light on Speaker
- Built-in Lead Acid Battery 7.4 V/1800mAh
- Output Power 20W
- Frequency 100Hz - 20KHz
- S/N Ratio: ≥ 75 dB
- Voltage Input AC 110-240V 50/60Hz
- Voltage Output DC 9V



OTS 10 8" TROLLEY SPEAKER

- 8" Bass & 1" Tweeter with Good Sound
- 15000 W PMPO
- Support USB/TF Card input
- FM Radio Function
- BT Function
- Remote Control included
- One wired Microphone included
- Mic input and AUX input
- Colourful LED Light on Speaker
- Built-in Lead Acid Battery 3.7 V/1800mAh
- Output Power 13W
- Frequency 100Hz - 20KHz
- S/N Ratio: ≥ 75 dB
- Voltage Input AC 110-240V 50/60Hz
- Voltage Output DC 5V



BS1040

BLUETOOTH SPEAKER

- AD2P Bluetooth
- FM/ USB/ SD card/ Call support.
- Play Time 5 to 8 Hours,
- SD /TF Maximum Support 32 GB.
- BT Module : JL V2.1 Stereo
- Power supply: 5W.
- BATTERY capacity: Lithium 3.7 V / 2000mAh.
- 10 Mtr. Operating Range
- Horn Size : 2" (58.8 mm)
- Subwoofer size 4" (101.6mm)
- Horn Output : 3W x 2, 4 Ω
- Subwoofer Output :5W, 4 Ω

BS2025

BLUETOOTH SPEAKER

- AD2P Bluetooth
- Power output: 5W.
- Frequency Response: 70HZ-18k.
- Transmission Distance: 10M.
- Version: 2.1+edr. USB
- Voltage: dc 5V.
- BATTERY capacity: 1200MA.



BS21L

BLUETOOTH SPEAKER

- AD2P Bluetooth
- FM radio and SD card support.
- Play time 5 to 8 Hours
- SD /TF Maximum Support 32 GB. BT
- Module : JL V2.1 Stereo
- Power output: 5W.
- Frequency Response: 70HZ-18k.
- Transmission Distance: 10M.
- Version: 2.1+edr. USB
- Voltage: dc 5V.
- BATTERY capacity: 1200MA.



BS28S

BLUETOOTH SPEAKER

- AD2P Bluetooth
- Power out put: 5W.
- Frequency Response: 70HZ-18k.
- Transmission Distance: 10M.
- Version: 2.1+edr. USB
- Voltage: dc 5V.
- BATTERY capacity: 1200MA.



BSK3

BLUETOOTH SPEAKER

AD2P Bluetooth
 FM radio and SD card support.
 Play time 5 to 8 Hours
 SD /TF Maximum Support 32 GB
 BT Module : JL V2.1 Stereo
 Power output: 5W.
 Frequency Response: 70HZ-18k.
 Transmission Distance: 10M.
 Version: 2.1+edr. USB
 Voltage: dc 5V.
 BATTERY capacity: 1200MA.



OMS19

MULTIMEDIA SPEAKER

1500W P.M.P.O,
 2.1 Hifi Sub-Woofer Speaker.
 4" Super Sub-Woofer.
 Volume Control.
 FM Radio.
 Bluetooth Function.
 USB/SD Card Reader.
 Full Function Remote Control.
 Out Put Power: 15w+5wx 2.
 Intelligently Select Mp3 Number Keys



OMS21

MULTIMEDIA SPEAKER

1500W P.M.P.O,
 2.1 Hifi Sub-Woofer Speaker.
 3" Super Sub-Woofer.
 Volume Control.
 FM Radio
 Bluetooth Function
 USB / SD Card Reader
 Full Function Remote Control
 Out Put Power: 10W+5W x 2.
 Intelligently Select Mp3 Number Keys

OMS2142

MULTIMEDIA SPEAKER

6500W P.M.P.O,
 2.1 Hifi Sub-Woofer Speaker.
 5.25" Super Sub-Woofer.
 Volume Control.
 FM Radio.
 Bluetooth Function.
 USB/SD Card Reader.
 Full Function Remote Control.
 Out Put Power: 30w+15Wx2.
 Intelligently Select Mp3 Number Keys



OMS2162

MULTIMEDIA SPEAKER

- 6500W P.M.P.O,
- 2.1 Hifi Sub-Woofer Speaker.
- 6.5" Super Sub-Woofer.
- Volume Control.
- FM Radio.
- Bluetooth Function.
- USB/SD Card Reader.
- Full Function Remote Control.
- Out Put Power: 30w+15Wx2.
- Intelligently Select MP3 Number Keys



PB8

POWER BANK 8000 mAh

- Contrast Colour Design, Beautiful & Fashion
- Large Capacity, Small Size,
- Pocket Design is easy to carry.
- The Power Bank Capacity is 8000 mAh,
- it can charge iPhone 6 3 times
- The Power Bank after 500 Charges,
- it will hold 80% of its original Juice
- Multiple protection system to protect
- the mobile phone, the use of rest of assured
- This Power Bank is compatible with
- the majority of modern smart phones

PB13

POWER BANK 13000 mAh

- Matte feel, fashion appearance
- This power bank use 2.0 A input fast charging
- technology, its own charging only about 6.5 hours
- Large Capacity, Long distance travel without worry.
- The Power Bank Capacity is 13000 mAh,
- it can charge iPhone6 - 4.3 times
- The Power Bank after 500 Charges,
- it will hold 80% of its original Juice
- Multiple protection system to protect the mobile phone,
- the use of rest of assured
- This Power Bank is compatible with
- the majority of modern smart phones



RL3T

RECHARGEABLE LED LANTERN

220 – 240 V. 50/60 Hz
48 Nos super bright SMD LED
with SOLAR & USB Jack
60 hours (20 nos LED) 20Hours (100nos LED),
Charging time 16-20 Hours (approx),
Light turns on automatically when AC power fails
(when light is plugged and switched on)
Built in 6V 4AH sealed lead acid Rechargeable battery
Can be charged with AC power



RL60

RECHARGEABLE LED LANTERN

220 – 240 V. 50/60 Hz
60 nos LED 0.1W Hi power LED Light,
USB jack for mobile charge,
13.5 Hours for low Bright,
7 Hours for High bright,
DC 9V Solar Panel,
Charging time 20-24 Hours.
Battery 6 V 4.5 Ah Sealed Lead Acid
Provides 3600 Light distribution

RI100

RECHARGEABLE LED LANTERN

220 – 240 V. 50/60 Hz
100Nos super bright SMD LED,
USB Jack,
DC 9volt input,
60 hours (20 nos LED) 20Hours (100nos LED),
Charging time 16-20 Hours (approx.)
Light turns on automatically when AC power fails
(when light is plugged and switched on),
Built in 6V 4AH sealed lead acid rechargeable battery,
Can be charged with AC power



7003
SKIMMER



7048
3 in 1 GRATER



7008
SLOTTED TURNER



7007
SERVING SPOON



7006
WHISK



7051
STRAINER



7052
STRAINER



7025
BOTTLE
OPENER



7070
Y-SHAPED
PEELER



7061
ICE CREAM
SCOOP



7001
SOUP
LADLE



7005
STRAINING
SPOON



7106
RICE LADLE



7054
APPLE CORER /
PEELER



7069
PEELER



7024
BOTTLE & CAN
OPENER



7034
KNIFE
SHARPENER



7103
SWIVEL PEELER



8012
MULTI PURPOSE
SCISSORS



8015
KITCHEN
SCISSORS



7002
FORK



7004
MASHER



7060
GARLIC PRESS



7030
ROUND
PASTRY BRUSH



7067
PIZZA CUTTER
+ SERVER



7057
PIZZA
CUTTER



7060
CAN
OPENER



7058
FRUIT
BALLER



7136
TONGS



7065
TONGS



7015
NYLON
STRAINING SPOON



7125
NYLON
RICE LADLE



7013
NYLON
SKIMMER



7012
NYLON TURNER



7011
NYLON LADLE



7115
NYLON SOLID TURNER



7017
NYLON WHISK



7126
SPAGHETTI SERVER



7100
EGG CUTTER &
PIERCER



7134
EGG CUTTER



7064
EGG SLICER



7097
APPLE CUTTER



7046
S/S ICE CREAM
SCOOP



7098
S/S ICE CREAM
SCOOP



7074
CHROME
LEMON & LIME SQUEEZER



7021
CORK SCREW



7044
MEASURING SPOON SET



8001

PARING KNIFE



8004

UTILITY KNIFE



8005

FILLET KNIFE



8006

BREAD KNIFE



8007

SLICING KNIFE



8008

8" CHEF KNIFE



8009

7" CHEF KNIFE



8010

CARVING KNIFE



8024

KNIFE SHARPNER



8024
CHOPPING KNIFE



8301
4" PARING KNIFE



8302
5" UTILITY KNIFE



8303
6" FILLET KNIFE



8305
8" SLICER KNIFE



8306
CHEF KNIFE



8506
8" FILLET KNIFE





DIAMOND

- Best Suited for Under the Sink
- Purification by RO + UV + UF + TASTE Control
- High Purification Capacity
- Elegant Design & Transparent Cover
- 9+ Stage Purification

PEARL

- RO Water Purification system
- Design to Fit Under The Sink
- Enhanced Booster Pump
- Enhanced Protection
- High Storage Capacity





RUBY

- Hot & Cold Water Purifier
- Ultra Purification Technology
- High Capacity Storage Tank
- Elegant Design with 2 Outlets
- Multi Stage Purification

OPEL

- Whole Villa
- Swimming Pool
- High Rise Bulding
- Distilled Water For Hospitals
- Educational Institutions
- Resorts, Hotels, Restaurants
- Farm House, etc





IM 100
ICE MAKER

- Produce 12Kg (26lbs) Ice Cube Per Day
- Ice Basket Capacity : 0.7Kg (1.5lbs)
- Inside Reservoir : 2.2L (0.58gal)
- Compressor Cooling
- Ice Shape : Bullet
- Add Water & Ice Full Light Indicator
- Small & Large Ice Cube Size Slect
- Operating Cycle : 6-13 Min
- Refrigerant: R600a

IM 200
ICE MAKER

- Produce 12Kg (26lbs) Ice Cube Per Day
- Ice Basket Capacity : 0.6Kg (1.4lbs)
- Inside Reservoir : 2.0L
- Compressor Cooling
- Ice Shape : Bullet
- Add Water & Ice Full Light Indicator
- Small & Large Ice Cube Size Slect
- Operating Cycle : 6-13 Min
- Refrigerant: R600a
- Stainless steel housing



IM 300
ICE MAKER

- Produce 12Kg (26lbs) Ice Cube Per Day
- Ice Basket Capacity : 0.6Kg (1.3lbs)
- Compressor Cooling
- Ice Shape : Bullet
- Add Water & Ice Full Light Indicator
- Operating Cycle : 6-13 MIN





IM 600
ICE MAKER

- Produce 20Kg Ice Cube Per Day
- Ice Basket Capacity :1.1Kg (2.4lbs)
- Compressor Cooling
- Ice Shape : Square LCD Display
- Add Water & Ice Full Light Indicator
- Operating Cycle : 15-25 Min
- Stainless steel housing
- Refrigerant: R290

IM 700

ICE MAKER

- Produce 20Kg Ice Cube Per Day
- Ice Basket Capacity :1.1Kg (2.4lbs)
- Compressor Cooling
- Ice Shape : Square LCD Display
- Add Water & Ice Full Light Indicator
- Small & Large Ice Cube Size Slect
- Operating Cycle : 6-12 Min
- Refrigerant: R290
- Black top+stainless steel housing



**CM 1000****COFFEE MAKER**

- 1000 W 220-240 V 50/60 Hz
- Capacity : 1.5 L (10 Cup)
- With Removable Funnel And The Funnel is Moved Upwards
- With Permanent Nylon Filter
- Both The Funnel And Filter are with Handle for Convenient Using
- Plastic Body With Stainless Steel Decoration
- Anti-drip Feature
- With Water Gauge on the water tank
- With Anti-drip Feet

**TM 1000****TEA MAKER**

- 550-650 W 220-240 V 50/60 Hz
- 1.0 L Tea Coffee Maker
- Unique Design
- Glass Cup with Warm function
- Permanent Filter
- ON/OFF Switch with Indicator Light
- Over Heat and Dry Boil Protection

**CM 200****ESPRESSO MAKER**

- Water capacity: 100ml max
- Input and eject capsule manually
- Easy to operate
- Look stylish
- Compatible with :
Nespresso system
- Can develop other brewing system
According to Client needs.
- Electric system with 5V input

CM 2000

COFFEE MACHINE

- 1450W 220-240V 50/60Hz
- Water capacity: 0.6L
- Transparent removable water tank
- 19 bar pump
- ON/OFF main switch
- Indication when ready to brew
- Can manually stop or auto stop
- Patented brewing group & design
- Stand by for 15 minutes
- Compatible with different system :
- Nespresso Compatible Capsules,
- Dolce-Gusto Capsules,
- Coffee powder, Coffee pod.



CM 3000

COFFEE MACHINE

- 1450W 220-240V 50/60Hz
- Water capacity: 0.6L
- Transparent removable water tank
- 19 bar pump
- ON/OFF main switch
- Indication when ready to brew
- Can manually stop or auto stop
- Patented brewing group & design
- Stand by for 15 minutes
- Compatible with different system :
- Nespresso Compatible Capsules,
- Dolce-Gusto Capsules,
- Coffee powder, Coffee pod.

CM 4000

COFFEE MACHINE

- 1200W 220-240V 50/60Hz on/off switch
- Water capacity: 0.8L,
- Alarming when water tank is empty
- Removable water tank with easy refill lid
- 19 bar pump, switzerland flow meter
- buttons for short, long and light espresso
- pre-brew function(default)
- adjustable dispenser for various cup(80mm-107mm)
- capsule bin with max accommodation of 10 used capsules
- alarm when water tank is empty
- drip tray full of water indication
- capsule auto ejection system
- coffee volume adjustable
- stand by for 30 minutes
- indication when drip tray is full of water
- brewing interruption when handle is opened





WD 60

3 IN 1 TABLE TOP WATER DISPENSER

- Long Life Shock Proof ABS Body,
- Easy Removable Drip Tray, Safety Protection
- For Low Water, SS Cold & Hot Tank,
- High Efficiency Compressor Cooling,
- Hot / Cold Tank Capacity-1 Ltr/ 3.2 Ltrs
- Heating /Cooling Power-500 W / 80W,
- Hot Water Temperature- 5L / Hr (90°C±5°C),
- Cold Water Temperature-3L / Hr (9°C±2°C)
- Safety Child Lock



WD 70

3 IN 1 WATER DISPENSER

- Long Life Shock Proof ABS Body
- LED Light For Hot & Cold Water
- Easy Removable Drip Tray
- Safety Protection For Low Water
- Stainless Steel Cold & Hot Tank
- High Efficiency Compressor Cooling
- Hot / Cold Tank Capacity-1 Ltr/3.2 Ltrs
- Heating /Cooling Power-500 W / 80W
- Hot Water Temperature- 5L / Hr (90°C±5°C)
- Cold Water Temperature-3L / Hr (9°C±2°C)
- Safety Child Lock



WD 80

3 IN 1 WATER DISPENSER

- Long Life Shock Proof ABS Body
- LED Light For Hot & Cold Water
- Easy Removable Drip Tray
- Safety Protection For Low Water
- Stainless Steel Cold & Hot Tank
- High Efficiency Compressor Cooling
- Hot / Cold Tank Capacity-1 Ltr/3.2 Ltrs
- Heating /Cooling Power-500 W / 80W
- Hot Water Temperature- 5L / Hr (90°C±5°C)
- Cold Water Temperature-3L / Hr (9°C±2°C)
- Safety Child Lock



WD 100

WATER DISPENSER 2 IN 1

- Long Life Shock Proof ABS Body
- LED Light For Hot & Cold Water,
- Easy Removable Drip Tray
- Safety Protection For Low Water,
- Stainless Steel Cold & Hot Tank,
- High Efficiency Compressor Cooling,
- Hot / Cold Tank Capacity-1 Ltr/ 3.2 Ltrs,
- Heating /Cooling Power-500 W / 80W
- Hot Water Temperature- 5L / Hr (90°C±5°C)
- Cold Water Temperature-3L / Hr (9°C±2°C)
- Safety Child Lock



EC 1200

ELECTRIC COOKER

- 1500W 220-240V 50/60Hz
- Capacity 12 Litre with stainless steel body
- 7 Automatic cooking modes with 3 cooking textures
- One-touch panel with LCD display for quick and easy usage
- Keep warm function ensures that food is always ready to be served
- Overheat protection function available
- Large heating element and delay timer for quick and automatic cooking
- Non-stick aluminum inner pot for easy cleaning
- Removable top lid which closed tight during cooking
- Measuring cup and scoop included
- Safe and easy to operate
- Working Pressure:0-70kPa
- Holding temperature:60-80°C

EC 800

ELECTRIC COOKER

- 1300W 220-240V 50/60Hz
- Capacity 8 Litre with stainless steel body
- 7 Automatic cooking modes with 3 cooking textures
- One-touch panel with LCD display for quick and easy usage
- Keep warm function ensures that food is always ready to be served
- Overheat protection function available
- Large heating element and delay timer for quick and automatic cooking
- Non-stick aluminum inner pot for easy cleaning
- Removable top lid which closed tight during cooking
- Measuring cup and scoop included
- Safe and easy to operate
- Working Pressure:0-70kPa
- Holding temperature:60-80°C



EC 600

ELECTRIC COOKER

- 1000W 220-240V 50/60Hz
- Capacity 6 Litre with stainless steel body
- 7 Automatic cooking modes with 3 cooking textures
- One-touch panel with LCD display for quick and easy usage
- Keep warm function ensures that food is always ready to be served
- Overheat protection function available
- Large heating element and delay timer for quick and automatic cooking
- Non-stick aluminum inner pot for easy cleaning
- Removable top lid which closed tight during cooking
- Measuring cup and scoop included
- Safe and easy to operate
- Working Pressure:0-70kPa
- Holding temperature:60-80°C



FN 50**RECHARGEABLE TABLE FAN**

- 12" Rechargeable Oscillating Fan
- 6 pcs LED Night Light
- AC/DC operation
- USB Jack for Charging
- Metal Grill
- Input voltage : AC 220-240V 50/60Hz
- Battery: 6V 7Ah Lead Acid Battery
- Charging Time: 8-10 hours
- Working Time : 3 hours for high speed
10 hours for low speed

**FN 70****RECHARGEABLE TABLE FAN**

- 16" Rechargeable Oscillating Fan
- 6 pcs LED Night Light
- 9 Speed Choice
- AC/DC operation
- USB Jack for Charging
- 0.5 hours timer
- Metal Grill
- Input voltage : AC 110-240V 50/60Hz
- Switching mode power supply
- Battery: 6V 7Ah Lead Acid Battery
- Charging Time: 8-10 hours
- Fan operating Time : 3-20 hours



AF 1200

AIR FRYER

- 1500 W 220-240 V 50/60 Hz
- Perfect for Healthy Cooking
- Quickly and Efficiently Fries Food with Little or No Oil
- Adjustable Temperature Control up to 200°C
- Allows to Cook a Variety of Food
- 60 Minutes Timer with Ready Sign and Automatic Power Off
- Dishwasher-safe Basket for a Quick and Easy Clean Up
- Great Tasting Fries with up to 80% Less Fat Compared to a Deep Fryer

AF 1500

AIR FRYER

- 1425 W 220-240 V 50/60 Hz
- Enjoy Fried Food with Little or No Oil
- Keeps All the Taste without All the Calories in Fried Food
- Filter for Filtrating Smoke and Smell
- Non-stick Inner Pot and Stainless Steel Food Basket, Easy to Clean
- Over-heat Protection
- Cool-touch Housing and Handle
- Automatic Switch Off When Pulling Out Food Basket



AF 1800

AIR FRYER

- 1700 W 220-240 V 50/60 Hz
- Oil-and Fat-free air fryer
- 7 Program for frying + variable time program + variable temperature program
- Low emission of energy-saving time
- Cool touch handle
- Capacity: approx 3.5L
- LED display
- Sensor touch control panel
- Removable container non-stick coated with safety switch
- Continuously adjustable thermostat (80-200°C)
- Overheating Protection

AF 2000 AIR FRYER

- 1700 W 220-240 V 50/60 Hz
- Oil-and Fat-free air fryer
- Stainless steel front
- 8 program for frying+variable time program
- +variable temperature program
- Low emission of energy-saving time
- Cool touch handle
- Capacity: approx 5.5L
- LED display
- Sensor touch control panel
- Removable container non-stick coated with safety switch
- Continuously adjustable thermostat (80-200°C)
- Overheating Protection



MT 1000 MEAT MINCER

- Powerful 1200W
- Copper Motor
- Medium Mince Grid
- Reduced Noise Operation
- On/Off Switch
- Forward & Reverse Functions
- Feeding Tray with Large Aluminium Tube
- Aluminium Feeding Screw & Grinder Head
- Includes Meat Pusher & Sausage Stuffer
- Multiple Accessories
- Stainless Steel Blade
- Non-Slip Feet



OCS 100 2 IN 1 COCONUT SCRAPER & CITRUS JUICER



CM 5000

COFFEE MACHINE

- 1420W, 220-240V, 50/60HZ, Auto shut off
- Single cup brewing system to use k-cups and ground coffee
- Quite brew, slush design
- Button for 6oz, 8oz, 10/12oz, volume programmable
- Patent heater for instant brew
- One touch control panel with illumination
- Removable drip tray
- 45oz Removable water reservoir, BPA free
- Water level in front, Min marks
- Water filter adaptor
- Fit with refillable hostler
- Fit with most standard travel mug



CJ 25

CITRUS JUICER

- 40 W 220-240 V 50/60 Hz
- 1 Ltr Juice Container
- Transparent Dust Cover
- Double Strainers with Pulp Selector
- Ergonomic Design to Provide Comfort While Squeezing

FS 70

MANUAL FRUIT SQUEEZER

- Maintenance Free
- Simple to Use
- Easy Handling
- Fast Cleaning
- Complete Hygienic
- Best use for:
- Mosambi
- Pomegranate
- Orange
- Kino





BM 2000

ARABIC BREAD MAKER

- 2800 W 220-240 V 50/60 Hz
- 16 Inch (40 cm) Pizza and Crepe maker
- Cool-touch Handle
- Power and Ready light indicators
- Automatic temperature control
- Non-stick coating plates
- Metal top/down housing
- Anti-slip rubber foot



BM1000

ARABIC BREAD & PIZZA MAKER

- 1800 W 220-240 V 50/60 Hz
- 12 Inch (30 cm) Pizza and Crepe maker
- Cool-touch Handle
- Power and Ready light indicators
- Automatic temperature control
- Non-stick coating plates
- Metal top/down housing
- Anti-slip rubber foot



HAXXA
I N N O V A T I O N S

Electrify the Future



"Go Green, Go Electric"

HAXXA
I N N O V A T I O N S

ELECTRIC VEHICLES

www.firsteaglegroup.com

Electrify the Future

*We are an electric scooter company that has perfected the veritable cocktail of imagination, innovation and purpose. We strive towards a scooter that is futuristic yet deeply rooted in the good old qualities of what is expected from this wonder vehicle, convenience and access. The design, inspired by **HAXA INNOVATION**, has struck the perfect chord between science and art, classic and contemporary, form and function. And its no secret that our scooters harness power from electricity, thus cutting down the consumption of diesel and petrol and nullifying its imprint on our ecology. Come, join us in this revolution.*

HAXA[®]









INNOVATIONS

ELECTRIC SCOOTER

Sport

BLACK & RED











 60v24ah Lead Acid LITHIUM	<small>CHARGING TIME</small> 6-8 HRS 3-4 HRS	 MILEAGE 60-70 KMS 90-100 KMS	 MAX. LOADING 150 KGS	 PARKING SWITCH
 Front Disc	Rear Drum	 POWERFUL MOTOR 60V 250 W	 Remote Control	 R REVERSE DRIVE OPTION

"Go Green, Go Electric"

HAXA
 INNOVATIONS
 ELECTRIC SCOOTER

Sport
 BLACK



 <p>60v24ah Lead Acid LITHIUM</p>	<p>CHARGING TIME 6-8 HRS 3-4 HRS</p>		<p>MILEAGE 60-70 KMS 90-100 KMS</p>		<p>MAX. LOADING 150 KGS</p>		<p>PARKING SWITCH</p>
	<p>Front Disc Rear Drum</p>		<p>POWERFUL MOTOR 60V 250 W</p>		<p>Remote Control</p>		<p>REVERSE DRIVE OPTION</p>

“Go Green, Go Electric”

HAXA
INNOVATIONS
ELECTRIC SCOOTER

EVOQ+
LAKE BLUE











<p>60v24ah Lead Acid LITHIUM</p>	<p>CHARGING TIME 6-8 HRS 3-4 HRS</p>	<p>MILEAGE 60-70 KMS 90-100 KMS</p>	<p>MAX. LOADING 150 KGS</p>	<p>P PARKING SWITCH</p>
<p>Front Disc Rear Drum</p>	<p>POWERFUL MOTOR 60V 250 W</p>	<p>Remote Control</p>	<p>R REVERSE DRIVE OPTION</p>	

“Go Green, Go Electric”

HAVA
INNOVATIONS
ELECTRIC SCOOTER

EVOQ+
LIGHT COFFEE



	60v24ah	CHARGING TIME		MILEAGE		MAX. LOADING		PARKING SWITCH
	Lead Acid	6-8 HRS		60-70 KMS		150 KGS		
	LITHIUM	3-4 HRS		90-100 KMS				
	Front Disc	Rear Drum		POWERFUL MOTOR		Remote Control		REVERSE DRIVE OPTION
				60V 250 W				

“Go Green, Go Electric”

HAVA
INNOVATIONS
ELECTRIC SCOOTER

EVOQ+
WHITE



<p>60v24ah Lead Acid LITHIUM</p>	<p>CHARGING TIME 6-8 HRS 3-4 HRS</p>	<p>MILEAGE 60-70 KMS 90-100 KMS</p>	<p>MAX. LOADING 150 KGS</p>	<p>P PARKING SWITCH</p>
<p>Front Disc Rear Drum</p>	<p>POWERFUL MOTOR 60V 250 W</p>	<p>Remote Control</p>	<p>R REVERSE DRIVE OPTION</p>	

“Go Green, Go Electric”

HAA
INNOVATIONS
ELECTRIC SCOOTER

EVOQ
LAKE BLUE-CG



<p>60v24ah</p> <p>Lead Acid 6-8 HRS</p> <p>LITHIUM 3-4 HRS</p>	<p>CHARGING TIME</p>	<p>MILEAGE</p> <p>60-70 KMS</p> <p>90-100 KMS</p>	<p>MAX. LOADING</p> <p>150 KGS</p>	<p>P PARKING SWITCH</p>
<p>Front Disc Rear Drum</p>	<p>POWERFUL MOTOR</p> <p>60V 250 W</p>	<p>Remote Control</p>	<p>R REVERSE DRIVE OPTION</p>	

“Go Green, Go Electric”

HAXXA
 INNOVATIONS
 ELECTRIC SCOOTER

RACER
 WHITE



<p>60v24ah Lead Acid LITHIUM</p>	<p>CHARGING TIME 6-8 HRS 3-4 HRS</p>	<p>MILEAGE 60-70 KMS 90-100 KMS</p>	<p>MAX. LOADING 150 KGS</p>	<p>P PARKING SWITCH</p>
<p>Front Disc Rear Drum</p>	<p>POWERFUL MOTOR 60V 250 W</p>	<p>Remote Control</p>	<p>R REVERSE DRIVE OPTION</p>	

“Go Green, Go Electric”

HAXXA
INNOVATIONS
ELECTRIC SCOOTER

RACER
BLUE



60v24ah

CHARGING TIME

Lead Acid

6-8 HRS

LITHIUM

3-4 HRS



MILEAGE

60-70 KMS

90-100 KMS



MAX. LOADING

150 KGS



PARKING

SWITCH



Front

Disc

Rear

Drum



POWERFUL MOTOR

60V 250 W



Remote

Control



REVERSE DRIVE









OPTION

“Go Green, Go Electric”

HAXA
INNOVATIONS
ELECTRIC SCOOTER

RACER
WHITE











 60v24ah	<small>CHARGING TIME</small>	 MILEAGE	 MAX. LOADING	 PARKING SWITCH
Lead Acid	6-8 HRS	60-70 KMS	150 KGS	
LITHIUM	3-4 HRS	90-100 KMS		
 Front Disc	Rear Drum	 POWERFUL MOTOR	 Remote Control	 REVERSE DRIVE OPTION
		60V 250 W		

“Go Green, Go Electric”

HAVA
 INNOVATIONS
 ELECTRIC SCOOTER

RACER
 BLUE











 <p>60v24ah Lead Acid LITHIUM</p>	<p>CHARGING TIME 6-8 HRS 3-4 HRS</p>	 <p>MILEAGE 60-70 KMS 90-100 KMS</p>	 <p>MAX. LOADING 150 KGS</p>	 <p>PARKING SWITCH</p>
 <p>Front Disc Rear Drum</p>	 <p>POWERFUL MOTOR 60V 250 W</p>	 <p>Remote Control</p>	 <p>REVERSE DRIVE OPTION</p>	

“Go Green, Go Electric”

HAVA
INNOVATIONS
ELECTRIC SCOOTER

RACER
MAT BLACK



 <p>60v24ah Lead Acid LITHIUM</p>	<p>CHARGING TIME 6-8 HRS 3-4 HRS</p>	 <p>MILEAGE 60-70 KMS 90-100 KMS</p>	 <p>MAX. LOADING 150 KGS</p>	 <p>PARKING SWITCH</p>
 <p>Front Disc Rear Drum</p>	 <p>POWERFUL MOTOR 60V 250 W</p>	 <p>Remote Control</p>	 <p>REVERSE DRIVE OPTION</p>	










"Go Green, Go Electric"

HAVA
 INNOVATIONS
 ELECTRIC SCOOTER

RACER

MAT RED



<p>60v24ah</p> <p> Lead Acid 6-8 HRS</p> <p>LITHIUM 3-4 HRS</p>	<p>CHARGING TIME</p> <p></p>	<p>MILEAGE</p> <p>60-70 KMS</p> <p>90-100 KMS</p>	<p> MAX. LOADING</p> <p>150 KGS</p>	<p> PARKING SWITCH</p>
<p> Front Disc</p> <p> Rear Drum</p>	<p> POWERFUL MOTOR</p> <p>60V 250 W</p>	<p> Remote Control</p>	<p> REVERSE DRIVE OPTION</p>	

"Go Green, Go Electric"

“Go Green, Go Electric”



MANUFACTURED BY


HAVA
INNOVATIONS

P.O.Box : 38275, Dubai, UAE

www.firsteaglegroup.com

OPTIMA[®]
completes your home.....

HAXA[®]
I N N O V A T I O N S



HAXA INNOVATIONS

Level 23, Boulevard Plaza Tower 2, Downtown Dubai, UAE
2 Kingdom Street, Paddington, W6 2JP, London
E-mail : info@firsteaglegroup.com | www.firsteaglegroup.com

OPTIMA

AUSTRALIA | UNITED KINGDOM | HONG KONG | UAE | KSA | BAHRAIN | INDIA | KUWAIT | OMAN