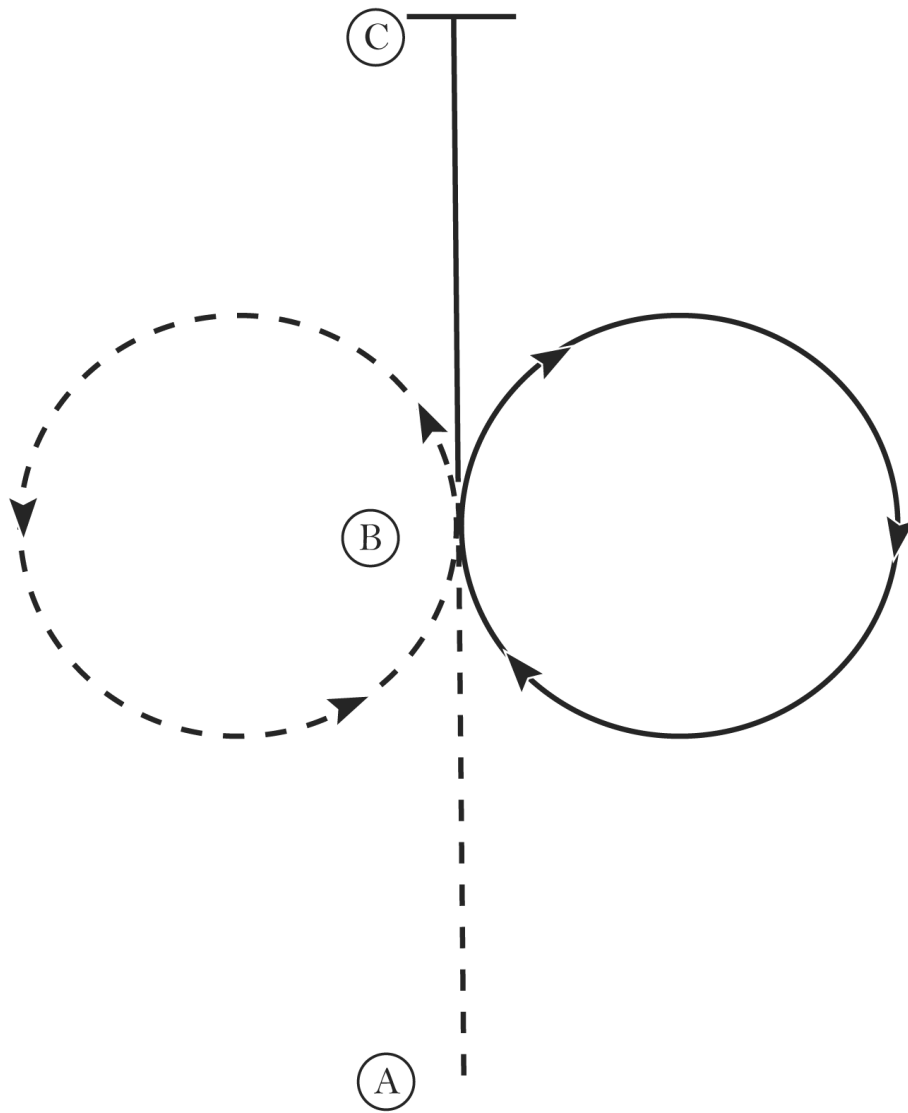


WPtHA May 2024

YA Horse / Pony Bareback Horsemanship 120

Show Date: 05-10-2024

1. Jog A to B
2. At B jog a circle to the left
3. At B lope a circle to the right on the right lead
4. Continue the lope to C
5. At C stop



Walk
Jog	-----
Extended Jog	-----
Lope	—————
Leg Yield	
Lead Change	↘
Back	←←←←← →→→→→
Marker	(B)
Sidepass	←-----→

[WH/1-9]

Pattern Provided by:

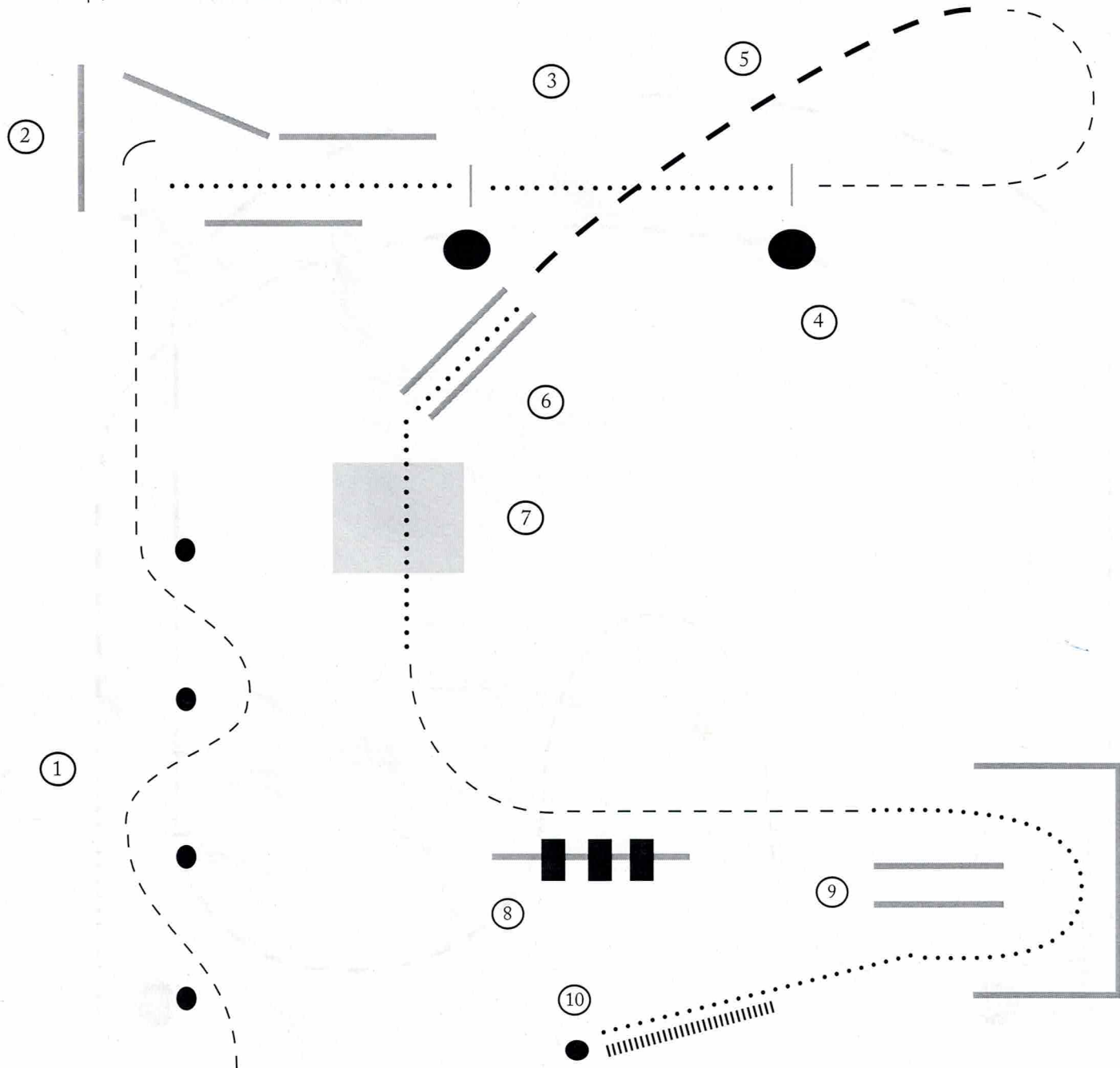
Obstacle Driving

Instructions

1. Trot through deviation serpentine.
2. Trot into chute, execute $\frac{1}{4}$ turn with right wheel stationary. Walk out of chute.
3. Stop at mailbox, pick up one envelope.
4. Walk to mailbox, deposit envelope. Trot around corner.
5. Strong trot to straight and narrow.
6. Walk through straight and narrow (either wheel).
7. Walk over simulated water.
8. Trot along fence line.
9. Walk through U.
10. Stop, back. Walk to exit.

Classes

- 203 - AM Pony
- 204 - AM Mini/B Mini
- 205 - YA Pony
- 206 - YA Mini/B Mini
- 209 - AM Horse
- 210 - YA Horse



Walk

Trot - - -

Strong Trot - -

Back |||||

Course designed by Carson Griggs

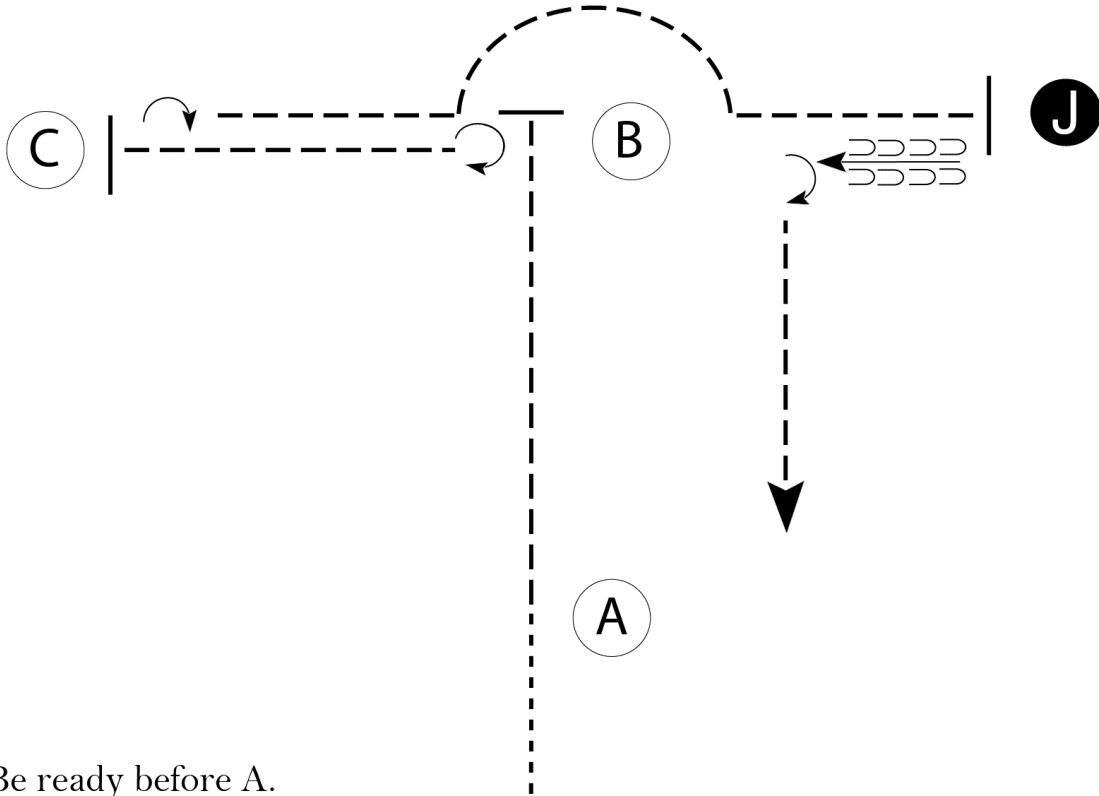
WPtHA May 2024

English Showmanship 144, 145, 146, 147

Show Date: 05-10-2024

w w w . H o r s e S h o w P a t t e r n s . c o m

w w w . H o r s e S h o w P a t t e r n s . c o m



Be ready before A.

1. Walk to A.
2. At A, pick up trot and continue to B.
3. Execute a 270 degree turn and trot to C.
4. Execute a 180 degree turn and trot around B to Judge.
5. Stop. Set up for inspection.
6. When excused, back.
7. Execute a 90 degree turn, exit at a trot.

Follow the instructions of your ring steward.

- Walk -----
- Trot - - - - -
- Back ← [Backward Trot Symbol]
- Marker (B)
- Judge (J)

[MHP/S-7]

Pattern Provided by:

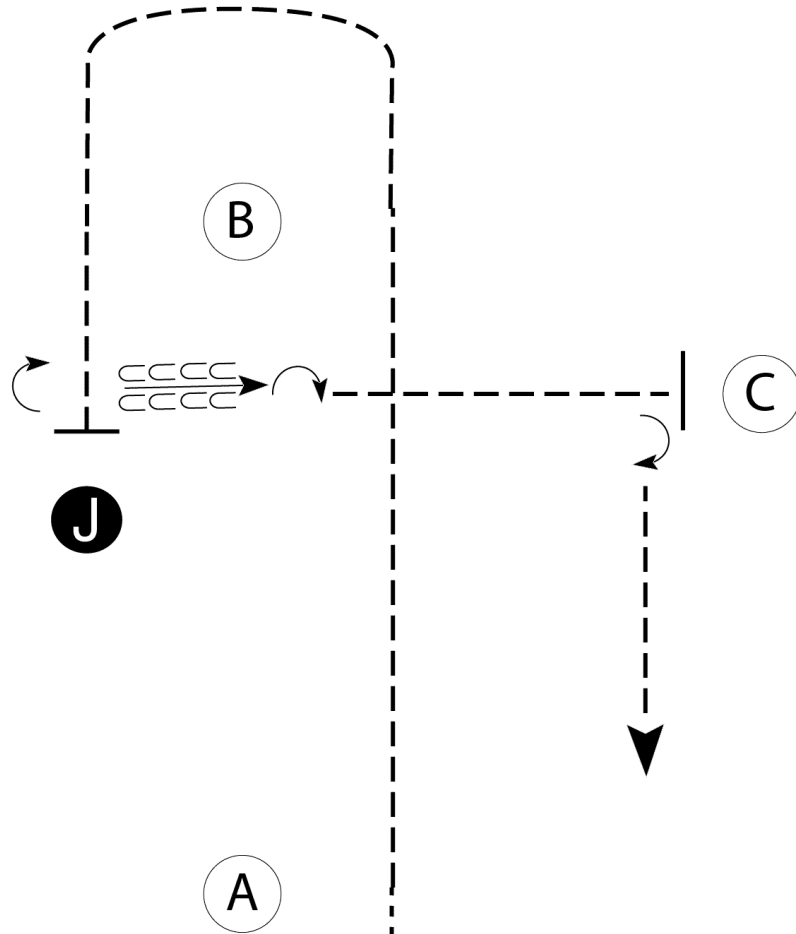
WPtHA May 2024

Western Showmanship 53, 54, 55, 56, 57, 58, 59, 60

Show Date: 05-10-2024

w w w . H o r s e S h o w P a t t e r n s . c o m

w w w . H o r s e S h o w P a t t e r n s . c o m



Be ready before A.

1. Walk to A.
2. At A, trot and proceed around B to Judge.
3. Stop. Set up for inspection.
4. When excused, execute a 90 degree turn. Back.
5. Execute a 180 degree turn. Trot to C.
6. Execute a 90 degree turn.
7. Exit at a trot.

Follow the instructions of your ring steward.

Walk	-----
Trot	- - - - -
Back	← ⊞ ⊞ ⊞
Marker	⊞
Judge	⊚

[MHP/S-8]

Pattern Provided by:

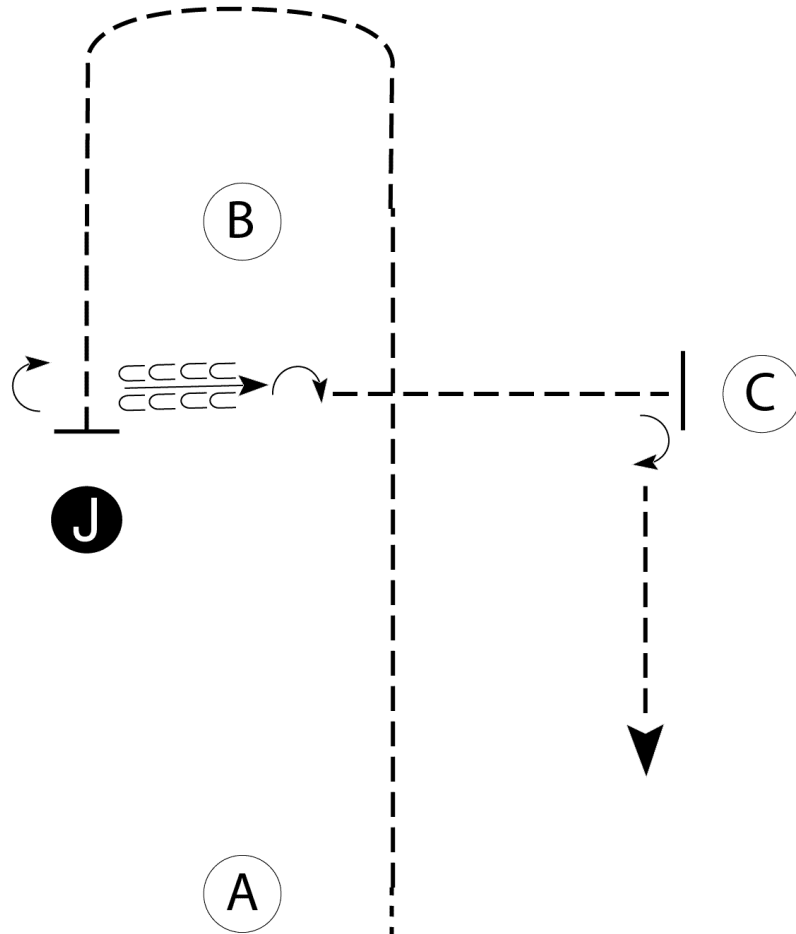
WPtHA May 2024

W/J Western Showmanship 61, 62, 63 (extended walk for trot)

Show Date: 05-10-2024

w w w . H o r s e S h o w P a t t e r n s . c o m

w w w . H o r s e S h o w P a t t e r n s . c o m



Be ready before A.

1. Walk to A.
2. At A, trot and proceed around B to Judge.
3. Stop. Set up for inspection.
4. When excused, execute a 90 degree turn. Back.
5. Execute a 180 degree turn. Trot to C.
6. Execute a 90 degree turn.
7. Exit at a trot.

Follow the instructions of your ring steward.

Walk	-----
Trot	- - - - -
Back	← ⊞ ⊞ ⊞ ⊞
Marker	⊙ B
Judge	● J

[MHP/S-8]

Pattern Provided by:

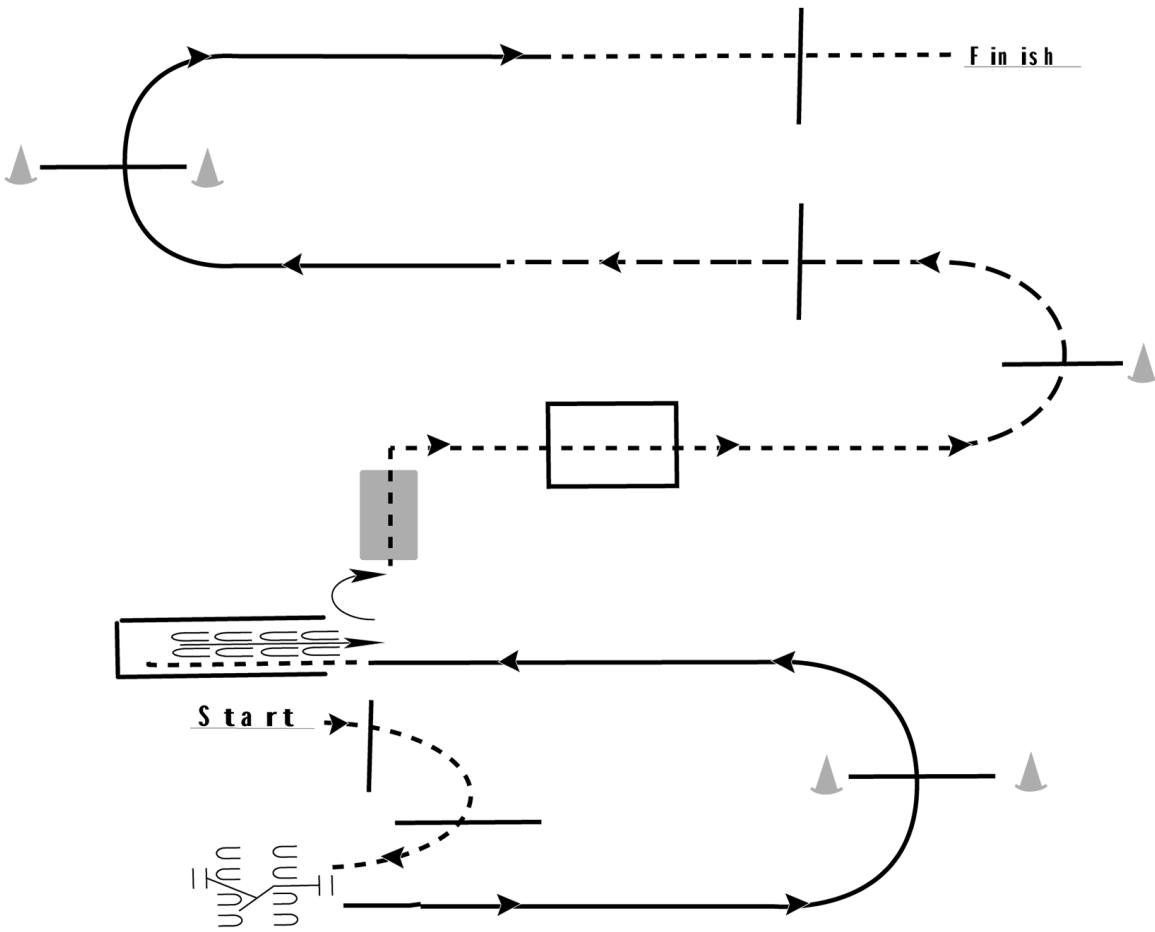
WPtHA May 2024

Trail 22,23,24,25,26,27

Show Date: 05-10-2024

www.HorseShowPatterns.com

www.HorseShowPatterns.com



1. Walk over two poles to gate
2. Work gate with left hand
3. Lope on the left lead over pole
4. Break to a walk and walk into chute
5. Back out of chute
6. Walk over bridge
7. Walk through box
8. Trot over poles
9. Lope on the right lead over pole
10. Break to the walk and walk over final elevated pole to finish

Walk	-----
Jog	- - - - -
Extended Jog	- - - - -
Lope	—————
Leg Yield	
Lead Change	↘
Back	←←←←←
Marker	Ⓚ
Sidepass	←-----←

[T/1-9]

Pattern Provided by:

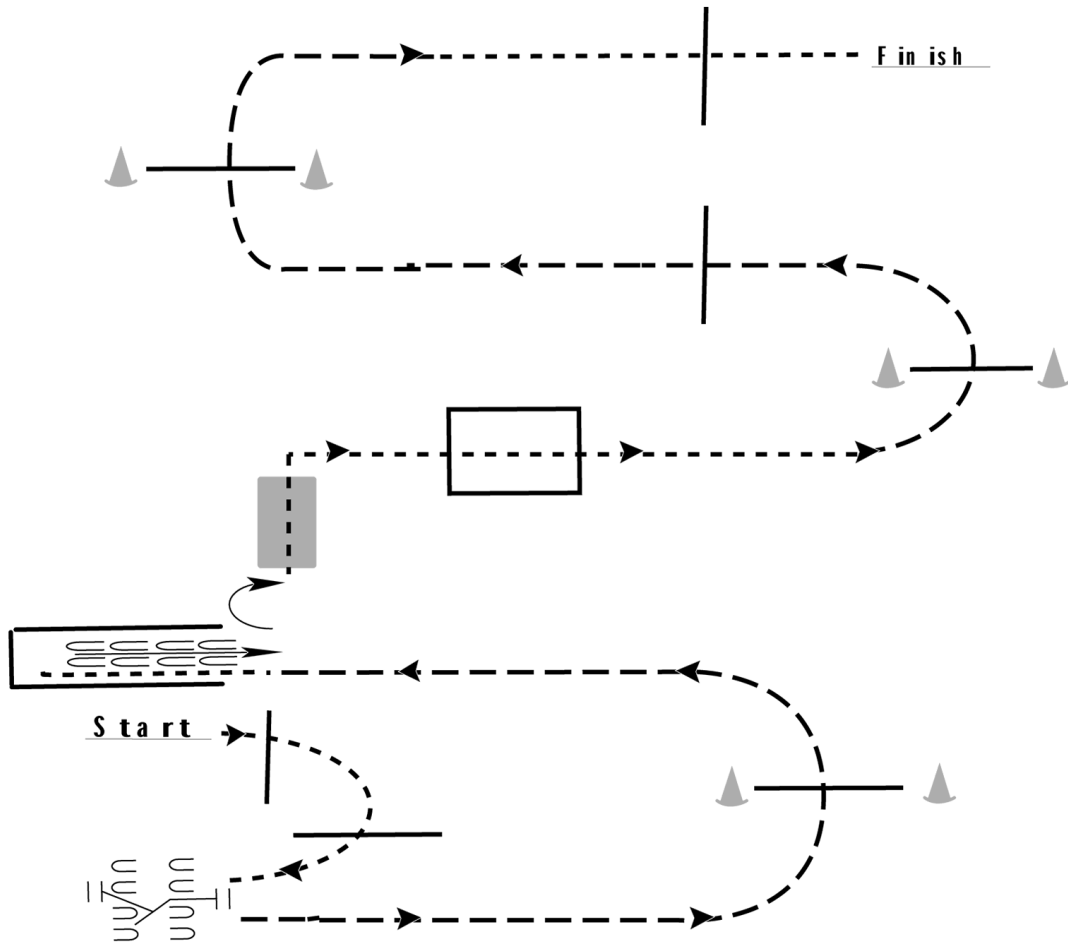
WPtHA May 2024

Trail in Hand 13,14,15,16,17,18,19,20,21,28,29,30

Show Date: 05-10-2024

w w w . H o r s e S h o w P a t t e r n s . c o m

w w w . H o r s e S h o w P a t t e r n s . c o m



1. Walk over two poles to gate
2. Work gate with left hand
3. Trot over pole to chute
4. Walk into chute
5. Back out of chute
6. Walk over bridge
7. Walk through box
8. Trot over poles
9. Break to the walk and walk over final elevated pole to finish

Walk	-----
Jog	-----
Extended Jog	-----
Lope	-----
Leg Yield	
Lead Change	—/—
Back	←←←←
Marker	(B)
Sidepass	←←←←

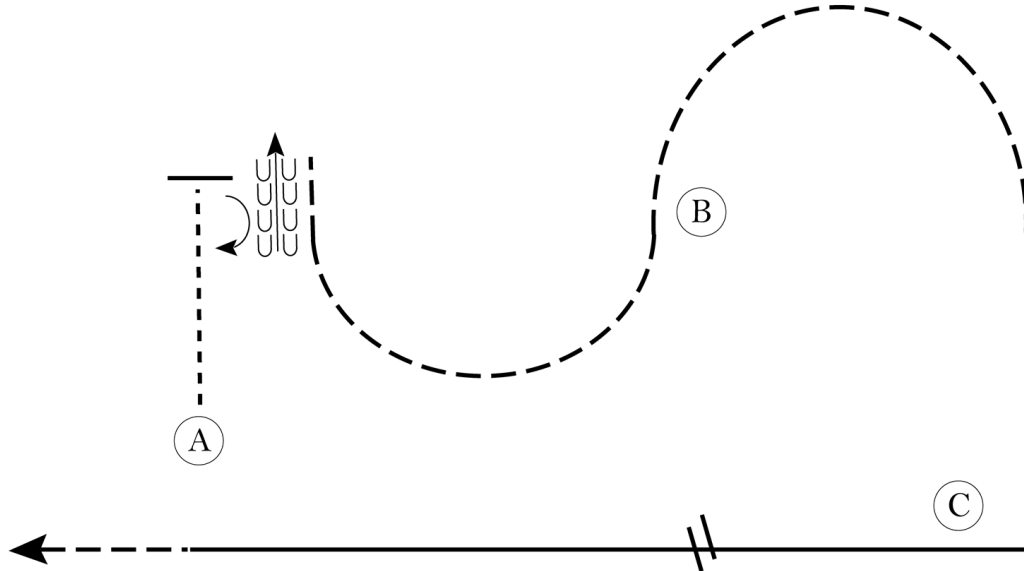
[T/WT-9]

Pattern Provided by:

WPtHA May 2024

English Equitation 180, 181, 182, 183, 184, 185

Show Date: 05-10-2024



Be ready with your horse's tail to A.

1. Walk until even with B.
2. Stop and perform a 180 degree turn on the forehand right.
3. Back approximately one horse length.
4. Rising trot serpentine as shown - change diagonals at B.
5. When even with B, canter right lead around C.
6. When even with B, change leads and canter until even with A.
7. Break to a sitting trot when even with A.

Pattern is over once you have passed A at the trot.

Follow the directions of your ring steward.

Walk	-----
Trot	- - - - -
Extended Trot	— — — —
Canter	—————
Lead Change	
Back	
Marker	
Hand Gallop	—————

[HSE/3-49]

Pattern Provided by:

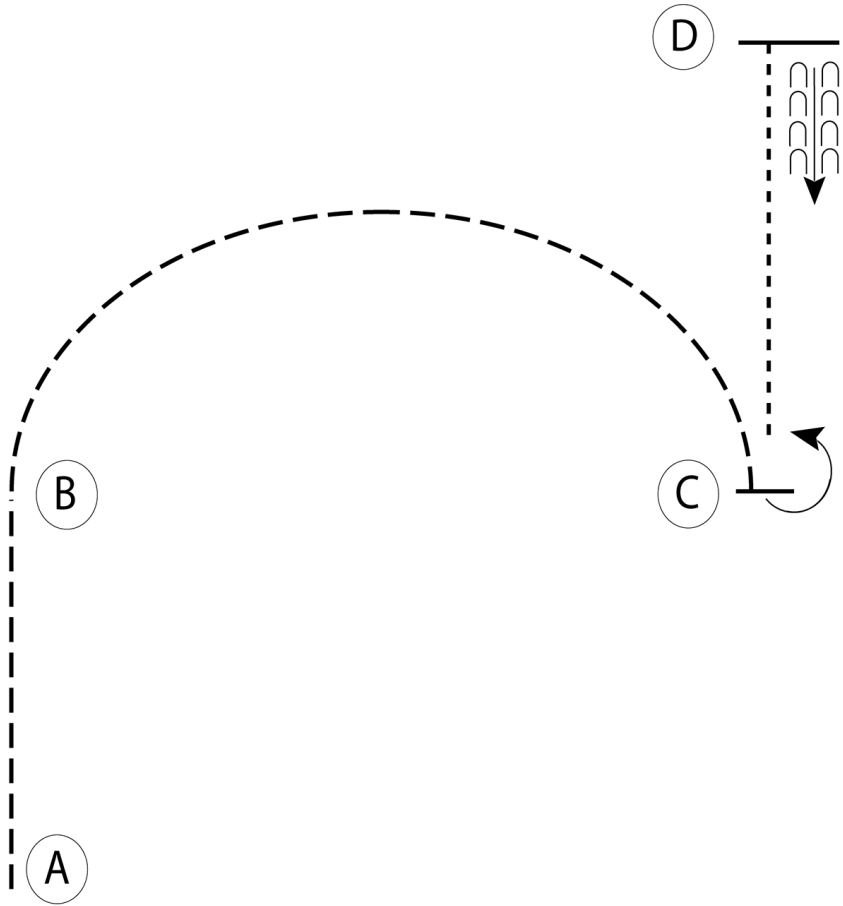
WPtHA May 2024

W/T English Equitation 186, 187, 188

Show Date: 05-10-2024

W W W . H O R S E S H O W P A T T E R N S . C O M

W W W . H O R S E S H O W P A T T E R N S . C O M



Be ready at A.

1. Posting trot on the right diagonal from A to B.
2. Change diagonals at B and posting trot on the left diagonal from B to C.
3. At C stop and perform a 180 degree turn on the forehand to the left.
4. Walk to D.
5. At D, stop and back approximately one horse length.

Follow the instructions of your ring steward.

Walk	-----
Trot	- - - - -
Extended Trot	-----
Canter	-----
Leg Yield	
Lead Change	
Back	← C C C C C
Marker	(B)
Sidepass	← - - - - - →
Hand Gallop	-----

[HSE/WT-31]

Pattern Provided by:

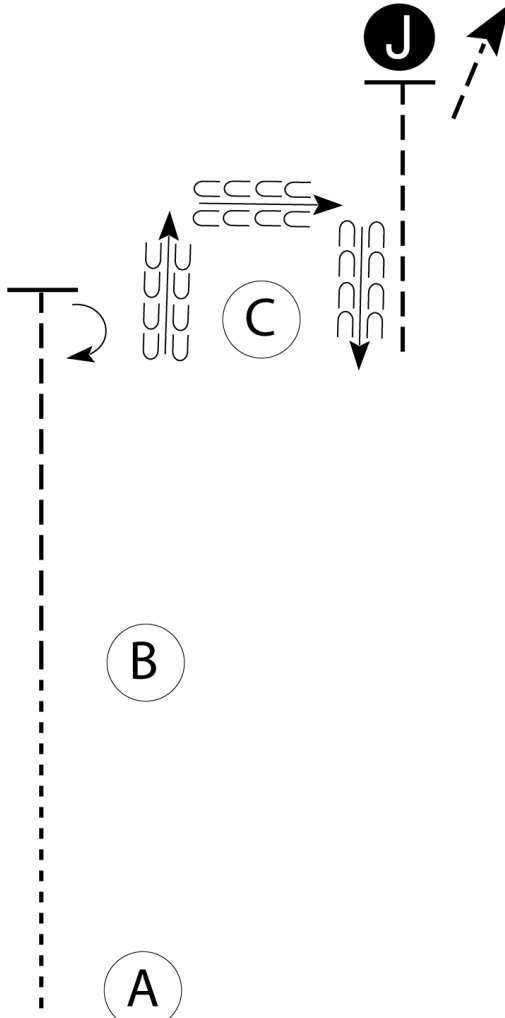
WPtHA May 2024

W/T English Showmanship 152, 153, 154 (extended walk for trot)

Show Date: 05-10-2024

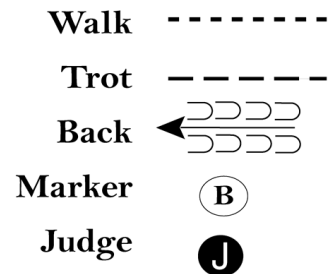
w w w . H o r s e S h o w P a t t e r n s . c o m

w w w . H o r s e S h o w P a t t e r n s . c o m



Be ready at A.

1. Walk A to B.
2. Trot from B until even with C.
3. Perform a 180 degree turn.
4. Back around C.
5. Trot to judge.
6. Stop and set up for inspection.
7. When excused, trot away from judge.



Follow the instructions of your ring steward.

[S/2-40]

Pattern Provided by:

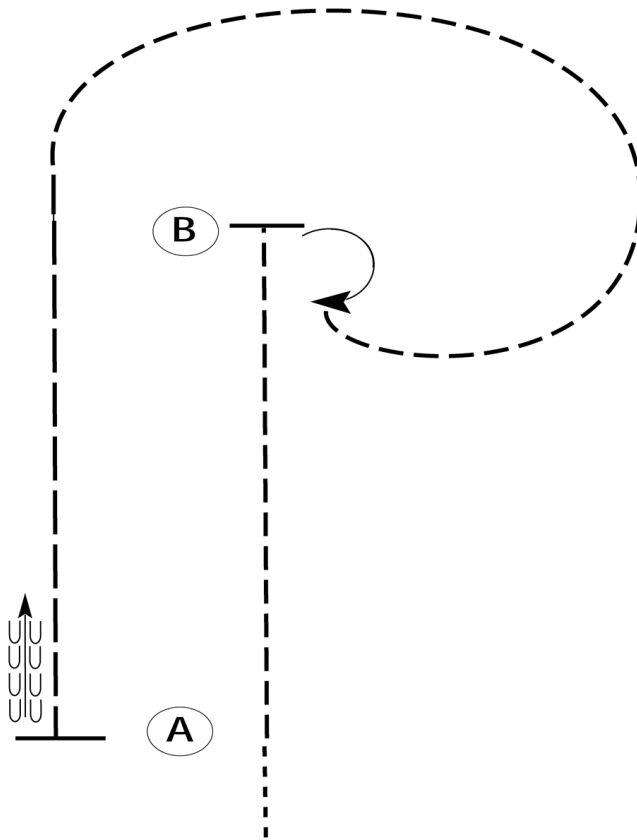
WPtHA May 2024

W/J Western Horsemanship 99, 100, 101

Show Date: 05-10-2024

www.HorseShowPatterns.com

www.HorseShowPatterns.com



Be ready before A.

1. Walk to A.
2. Jog to B.
3. Turn 180 degrees to the right.
4. Jog back around to B.
5. Extend the jog from B to A.
6. Stop at A and back approximately one horse length.

Follow the instructions of your ring steward.

Walk	-----
Jog	-----
Extended Jog	-----
Lope	-----
Leg Yield	
Lead Change	---/---
Back	← --- ---
Marker	⊙
Sidepass	←-----→

[WH/WT-44]

Pattern Provided by:

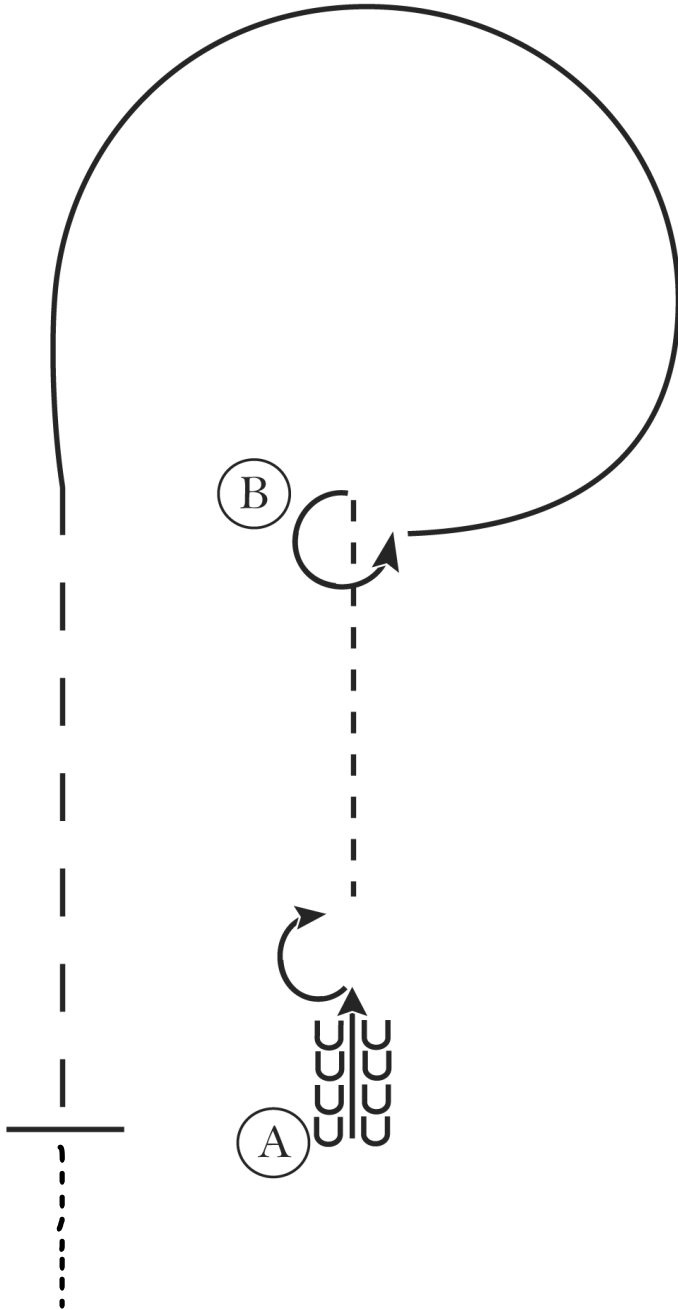
WPtHA May 2024

ABO Western Horsemanship 93, 94

Show Date: 05-10-2024

www.HorseShowPatterns.com

www.HorseShowPatterns.com



1. Back 4 steps at A.
2. Perform a 180 degree turn to the right.
3. Jog to B.
4. At B perform a 270 degree turn to the left.
5. Lope a circle around B on the left lead.
6. At B extend the jog to A.
7. At A stop.
8. Walk to exit.

Walk
Jog	-----
Extended Jog	-----
Lope	—————
Leg Yield	
Lead Change	↙
Back	←←← →→→
Marker	Ⓚ
Sidepass	←←←

[WH/2-8]

Pattern Provided by:

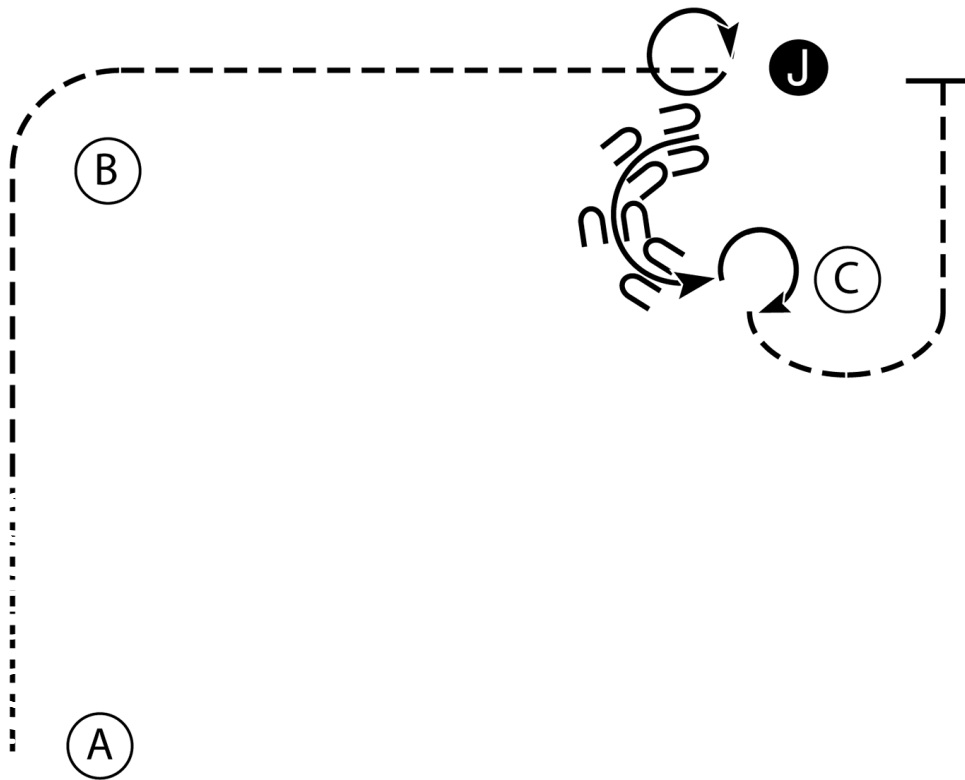
WPtHA May 2024

English Showmanship 148, 149, 150, 151

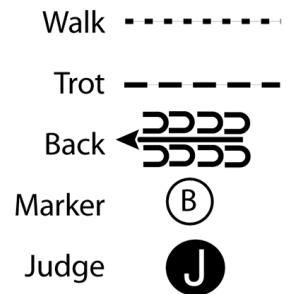
Show Date: 05-10-2024

w w w . H o r s e S h o w P a t t e r n s . c o m

w w w . H o r s e S h o w P a t t e r n s . c o m



1. Walk from A half-way to B.
2. Trot from to Judge.
3. Stop and perform a 360 degree turn.
4. Set up for inspection.
5. When dismissed back a half circle to C.
6. Perform a 270 degree turn and trot until even with the judge.
7. Stop and wait for instructions from the ring steward.



[S/3-5]

Pattern Provided by:

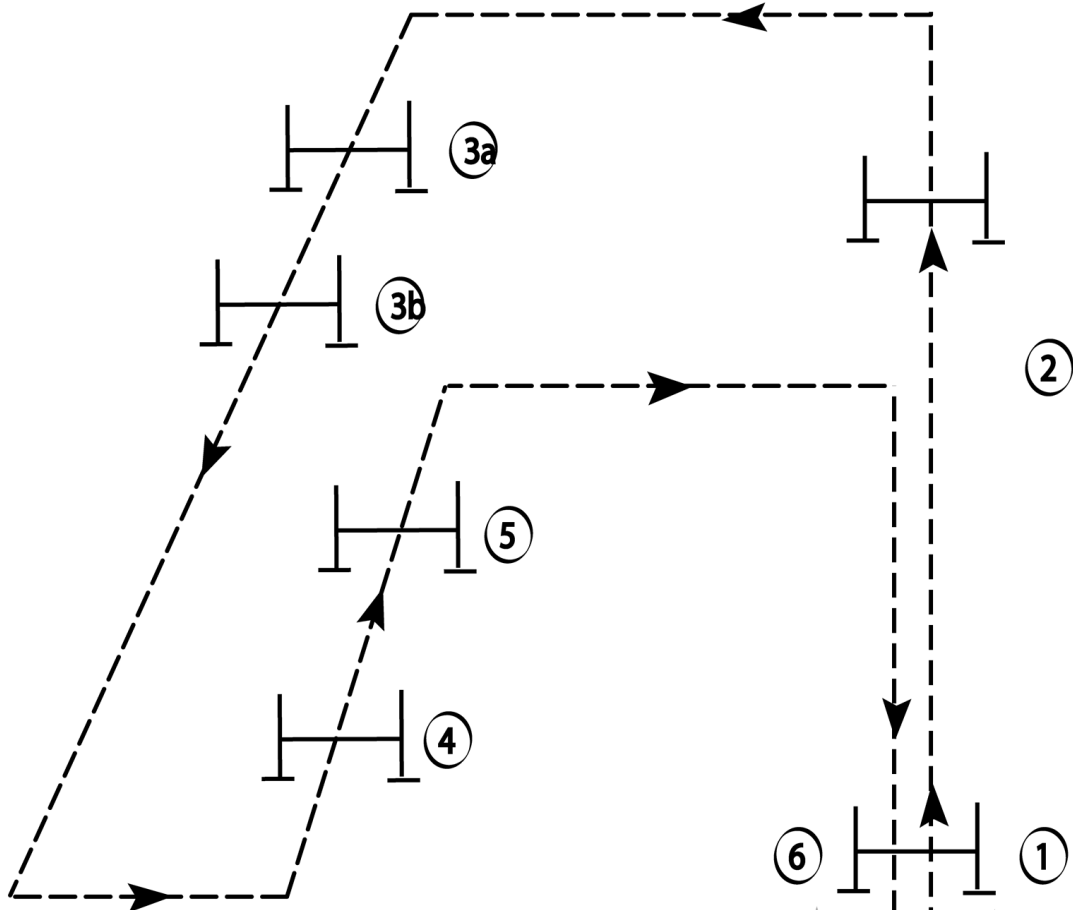
WPtHA May 2024

Hunter and Jumping in Hand 31, 32, 33, 34, 35, 36, 37, 38, 39, 40

Show Date: 05-10-2024

w w w . H o r s e S h o w P a t t e r n s . c o m

w w w . H o r s e S h o w P a t t e r n s . c o m



Start between markers.

Finish Start

1. Trot over jump.
2. Continue over next jump.
3. Continue over in and out jumps.
4. Continue over jump.
5. Continue over jump.
6. Repeat first jump.

Walk

Trot -----

Back ←~~~~~

Marker ▲

Exit between markers.

[MHP/H-3]

Pattern Provided by:

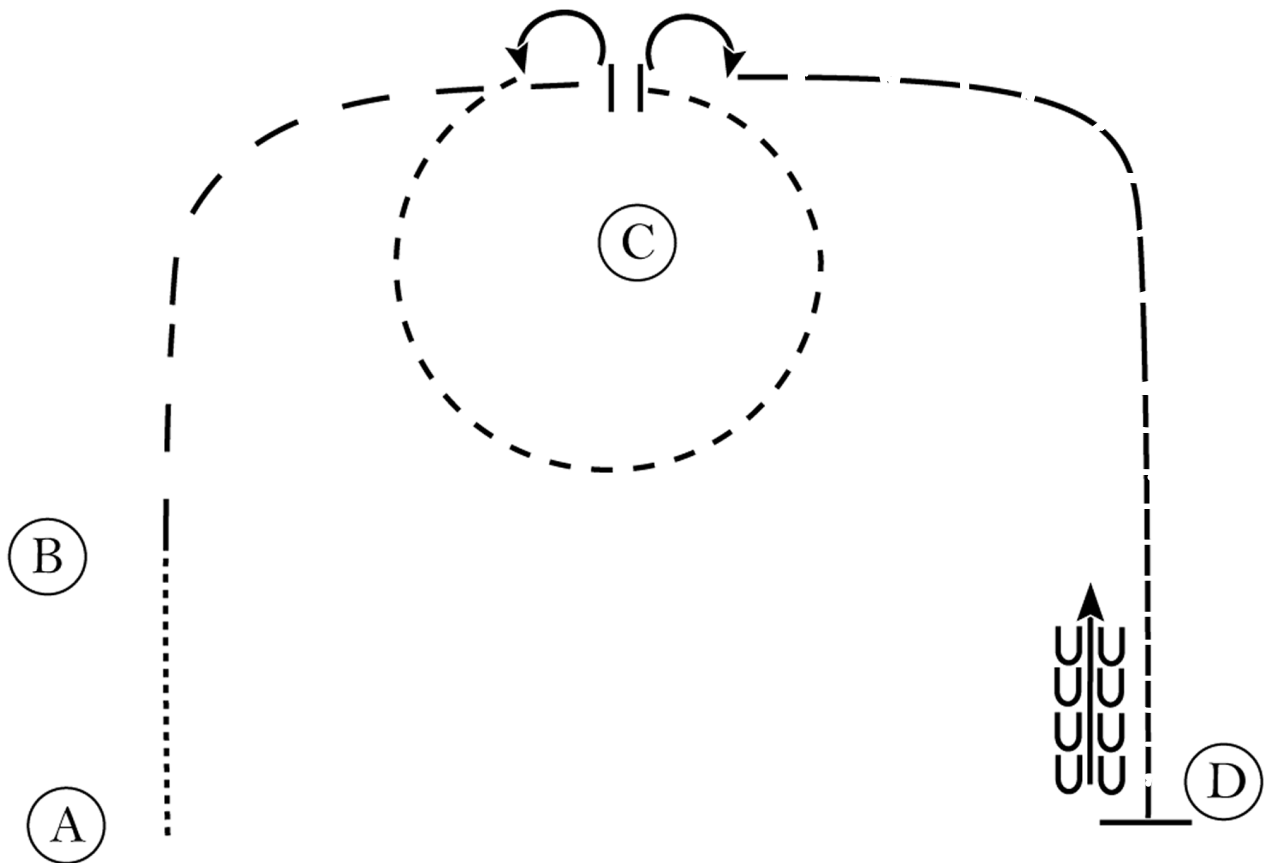
WPtHA May 2024

Reinsmanship 70, 71

Show Date: 05-10-2024

w w w . H o r s e S h o w P a t t e r n s . c o m

w w w . H o r s e S h o w P a t t e r n s . c o m



1. Walk A to B.
2. At B pick up road gait.
3. Stop at C and perform a 180 degree turn to the left.
4. Circle around C at park gait.
5. Stop at C and perform a 180 degree turn to the right.
6. Road gait half-way to D.
7. Park gait to D.
8. Stop at D and back approximately one-horse length.

Walk
Park gait	-----
Road gait	-----
Lope	—————
Leg Yield	
Lead Change	↘
Back	←←←
Marker	⊙
Sidepass	←←←

[WH/2-34]

Pattern Provided by:

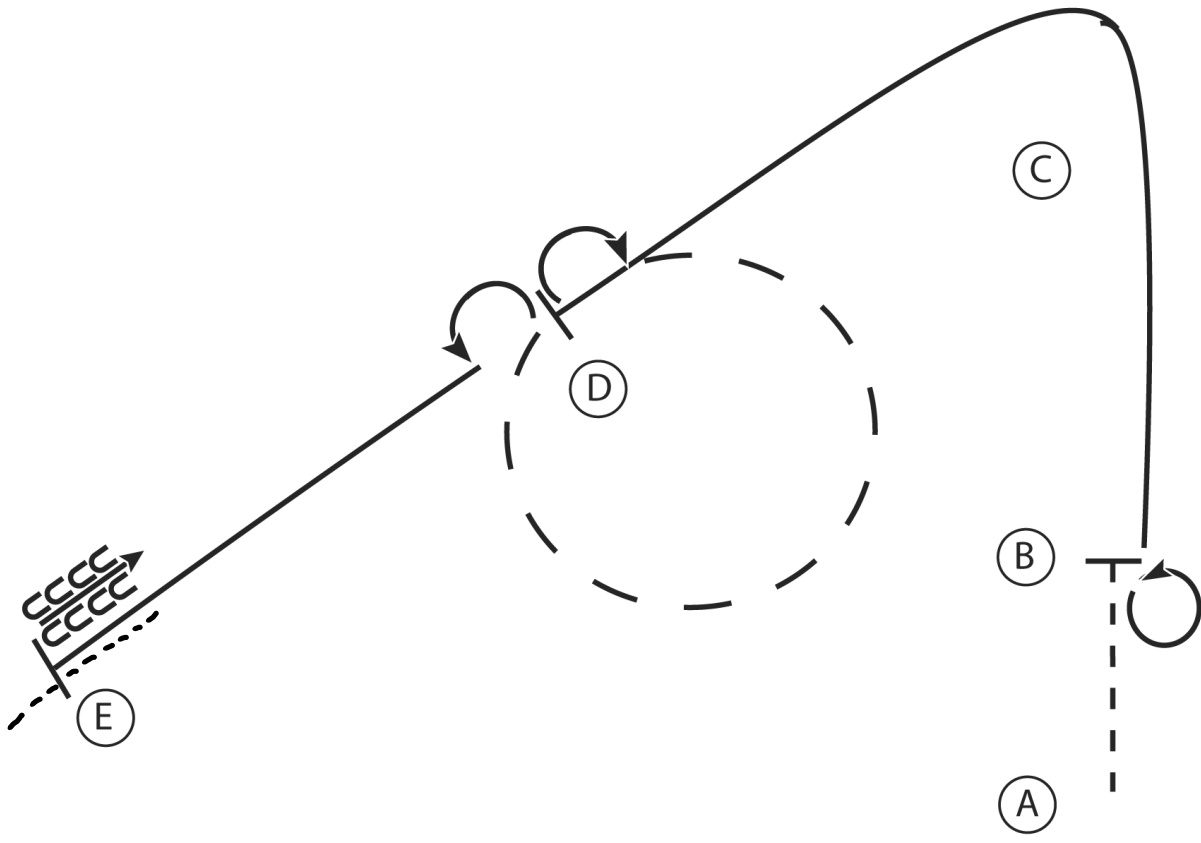
WPtHA May 2024

Western Horsemanship 95,96,97,98

Show Date: 05-10-2024

www.HorseShowPatterns.com

www.HorseShowPatterns.com



1. Jog A to B
2. Stop at B and perform a 360 degree turn to the left
3. Lope on the right lead around C to D
4. Stop at D and perform a 180 degree turn to the right
5. Extend the jog in a circle around D
6. Stop at D and perform a 180 degree turn to the left
7. Lope on the left lead to E
8. Stop at E and back 4 steps
9. Walk to exit

Walk
Jog	- - - - -
Extended Jog	— — — — —
Lope	—————
Leg Yield	
Lead Change	↙ ↘
Back	←←←←
Marker	⊙
Sidepass	← - - - - →

[WH/3-16]

Pattern Provided by: