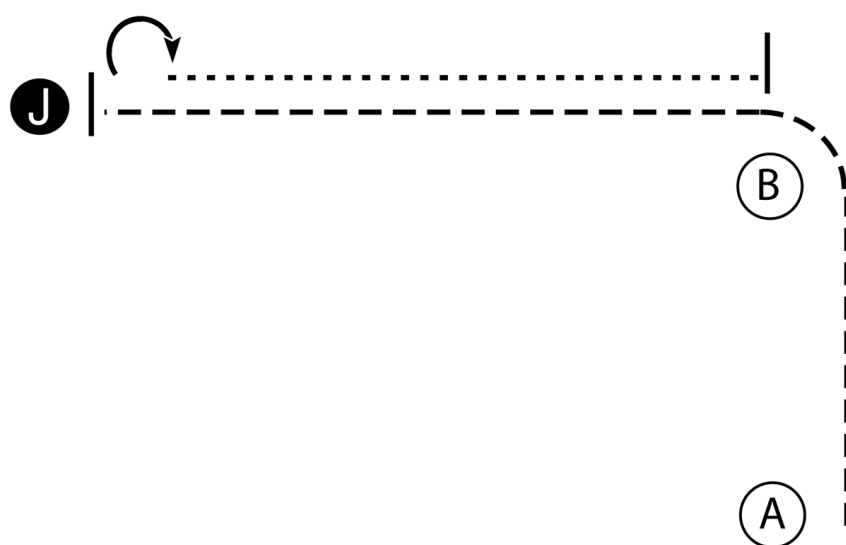


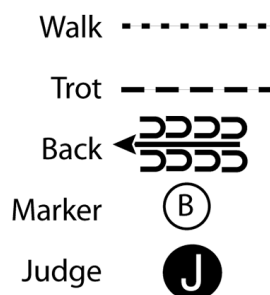
Spot On Open Horse Show

Showmanship Tiny Tot

Show Date: 07-28-2024



1. Trot from A to the Judge.
2. Stop and set up for inspection.
3. When dismissed perform a 180 degree turn.
4. Walk to B, stop and wait for instructions from the ring steward.



[S/1-7]

Pattern Provided by:

Kathy Findley

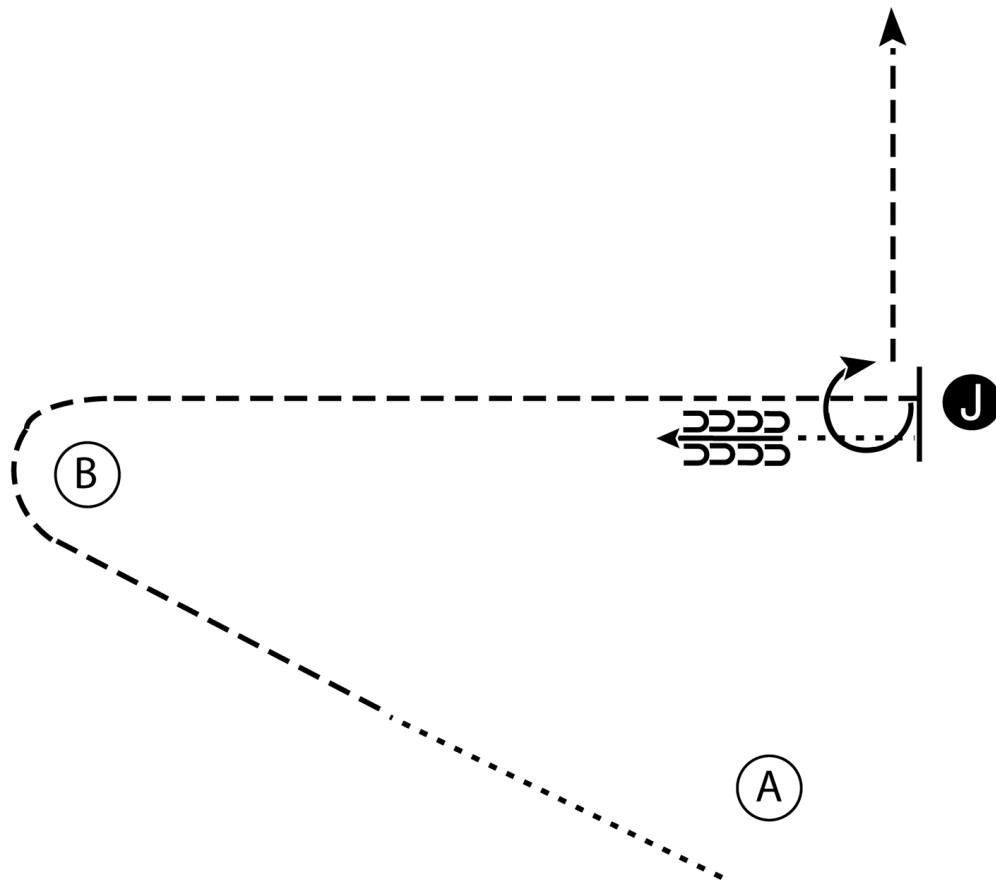
w w w . H o r s e S h o w P a t t e r n s . c o m

w w w . H o r s e S h o w P a t t e r n s . c o m

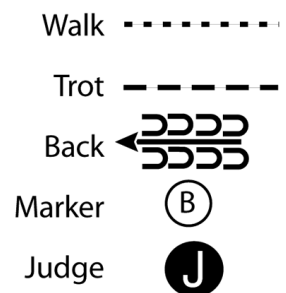
Spot On Open Horse Show

Showmanship ALL

Show Date: 07-28-2024



1. Walk half way from A to B.
2. Trot around B to the Judge.
3. Stop and back four steps.
4. Walk to Judge and set up for inspection.
5. When dismissed perform a 270 degree turn and trot to line-up.



[S/2-12]

Pattern Provided by:

Kathy Findley

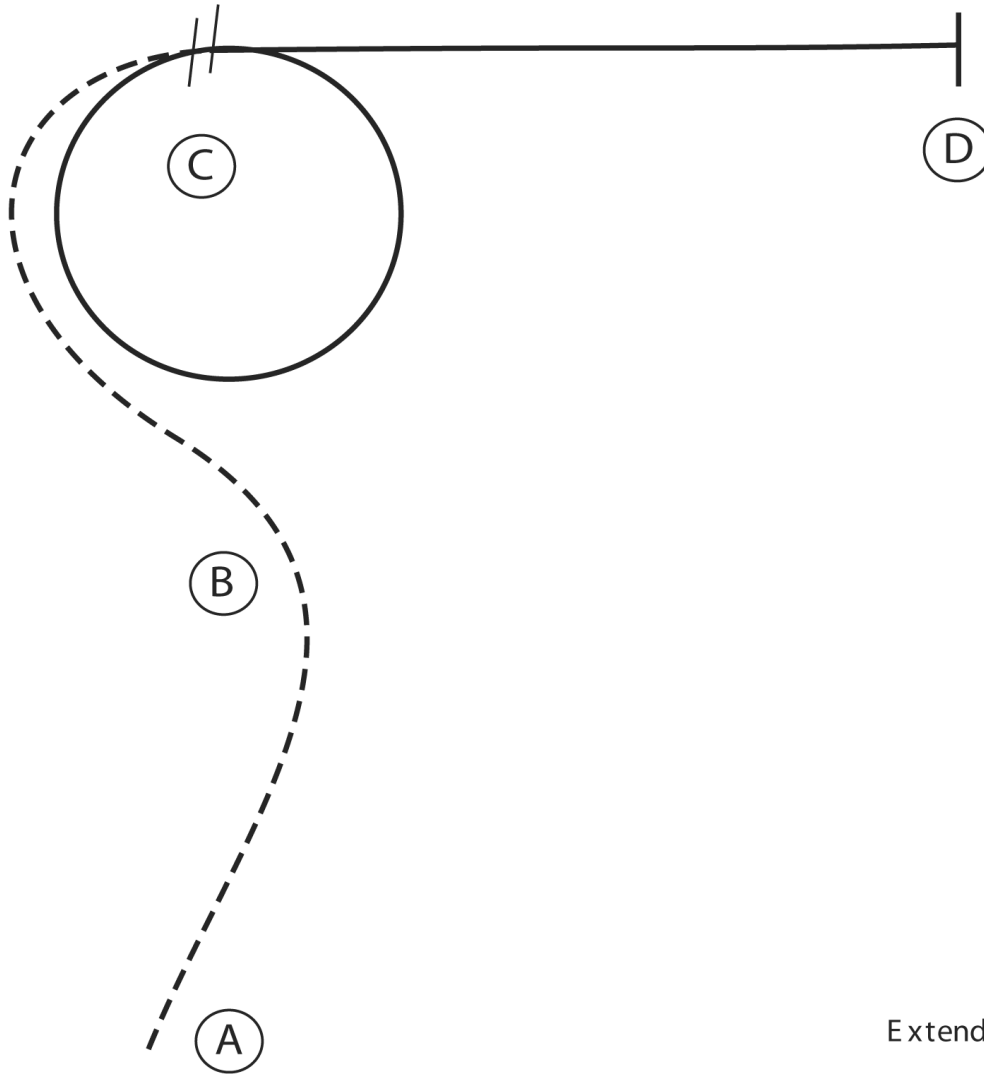
Spot On Open Horse Show

Equitation ALL W/T/C

Show Date: 07-28-2024

w w w . H o r s e S h o w P a t t e r n s . c o m

w w w . H o r s e S h o w P a t t e r n s . c o m



1. Posting trot A to B on the right diagonal
2. Change diagonals at B and continue to C
3. At C canter a circle to the right on the right lead
4. At C perform a lead change and continue to D
5. Stop at D

Walk
Trot	- - - - -
Extended Trot	- - - - -
Canter	—————
Leg Yield	
Lead Change	↘ ↙
Back	←←← ←←←
Marker	(B)
Sidepass	←←←

[HSE/2-15]

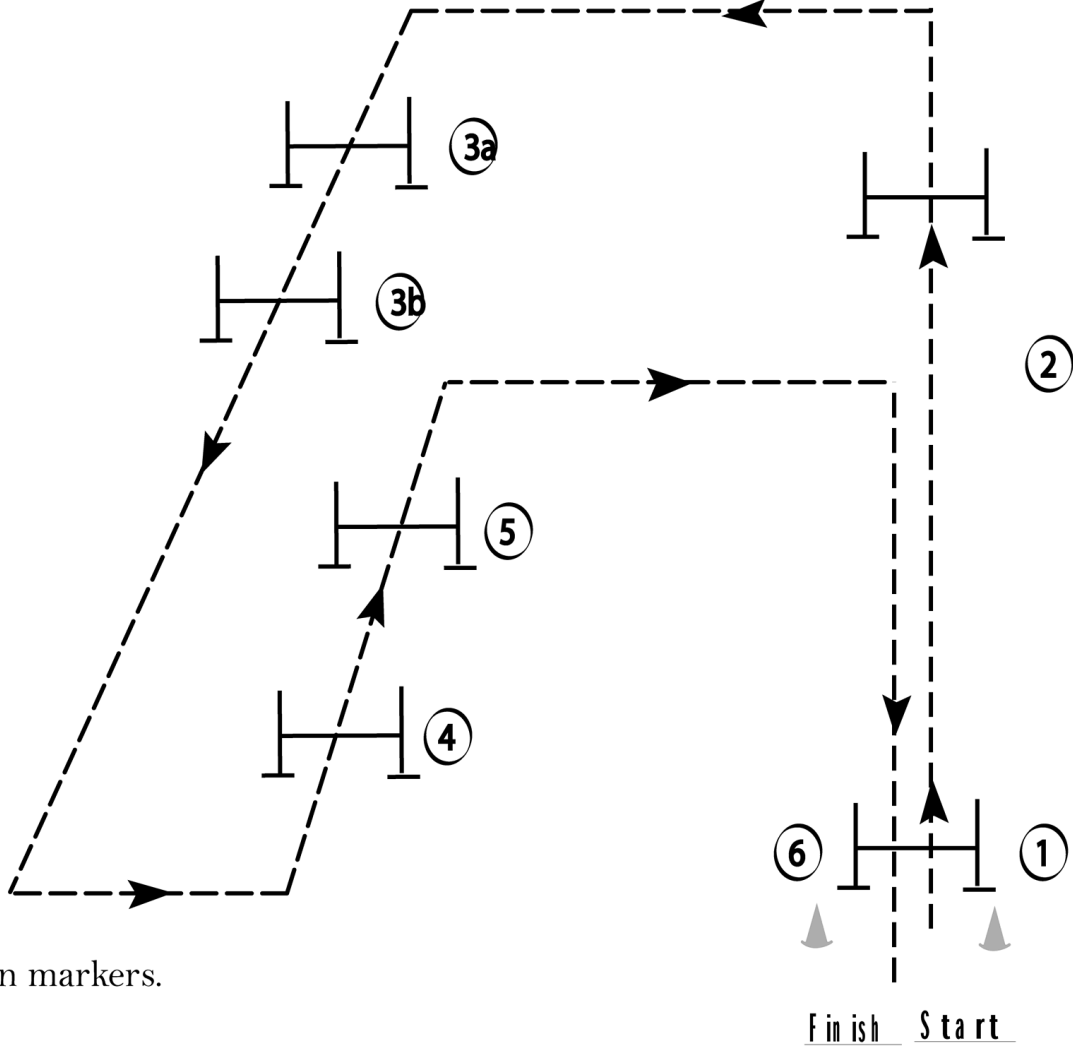
Pattern Provided by:

Kathy Findley

Spot On Open Horse Show

MINI Hunter

Show Date: 07-28-2024

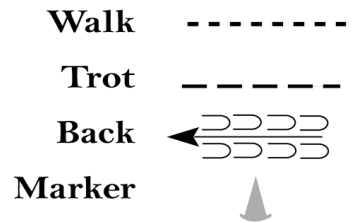


Start between markers.

1. Trot over schooling standard jump.
2. Continue over chicken coop jump.
3. Continue over in and out jumps.
4. Continue over brick wall jump.
5. Continue flower box jump.
6. Repeat schooling standard jump.

Exit between markers.

Finish Start



[MHP/H-3]

Pattern Provided by:

Kathy Findley

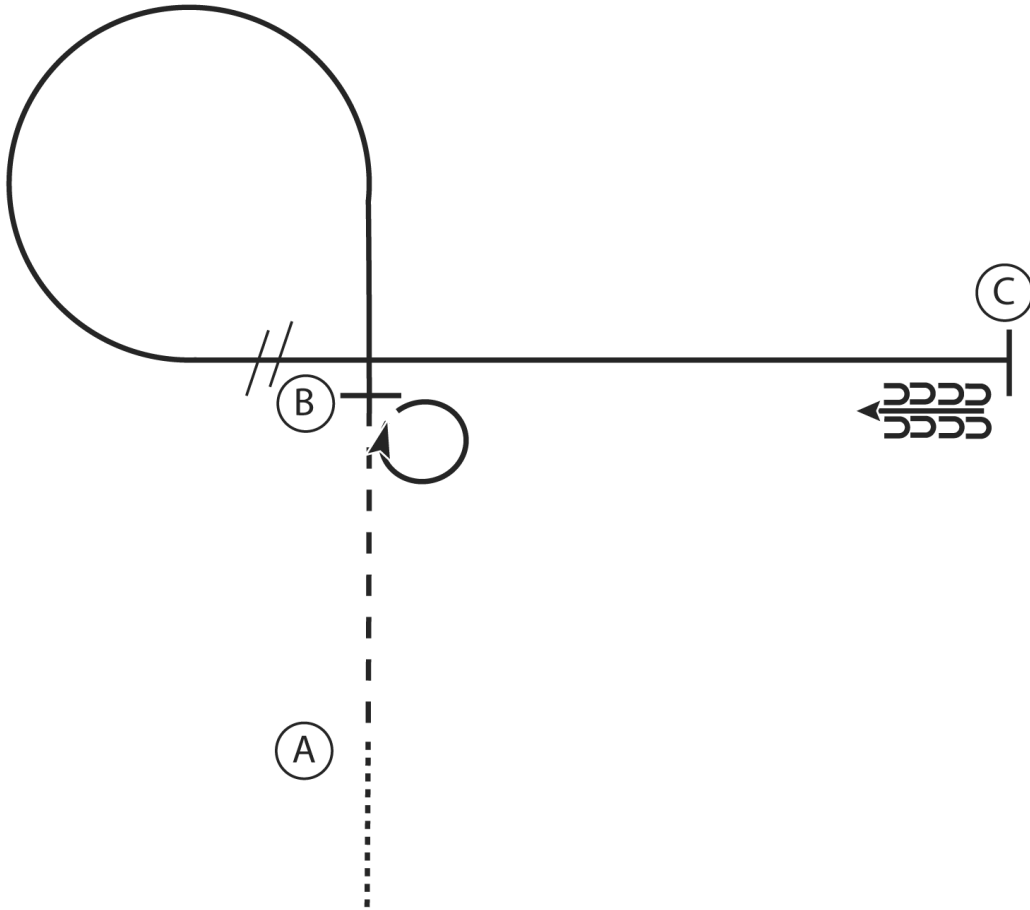
Spot On Open Horse Show

Horsemanship ALL W/T/C

Show Date: 07-28-2024

w w w . H o r s e S h o w P a t t e r n s . c o m

w w w . H o r s e S h o w P a t t e r n s . c o m



1. Walk to A
2. At A jog to B
3. Stop at B and perform a 360 degree turn to the right
4. Lope a circle to the left
5. At B perform a lead change and continue to C
6. At C stop and back 5 steps

Walk
Jog	-----
Extended Jog	-----
Lope	—————
Leg Yield	
Lead Change	—/—
Back	←←←←←
Marker	(B)
Sidepass	←---←

[WH/2-10]

Pattern Provided by:

Kathy Findley