




SURFACE CLEANERS

SURFACE CLEANERS - A+ - 21" & 24"

Fast, even cleaning for large flat surfaces. Quickly cleans concrete, asphalt, and it removes grime and deposits from tennis courts, ramps and decks. Also great for factory and semi-trailer floors and drive-thrus. Cleans better and faster than a spray wand alone, with no striping. Use with hot or cold water and handles water up to 212°F to disinfect bathrooms and kitchens. Safety lock prevents accidental spraying.

- Two Spinning Nozzles 'Floats' Cleaner Above the Ground
- Circular Design for Zero Wall Clearance
- Stainless-steel Housing and Handle
- Universal Inlet Fitting Kit to Accommodate All Common Configurations
- Reduces Overspray on Walls, Landscaping and Operator
- Two #2.0, 1/8" Nozzles (for machines up to #4.0 nozzles), 25° Nozzles Rated up to 8.0 GPM and 4000 PSI
- Requires at Least 3.0 GPM, 2000 PSI



PART NO.	DESCRIPTION
8.753-572.0 	A+SC21 Rotary Surface Cleaner, 21"
8.753-573.0 	A+SC24 Rotary Surface Cleaner, 24"
8.753-597.0	Swivel for 21" and 24"
8.921-834.0	Spray Gun Kit for A+SC 21 & A+SC24 Includes: Screw M6X30, ¼" Quick Connect, Sleeve, Trigger Gun
8.921-845.0 	Caster Kit for A+SC 21 & A+SC24 Includes: Nut M6, Caster Spacer, Caster Wheel

SURFACE CLEANERS - VAC RECOVERY

- PSI: 4000 PSI
- GPM: 10.5
- Temperature: 210°F
- Two #2.5, 1/4" Nozzle
- Universal Inlet Fitting Kit to Accommodate All Common Configurations
- Water Recovery with use of vacuum
- 1.5" Vac port
- Requires at Least 3.0 GPM, 2000 PSI



PART NO.	DESCRIPTION
9.113-972.0	Vac Recovery Surface Cleaner

A+ 24" VENTURI PUMP SURFACE CLEANER

The classic 24" A+ Surface Cleaner with the added Venturi pump water recovery system and a 16' water recovery hose that allows you to recover water without the need of a vacuum unit. Effectively transfers water and small debris (smaller than 3mm) to a drain or tank.

- Stainless-steel Housing and Handle
- Universal Inlet Fitting Kit to Accommodate All Common Configurations
- Two #2.0, 1/8" Nozzles (for machines up to #4.0 nozzles), 25° Nozzles Rated up to 8.0 GPM and 4000 PSI
- Requires at Least 3.0 GPM, 2000 PSI



PART NO.	DESCRIPTION
9.116-064.0	Vac Recovery Surface Cleaner
9.117-613.0	Venturi Pump, Replacement Assembly for A+ 24" SC

PRESSURE WASHER ACCESSORIES

LOWER PRICE SURFACE CLEANERS - GP - FLAT 12", 18" & 20"

DFSCP12 HANDHELD SURFACE CLEANER

- PSI: 3500
- GPM: 6.5
- Temperature: 180°F
- Inlet M22 Male



DCFSCP SURFACE CLEANER, 18" AND 20"

- PSI: 4000
- GPM: 8.0
- Temperature: 180°F
- Inlet 3/8" FPT
- Includes 1/4" 2.0 Nozzle



PART NO.	DESCRIPTION
9.112-957.0	DFSCP12 GP Surface Cleaner, 12" 3500 PSI Handheld Flat ABS, Complete Assembly
9.112-958.0	DCFSCP18GZ GP Surface Cleaner, 18" 4000 PSI Brush Skirt ABS, 2-Arm, Zerk Fitting, Compensating Gun
9.112-959.0	DCFSCP20GZ GP Surface Cleaner, 20" 4000 PSI Brush Skirt ABS, 2-Arm, Zerk Fitting, Compensating Gun
REPAIR KITS FOR DCFSCP	
9.112-960.0	Trigger Gun Replacement
9.112-961.0	Spraybar 20" with Nozzles (for DCFSCP20)
9.112-962.0	Spraybar 18" with Nozzles (for DCFSCP18)
9.112-963.0	Swivel, Greaseable (for DCFSCP)
9.112-964.0	Swivel Repair Kit, Greaseable (for DCFSCP)

SURFACE CLEANERS - ECONOMY - 8" & 15"

- PSI: 4000
- Min: 2 GPM
- Max: 10.5 GPM
- Temperature: 180°F
- Includes 2 1/4 Size 2.5 Nozzle
- 15" Surface Cleaner: 1/4 QC Male Plug Inlet
- 8" Surface Cleaner: 1/4 FPT



9.112-967.0



9.112-968.0

PART NO.	DESCRIPTION
9.112-967.0	15" Surface Cleaner with Wheels
9.112-968.0	8" Stainless-steel Surface Cleaner with Handle
REPAIR KITS	
9.113-078.0	Swivel (for 9.112-967.0)
9.113-080.0	Swivel (for 9.112-968.0)
9.113-079.0	Spraybar (for 9.112-967.0)
9.113-081.0	Spraybar (for 9.112-968.0)
9.113-097.0	Caster Wheel (for 9.112-967.0)
9.113-732.0	Brush, 8" (for 9.112-968.0)

SURFACE CLEANERS - 15" DETERGENT DOSING

- PSI:
- Min: GPM
- Max: GPM
- Temperature: °F



PART NO.	DESCRIPTION
9.117-450.0	15" Detergent Dosing Surface Cleaner



SURFACE CLEANERS - WHISPER WASH FLAT

THE "MAXIMA 36"

- PSI: 2000 - 4000
- GPM: 4-10
- Temperature: 212°F
- RPM: 2500
- Portable Breakaway Handle
- Uses 1/4" Nozzle
- Dimensions: 36" Cover, 77" Handle
- Weight: 37 lbs.



THE "BIG GUY"

- PSI: 2000 - 4000
- GPM: 4.0 - 10.0
- Temperature: 212°F
- Powder-Coated Aluminum Housing
- Oversized, Self-lubricating Twin Thrust Bearings
- 10" Pneumatic Tires, 4" Caster
- Crafted with Durable Stainless-steel and Aircraft Aluminum
- Uses 1/4" Nozzle
- Choice of 2 or 4 Nozzles



PART NO.	DESCRIPTION
8.710-089.0	Maxima 36
8.710-074.0	Whisper Wash Big Guy 2 Nozzles
8.710-075.0	Whisper Wash Big Guy 4 Nozzles
9.109-608.0	Surface Cleaner In-Line Water Filter for Handle
REPAIR KITS	
8.750-604.0	Swivel, Complete Big Guy and Classic
8.701-879.0	Repair Kit, Seal, Big Guy and Classic
8.701-874.0	Spraybar, 4 Nozzle, Big Guy
8.701-876.0	Spraybar, 2 Nozzle, Big Guy
8.701-882.0	Seal Kit: Ultra Clean
8.750-604.0	Complete Swivel Kit: New Style
8.707-653.0	2.5 x 25° 1/4" Nozzle Fits All
9.117-204.0	Replacement Handle, with Trigger Gun, Hose, Big Guy

SURFACE CLEANER NOZZLE RECOMMENDATION

Determine the correct nozzle size for the pressure washer being used with the surface cleaner. Never use a smaller size nozzle as this will wear out the unloader valve on the pressure washer prematurely. The Legacy Undercarriage Cleaner and A+ Surface Cleaners come with nozzles; for other surface cleaners, nozzles must be purchased separately. Threaded nozzles are listed on pages page 168-172 of the catalog, to determine your pressure washer nozzle size refer to chart on page 165. Contact us for additional sizes for surface cleaner spray bars which use four nozzles.

PRESSURE WASHER NOZZLE SIZE	QUANTITY NEEDED	1/8" OR 1/4" MPT
#3.5 and #4.0	2 each	#2.0
#4.5 and #5.0	2 each	#2.5
#5.5 and #6.0	2 each	#3.0
#6.5 and #7.0	2 each	#3.5
#7.5 and #8.0	2 each	#4.0

UNDERCARRIAGE CLEANER

No more crawling under a vehicle. Effortlessly wash away damaging debris from the bottom of your vehicle with the easy to handle and maneuver Legacy Undercarriage Cleaner. Simply connect to your hot or cold water pressure washer to remove road grime, fuel and oil contaminants, snow sludge, and ice. The stainless-steel rotating nozzle assembly requires a 5.5" under vehicle clearance.

- PSI: 4000
- GPM: 10.5
- Temperature: 250°F
- Four Nozzles:
 - (2) 0° #2.0
 - (2) 25° #2.0



PART NO.	DESCRIPTION
8.749-303.0	Undercarriage Cleaner

UNDERCARRIAGE CLEANER & ROOF SURFACE CLEANER

UNDERCARRIAGE CLEANER

- PSI: 4000 PSI
- GPM: 10.5
- Temperature: 210°F
- 1/4 " 2.5 Nozzle
- Universal Inlet Fitting Kit to Accommodate All Common Configurations
- 17cm Plate Height
- 26 lbs.



ROOF SURFACE CLEANER

- PSI: 4000 PSI
- GPM: 10.5
- Temperature: 210°F
- 1/4 " 2.5 Nozzle
- 3/8" QC Socket
- 22 lbs.



PART NO.	DESCRIPTION
9.112-965.0	Undercarriage Cleaner, 20" Stainless-steel
9.112-966.0	Roof Surface Cleaner, 20" ABS
REPAIR KITS	
9.113-083.0	Replacement Gun (for Undercarriage Cleaner)
9.113-074.0	Swivel (for Undercarriage Cleaner)
9.113-076.0	Swivel (for Roof Surface Cleaner)
9.113-075.0	Spraybar (for Undercarriage Cleaner)
9.113-077.0	Spraybar (for Roof Surface Cleaner)
9.113-096.0	Caster Wheels 1.5" (for Undercarriage Cleaner)
9.113-095.0	Caster Wheels 3" (for Undercarriage Cleaner)
9.113-094.0	Caster Wheels 5" (for Roof Surface Cleaner)

WATER BROOM 16"

- PSI: 4000
- GPM: 8.0
- Temperature: 250°F
- Includes 1/4" Plug and 4 Nozzles (pre-installed)- PN# 9.106-054.0
- Requires Wand (sold separately)



PART NO.	DESCRIPTION
8.710-082.0	Water Broom 16"

CURB CLEANER

- Now even heavier duty construction
- PSI: 4000
- Adjustable Height 5'-9"
- 3 Side Nozzles
- 1 Top Nozzle



PART NO.	DESCRIPTION
9.115-327.0	Curb Cleaner
9.116-397.0	Replacement Nozzle

NEW OFFERING 15" 2 IN 1 SURFACE / UNDERCARRIAGE CLEANER

- Sturdy Stainless Steel Construction
- 1/4" QC Plug Inlet
- Low Profile for use with lower clearance vehicles
- PSI: 4000psi
- 3.0gpm.
- Temp: 140 deg



PART NO.	DESCRIPTION
9.118-124.0	Cleaner, Surface and Undercarriage Combo

UNDERBODY WAND ASSEMBLY - SELF SERVE



Ideal for rinsing the undercarriage of cars and trucks. Connect directly to a pressure washer. The lightweight underbody wand assembly rolls easily, giving the operator a longer reach.

- PSI: 3000
- Temperature: 300°F
- Inlet/Outlet: 1/4" M x F
- Non-weeping
- Stainless Steel
- ST-601 Inline Trigger Gun & Three 25°, #2, 1/8" MEG Nozzles (included)



PART NO.	DESCRIPTION
8.755-257.0	Self Serve Underbody Wand Assembly

NEW OFFERING 21" UNDERCARRIAGE CLEANER KIT



- 4 GPM
- 36" 2 Piece extension wand swivel caster included
- "1/4" Plug inlet
- 212 degree temp max



PART NO.	DESCRIPTION
9.116-556.0	Underbody Waterbroom Combo - 21"

NEW OFFERING UNDERCARRIAGE CLEANER



- PSI: 4000
- 1/4" QC Plug Inlet



PART NO.	DESCRIPTION
9.114-996.0	Undercarriage Cleaner Includes (4) 1/4" x 2.0 nozzles

SANDBLAST KIT - TUNGSTEN CARBIDE NOZZLE HEAD - INDUSTRIAL

A Venturi orifice creates a uniform blast pattern, doubles sand velocity and produces up to 45% more work with 20% less sand.



- PSI: 1500 - 5500
- GPM: 3.0 - 10.0
- Temperature: 200°F
- Weight: 10 lbs.
- Nozzle Tip (sold separately)

PART NO.	DESCRIPTION
8.701-485.0	Industrial Sand Blast Kit
8.725-620.0	Replacement Carbide Nozzle

DUCT CLEANER



DUCT CLEANER

Designed as an accessory for use with high-pressure pumps or pressure washers. Cleans ducts, chutes, vents, restaurant exhausts, tanks, etc.

Self-rotating and feeding stainless-steel triple bearing system for constant easy turning. Nozzle holders are 1/8" NPTF. Nozzles are sold separately.



- PSI: 4000
- Max Temperature: 250°F
- Inlet Ports 3/8" NPTF
- Weight: 2 lbs.

12" SURFACE CLEANER

Designed for effortless cleaning of small areas, including walls and angled surfaces. High RPM swivel with integrated toggle joint and adjustable tension system.

- PSI: 4000
- Temperature: 250°F
- Weight: 9 lbs.
- 12" Stainless-Steel
- Includes All Items Pictured



PART NO.	DESCRIPTION	PSI
8.712-280.0	Duct Cleaner TXR-2s, Adjustable	4000
8.712-279.0	Duct Cleaner TXR-2s, Fixed	4000
8.749-911.0	Surface Cleaner, 12"	4000
8.712-285.0	Toggle Joint KGK	4000

DUCT CLEANER

- PSI: 4000
- Max Temperature: 250°F
- 10.5 GPM



PART NO.	DESCRIPTION
9.115-324.0	Adjustable 6", Temp. 250° max
9.115-325.0	Fixed 6"
9.115-326.0	Adjustable 3"
9.116-398.0	Replacement Nozzle 1/8" for adjustable 1/8"
9.116-399.0	Replacement Nozzle 1/8" for fixed 1/4"
9.116-400.0	Replacement Swivel for 3' and 6"

SANDBLASTERS - INDUSTRIAL

For the extra-tough cleaning jobs, wet-sandblasting is the dust-free solution. The sandblasters attach to a hot or cold water pressure washer and, using a venturi, mixes sand or other abrasive media with the high-pressure spray to create enough cleaning power to strip paint off concrete and barnacles from a ship's hull. The sandblasting nozzle is made of tungsten carbide for long life. There are two models—a top-of-the-line steel pot with tight-fitting lid or with a probe only.

- Quick-connect coupler for ease in attaching sand probe or pot
- Valve for metering the flow of the media
- Tubed, pneumatic tires for easy maneuvering
- Rating: Super-duty
- Recommended Usage: Heavy
- Attach to any hot or cold water pressure washer with minimum volume of 4 GPM



8.904-472.0

PART NO.	DESCRIPTION
8.904-470.0	Sandblaster with Pot (Carbide)
8.904-472.0	Sandblaster with Probe (Carbide)

NOTE: Excluded from any dealer freight programs



8.904-470.0

SANDBLAST HEAD - PROFESSIONAL

- PSI: 3500
- GPM: 10.0
- Temperature: 200°F
- Long-Wearing Carbide Sand Nozzle
- Sand Probe Weight: 6oz..
- 1/4" FPT Water Inlet
- Head Weight: 13oz..
- Length: 16"



PART NO.	DESCRIPTION	NOZZLE SIZE
8.711-242.0	Sandblast Head	3.5
8.711-243.0	Sandblast Head	4.0
8.711-244.0	Sandblast Head	4.5
8.904-403.0	Sandblast Head	5.0
8.711-245.0	Sandblast Head	5.5
8.904-404.0	Sandblast Head	6.0
8.711-247.0	Sand Probe	
8.901-264.0	1/2" ID Polybraided Tubing, 25'	

SAND NOZZLE

Tungsten Carbide provides maximum durability for sandblasting application.



- Carbide insert
- Light weight
- Easily changed-30°F to 130°F

PART NO.	DESCRIPTION
8.712-416.0	Carbide Sand Nozzle

SANDBLAST HOSE

Heavy-duty spiralite hose available preassembled or by the foot.



- 3/4" spiralite sand hose with air hose locking couplers
- Temperature: -30°F to 130°F

PART NO.	DESCRIPTION	SIZE
8.711-809.0	Sand, Spiralite /ft	3/4"
8.711-839.0	Assy, Sand, Spiralite	3/4" x 25'
8.711-840.0	Assy, Sand, Spiralite	3/4" x 40'
8.711-811.0	Sand, Spiralite /ft	1"

SANDBLAST NOZZLE TIPS



- Replacement Tips for Sandblaster Kit
- Use 1/4" Meg 5" Spray Tip

PART NO.	DESCRIPTION
8.707-668.0	4.0 x 5° Tip
8.707-685.0	5.0 x 5° Tip
8.707-696.0	5.5 x 5° Tip
8.707-701.0	6.0 x 5° Tip
8.707-709.0	6.5 x 5° Tip

STEAM LANCE

Completely insulated for maximum protection.

- Lance with steam nozzle shown
- Vented grip full length of lance



PART NO.	DESCRIPTION
8.904-444.0	48" with Steam Nozzle
8.904-441.0	48" without Steam Nozzle

FOOT-CONTROLLED PRESSURE VALVE

Operators of sewer and tube cleaning equipment need both hands free to feed or retract the hose in the sewer line. Foot-operated valve allows hands-free control.



- | | |
|---|---|
| <p>8.710-134.0</p> <ul style="list-style-type: none"> ■ PSI: Up to 5000 ■ GPM: 12.0 ■ Inlet 3/8", Outlet 1/4" | <p>8.709-972.0</p> <ul style="list-style-type: none"> ■ Brass Body ■ Stainless-steel Valve |
|---|---|

PART NO.	DESCRIPTION	PSI
8.710-134.0	Sewer Cleaner Foot Valve	3000
8.709-972.0	Foot Valve with ST-2305	5000
8.701-657.0	Repair Kit - Foot Valve	
8.701-673.0	Repair Kit ST-2305	
8.711-526.0	Kit, 25' Hose, #4.5 Nozzle, Foot Valve	

*Heavy gauge steel construction for durability and stability

SLUDGE PUMP KIT



This tool uses your pressure washer to suck the sludge off the bottom of pits or tanks and eject it through a 1-1/2" (15' long) hose. The suction unit simply attaches to the end of a pressure washer lance with a quick coupler.



- Comes with 15' hose
- Max Pressure:4000PSI
- Max Flow:30GPM

PART NO.	DESCRIPTION
9.117-448.0	Sludge Pump Kit

SLUDGE SUCKER - ST-36 PIT BOSS

Sludge Sucker uses a high-pressure water stream at 1000-3000 PSI to suck the sludge off the bottom of pits or tanks and eject it through a 1-1/2" diameter 15' long hose to a disposal tank.

The base unit attaches to the end of a pressure washer lance with a quick coupler for extension to the bottom of the pit. Uses a 0° tip for suction / power ejection.



- Easy to change for different plumbing system flows and pressures
- Uses Standard 1/4" MPT Nozzle

PART NO.	DESCRIPTION
8.711-112.0	ST-35 Pit Boss, 5.5 Nozzle, 15' Hose
8.711-110.0	Base Unit Only



*without Hose, Nozzle or Quick Coupler (3/8" Inlet Port)

DRUM PUMPS - RED HEAD

Siphon liquids from higher to lower levels. Simply pump the bellows a few times to prime and start flow. Loosen air lock to stop.



- Drum Pump fits 15-, 30- and 55- Gallon Drums
- Fit 2" Bung Opening
- Excellent for Alkaline and Acidic Chemicals, Diesel Fuel and Oils
- Not for Use with Solvents

PART NO.	DESCRIPTION
8.704-698.0	 Red Hex Head, Heavy-duty
8.704-696.0	 Red Head, Standard-duty
8.704-694.0	Pail Pump, 5 Gallon

DRUM / TANK PUMP - CRANK STYLE

Chemical-resistant, lightweight pump, ideal for dispensing chemicals, pesticides and oils. Polypropylene for most alkalies, dilute acids, pesticides and most oils and solvents. Ryton for extremely aggressive acids, aromatic and aliphatic hydrocarbons.



- 11 oz. Per Revolution
- 6.0 GPM at 70 RPM
- Viton Seals
- Polypropylene Gasket
- Outlet 3/4" Barb Two-piece
- 2" Bung Adapter
- 47" Suction Tube
- Weight: 2.6 lbs.

PART NO.	DESCRIPTION
8.704-700.0	Polypropylene Pump, Standard
8.704-701.0	Ryton Pump, Deluxe
8.700-526.0	Replacement Handles

BRUSHES

Rotating brush, natural bristle (soft) used for painted surfaces. Nylon bristle (stiff) used for removing scum and grime on fiberglass boats, etc.



- Internal Nozzle: Size 20
- GPM: 8.0

PART NO.	DESCRIPTION
BRUSH UNIT COMPLETE	
8.709-312.0	Natural
8.709-314.0	Nylon
REPLACEMENT BRUSHES	
8.709-313.0	Natural
8.709-316.0	Nylon



Truck/Tractor Wash Brush

- Flag-Tipped
- Soft Bristle
- Acme Thread for Super Handles or Broom Handles

8.709-298.0

PART NO.	DESCRIPTION
8.709-298.0 S	2-1/2" Bristle with Bumper x 10"
8.709-303.0	2-1/2" Bristle x 18"
8.709-304.0	2-1/2" Bristle x 24"
8.709-305.0	60" Flow Thru Lance*

*With Acme Thread and Garden Hose Attachment



Deck Scrub Brush - Over / Under

- Not a Flow Thru
- Excellent Chemical Resistance
- Use with Threaded Handle
- Trimmed for Cleaning Hard-to-reach Areas
- Stiff Polypropylene Bristle for Aggressive Cleaning
- Unique Heavy-duty Scrub Brush with Multi-level Angle
- 10" Molded Polypropylene Foam Block does not Warp or Absorb Water

PART NO.	DESCRIPTION
8.709-302.0	Deck Scrub Brush

HANDLES - FIBERGLASS "SUPER HANDLES"



- Tough, Durable, Lightweight
- No Cracking, Splintering
- No Kinks, Dents
- Safer Around Electrical Hazards
- Super Heavy-duty Aluminum Alloy Threads
- Easy-twist Cam Lock Extension
- Standard 3/4" Acme Thread Fits: Brooms, Brushes, Utility Tools
- Optional Reduction Adapter for 3/4" to Acme Standard

PART NO.	DESCRIPTION
SUPER HANDLES	
8.709-306.0	48" Length (4')
8.709-307.0	60" Length (5')
8.709-308.0 S	72" Length (6')
SUPER-EXTENSION HANDLES	
8.709-309.0	4' to 8' Extension
8.709-310.0	6' to 12' Extension
8.709-311.0	8' to 16' Extension
8.700-308.0	Threaded Adapter

FOAMERS - FOAM CANNON

The ideal Foam Generator Application Accessory meters the foaming chemical for customized foam type and applies the foam to match the application.



- PSI Max: 3000
- GPM Max: 4.8
- Temperature: 140°F
- Brass Meter Valve
- High-impact, Glass Filled Body
- Stainless-steel Foam Turbulator
- 1/4" FPT Lance Connect
- Stainless-steel 1.5mm Orifice (#5.5 nozzle equivalent)

PART NO.	DESCRIPTION
8.710-125.0 S	Foam Cannon / Injector
8.710-126.0 S	Foam Cannon / Injector / Bottle
8.704-222.0	Replacement Turbulator Screen
8.749-826.0	Replacement Bottle

BRACKET HOLDER



PART NO.	DESCRIPTION
9.117-839.0	1/4" QC Coupler



NEW OFFERING

FOAM CANNON - ADJUSTABLE PATTERN 2L



- 2 Liter
- Legacy Horizontal and Vertical Adjustable Pattern
- Temperature: 140°F
- Minimum pressure - 3000 psi
- Max pressure- 4000 psi

PART NO.	DESCRIPTION
9.114-849.0	1/4" QC Plug inlet
9.117-722.0	Filter 10 Pack

FOAMERS - PF22 MTM HYDRO FOAM CANNON



- PSI Max: 5000
- GPM Max: 5.3
- Temperature: 140°F
- Inlet: 1/4" Q.C. Plug
- 1/4" M22 Adapter (Included)
- 1/4" x 9" Tube for Drawing Chemical
- 3.5 Orifice (1.25 mm) (installed in the foamer body)
- 3.0 orifice (1.1 mm) (included)

PART NO.	DESCRIPTION
8.758-981.0	PF22.2 MTM Hydro Foam Cannon
9.112-494.0	PF22 3pk Replacement Bottle W/Cap
9.112-945.0	PF22 5pk Replacement Bottle W/Cap

NEW OFFERING

FOAM CANNON - WIDE MOUTH 1.5L



- Wide Mouth 1.5 Liter
- A+ 1/4" QC Plug Inlet
- Temperature: 140°F
- Minimum pressure - 3000 psi
- Max pressure- 4000 psi

PART NO.	DESCRIPTION
9.114-850.0	1/4" QC Inlet

FOAMERS - LEGACY COMPACT



Generates a high-density clinging foam for extended dwell-time to increase chemical action.



- PSI: 2500
- GPM: 1.0 to 5.0
- Temperature: 195°F
- Stainless-steel, Aluminum and Brass
- 5" Long, 1" Diameter
- 4 and 6.5 Nozzle Included

PART NO.	DESCRIPTION
8.903-998.0	1/8" F Inlet
8.903-999.0	1/4" F Inlet

Note: Most cleaning chemicals perform best when applied at 120° - 150°F and can be applied as a foam by adding a foaming agent. See your chemical supplier to obtain the correct product.

FOAMERS - SUTTNER ST-75/76 KITS



Clean with foam and save time as well as use half the chemical. Many sizes and variations available. Ask us for additional size options. Foam injector conveniently attaches after the pump and unloader on your pressure washer.



ST-75 FOAM NOZZLE

- PSI: 4000
- Inlet 1/4"
- Weight: .31 lbs.



ST-76 FOAM NOZZLE

- PSI: 3625
- Inlet: 1/2"
- Weight: 1.15 lbs.



ST-160 INJECTOR

- PSI: 5000
- Stainless-steel Housing
- Single Chemical
- Inlet/Outlet: 3/8" F x M
- Weight: .71 lbs.

PART NO.	DESCRIPTION	ORIFICE
9.113-063.0	Kit 1: ST-75 Nozzle & ST160 Injector	2.0-3.5
9.113-064.0	Kit 2: ST-75 Nozzle & ST160 Injector	4.0-5.5
9.113-065.0	Kit 3: ST-75 Nozzle & ST160 Injector	6.5-7.0
9.113-066.0	Kit 4: ST-76 Nozzle & ST160 Injector	7.5-8.5
9.113-067.0	Kit 5: ST-76 Nozzle & ST160 Injector	9.0-12.0

PRESSURE WASHER ACCESSORIES

FOAMERS - LAFFERTY AIRLESS 10/20 SS



- Machined Stainless-steel Construction
- Stainless-steel Chemical Check Valve & Quick Disconnects
- Temperature: 180°F Max
- Chemical Tube with Strainer: 10SS: 6" & 20SS - 10"
- Color-coded Metering Tips for up to 21 Dilution Ratios
- 0° nozzle for Increased Foam-throw Distance

PART NO.	DESCRIPTION	FLOW RATE @ 2000 PSI
8.749-908.0	10SS Combo	4.0 GPM
8.749-909.0	20SS Hose End	6.0 GPM

FOAMERS - FOAM JET KIT

Long-distance foam applicator. Shoots over 20 feet of dense foam. Suction at 30 feet of height. Variable spray pattern.



- PSI: 5000
- GPM: 5.6
- Temperature: 140°F
- 1/4" Inlet
- 33' Tube

PART NO.	DESCRIPTION
8.750-296.0*	Foam Jet Kit, 5000 PSI, 5.6 GPM
8.750-429.0	Foam Repair Kit, O-Rings/ Stainless-Steel Filter
8.750-430.0	Foam Jet Repair Kit, Hose, Valve & Filter

*Includes tubing and fittings as shown

FOAMERS - ADJUSTABLE WITH TANK

Control the foam spray angle with the variable fan nozzle.



- PSI: 2600
- GPM: 5.3
- Temperature: 140°F
- Horizontal Variable Fan Nozzle
- Foam Control Adjustment Knob

PART NO.	DESCRIPTION
8.710-124.0	 Adjustable Foamer with Tank

SPRAYERS - B&G POLY-MOLDED

3-gallon poly-molded sprayer with maximum chemical resistance.



- Heavy-Duty Design, Economical Price
- Blue Poly-Molded Tank
- Funnel Top Design for Ease-of-filling
- Braided, Reinforced Hose
- Durable Plastic Valve and Extension
- Pin-to-cone Spray Tip Fully Repairable
- Optional Flat-Fan Spray Tips
- Buna Gaskets and Seals

PART NO.	DESCRIPTION
8.697-172.0	Poly-molded Sprayer

SPRAYERS - CHAPIN AIR-POWERED



- Pump-up Style
- Heavy-duty Plastic Sprayers for Chemical Applications
- Adjustable Nozzle - Mist to Solid Stream
- 2-Gallon Sprayer has 2' Hose and Hand Trigger
- Excellent Chemical Resistance
- Locking Hand Pump Handle Serves as Carrying Handle

PART NO.	DESCRIPTION
8.704-703.0	Thumb Button 3 Pint
8.704-702.0	2-Gallon Sprayer



DISINFECTANT - VITAL OXIDE

Vital Oxide is an EPA registered disinfectant and sanitizer with the following key attributes: Disinfection, Sanitizing, Odor Elimination, Eliminates SARS-CoV-2 (COVID-19), Carpet Sanitization, Allergen Removal, Kills Mold and Mildew, Parvo, Distemper, Tuberculous. Sanitizer dilution is NSF approved as a no rinse sanitizer for non-porous food contact surfaces. (US Only).



- pH: 8.0 - 9.0
- Color: Clear
- Scent: None
- Dilution: Disinfection: RTU
Carpet Sanitizing: 1 : 5
Sanitizing: 1 : 9
- Foam (1-5): 2
- Phosphate Free

PART NO.	DESCRIPTION
8.639-560.0	Vital Oxide, 6 x 32 oz
8.639-558.0	Vital Oxide, 4 x 1 gal
8.644-292.0	Vital Oxide, 5 gal
8.642-823.0	Vital Oxide, 15 gal
8.698-112.0	Vital Oxide, 55 gal

RAIN SUIT, 2 PIECE



- Heavy-duty, 2-ply Laminated Vinyl (25 mil)
- Jacket and Pants
- Bright Safety Yellow
- Vented for Air Flow

PART NO.	DESCRIPTION
8.704-666.0	Large
8.704-667.0	Extra Large

TAPE - TEFLON® THREAD SEALING



- Big 1/2" x 520" Roll
- Mil - Spec #T27730

PART NO.	DESCRIPTION
8.704-705.0	Thread Sealing Tape

THREAD LOCK PRODUCTS



- Direct Replacement for Loctite® & Fel-Pro™ Products
- Excellent Lubricant
- Prevents Corrosion and Fretting
- NDTM Anaerobic Adhesives: Liquid Materials that Cure to a Solid, Chemical-resistant Plastic State when Air is Not Present

PART NO.	DESCRIPTION	LOCTITE® EQUIV	BOTTLE SIZE
8.704-644.0	Nut Grade™	242	10 ml
8.704-645.0	Nut Grade™	242	50 ml
8.704-646.0	Nut Grade™	242	250 ml
8.704-648.0	Stud Grade™	271	10 ml
8.704-649.0	Stud Grade™	271	50 ml
8.704-650.0	Penetrating Adhesive (Sealant)	290	10 ml

Nut Grade™ & Stud Grade™ are trademarks of the Oakland Corp. Loctite® is a registered trademark for the Loctite® Corp.

GLOVES - INDUSTRIAL DUTY

Industrial-grade gloves for most industry-needs – chemical, heat, abrasion protection.



BLACK PVC GLOVE

- 14" PVC Glove
- Lined with Cotton
- Good for Chemical Handling
- Resists alkalis, Acids
- Great as Sandblasting Gloves

PART NO.	DESCRIPTION
8.704-668.0	Glove, Work, Unlined, Leather
8.704-669.0	Black PVC Glove

HAND CLEANER - VICTOR WATERLESS COMMAND-O WITH PUMICE

A unique blend of natural citrus extract (limonene), aloe vera, glycerine, and lanolin, plus medication creates Command-O. Command-O combats the toughest cleaning task including grease, ink, tar, paint, dirt and stains.



- Conditioning agents protect hands and prevent drying, chapping and cracking
- Perfect for those whose hands are exposed to harsh, dirty working conditions
- No petroleum-based solvents

PART NO.	DESCRIPTION
8.704-635.0	Command-O Hand Cleaner with Pumice, 1 gal

SCALEMASTER

Coil descaler.



- 12 X 2 Lbs.

PART NO.	DESCRIPTION
8.759-762.0	Scalemaster Descaler 12x2 lbs

HOSE REELS - LEGACY STACKABLE

Hose reels built specifically for contractors who require flexibility on a job site. Stackable reels are supported on both sides of the central hub to accommodate more aggressive applications, such as trailer-mounted.



200' Mild Steel Stackable Hose Reel Options

100' Mild Steel Stackable Hose Reel

- Integrated frame adds protection and stacking ability
- Stack up to 3 high
- Heavy-duty powder-coated steel or stainless steel
- Reel and swivel rated up to 6000 PSI and 350°F
- Modular design is able to configure for various needs
- Reversible hand-crank and swivel

PART NO.	DESCRIPTION
9.801-767.0	Stackable Hose Reel, Mild Steel, 100'
9.801-768.0	Stackable Hose Reel, Mild Steel, 200'

OPTIONS	
8.923-415.0	Hose Guide, 100' Reel
8.923-427.0	Hose Guide, 200' Reel
8.923-416.0	Hose Reel Riser
8.923-918.0	Reel Cart System


NOTE: Hose not included



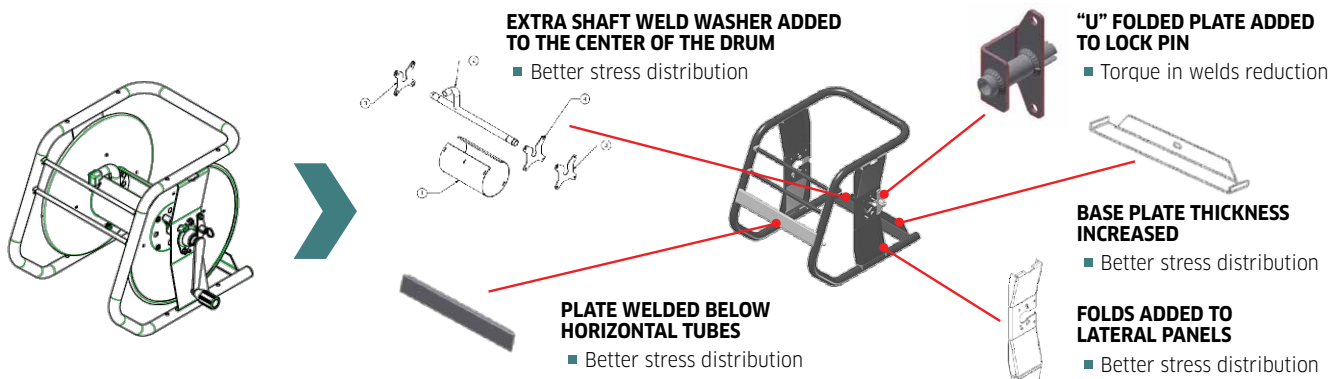
Reel Cart System



Hose Reel Riser



Hose Guide





HOSE REELS - LEGACY PIVOT & FIXED BASE



Legacy hose reels were designed for ease of use and durability in commercial pressure washer applications. Offering 100' and 200' reels in both a fixed base and 360 degree rotating base. The oversized reel holds the advertised length plus leaves additional space reducing the difficulty of reeling hose. The unique extended swivel improves the hose connection and reduces hose wear and stress.



Fixed Base Reel

Trailer Mount Reel

360° Pivot Reel

Bracket Sockets



Universal Mount

Skid Mount

Wall Mount

Base Mount

Non-Pivot Reel Brackets



Universal

90°

45°

Vertical

- PSI: 5000
- Temperature: 325°F
- 100' - 200' Fixed Base
- 100' - 200', 360° Rotating Base
- High-Pressure, Double-Seal Swivels
- Reels equipped for 3/8" hose. Easily convertible to 1/2" hose with the change to a 1/2" swivel
- 2-Year Warranty

PART NO.	DESCRIPTION
8.750-485.0	Pivot Reel, 100' x 3/8"
8.750-482.0	Pivot Reel, 200' x 3/8"
8.750-476.0	Fixed Based, 100' x 3/8"
8.750-479.0	Fixed Based, 200' x 3/8"
8.920-142.0	Hose Reel, Trailer Mount, 100'
8.920-143.0	Hose Reel, Trailer Mount, 200'
8.919-430.0	Universal Mount
8.919-794.0	Skid Mount
8.919-437.0	Wall Mount
8.919-434.0	Base Mount
8.919-072.0	Bracket, Universal
8.919-445.0	Bracket, 90°
8.919-441.0	Bracket, 45°
8.919-448.0	Bracket, Vertical
9.121-043.0	Handle, Replacement

NOTE: Hose not included

HOSE REELS - LEGACY SWIVELS



- PSI: 5000
- Innovative Design
- Stainless-Steel Rotor
- Unique Dual Seal for Extra Long Life
- 2-Year Warranty
- O-Rings; BUNA-N



- PSI: 5000
- Limits Bend and Hose Stress
- Stainless-Steel Rotor
- Unique Dual Seal for Extra Long Life
- 2-Year Warranty
- O-Rings; BUNA-N

PART NO.	INLET X OUTLET
SWIVEL	
9.118-021.0	1/2" M x 3/8" F
8.776-003.0	3/8" F x 1/2" F
9.118-023.0	3/8" M x 3/8" F
9.118-024.0	3/8" F x 3/8" F
9.118-025.0	1/2" M x 1/2" F
9.118-026.0	1/2" F x 1/2" F
9.118-027.0	3/8" M x 1/2" F
9.118-028.0	1/2" F x 3/8" F
UNIVERSAL REPAIR KIT	
8.776-001.0	

PART NO.	INLET X OUTLET
EXTENDED SWIVELS	
9.118-020.0	1/2" M x 3/8" F
9.118-029.0	1/2" F x 3/8" F
9.118-030.0	3/8" M x 3/8" F
9.118-031.0	3/8" F x 3/8" F
9.118-034.0	1/2" F x 1/2" F
9.118-035.0	1/2" M x 1/2" F
9.118-032.0	3/8" F x 1/2" F
9.118-033.0	3/8" M x 1/2" F
UNIVERSAL REPAIR KIT	
8.776-001.0	

HOSE REELS - AP

AP hose reels have been designed to perfectly balance ruggedness and durability with affordability.



- Working PSI: 4000
- Rated Temperature: 225°F
- 3/8" or 1/2" Inlet / Outlet
- Flared Flanges for Maximum Capacity
- Solid Center Core for Maximum Strength
- Rolled, Beaded-Edge Flanges for Maximum Safety
- Easy Mounting Options for Maximum Versatility
- "Posi-Pin" Lock Prevents Unwanted Dereeling
- Heavy-Duty Powder-Coated Steel
- Easy Access External Swivel

PART NO.	HOSE DIAMETER	CAPACITY (FT)	CORE WIDTH	FLANGE WIDTH	FLANGE DIAMETER	OVERALL HEIGHT
8.711-192.0	3/8"	50	4.3	7.9	10.5	13"
9.804-067.0	S 3/8"	100	8.7	12.2	10.5	13"
8.711-199.0	3/8"	150	6.3	10.2	13.0	16.7"
8.711-201.0	1/2"	100	6.3	10.2	13.0	16.7"
8.712-460.0	Replacement Swivel for Part No. 8.711-192.0 and 9.804-067.0					
8.712-469.0	Replacement Swivel for Part No. 8.711-199.0					
8.754-280.0	Replacement Swivel for Part No. 8.711-201.0					
8.700-188.0	Replacement Handle					

SWIVEL REPAIR KITS

8.900-855.0

Note: Hose is not included. See page 144 for connector hose.



- Working PSI: 4000
- Rated Temperature: 225°F
- Super-Reinforced Core - Won't Collapse!
- Adjustable Brake for Controlled Reel Tension
- Convenient External Swivel
- Manual Rewind Handle Included
- Solid Core Bolts on to Flanges for Extra Strength
- Snap-Lock to Prevent Accidental Dereeling
- Bearings Have Oil Cap for Easy Field Maintenance

PART NO.	HOSE DIAMETER	CAPACITY (FT)	REEL SIZE WIDTH	REEL SIZE DIAMETER
8.711-179.0	3/8"	90	6"	14"
8.711-180.0	3/8"	140	10"	14"
8.711-181.0	3/8"	200	14"	14"
8.711-186.0	1/2"	115	10"	14"
8.711-182.0	3/8"	150	6"	18"
8.711-183.0	3/8"	300	10"	18"
8.711-184.0	3/8"	350	14"	18"
8.711-190.0	1/2"	270	14"	18"
8.715-921.0	Replacement Brake for Part No. 8.711-182.0 and 8.711-183.0			

NOTE: Hose is not included. Interchangeable parts available. Call for pricing. See page 144 for connector hose.

PART NO.	HOSE DIAMETER	DESCRIPTION
8.700-287.0	3/8"	Swivel Repair Kit
8.700-285.0	1/2"	Swivel Repair Kit
8.900-855.0*		Swivel Repair Kit

*For Round Swivels. Replacement Swivels, See page 149-150.

HOSE REELS - COXREELS

Coxreels offer high performance in a very compact and lightweight hand crank or spring-driven hose reel. Perfect for mobile application and permanent floor and wall mount.



8.711-858.0

- Rated Up to 4000 PSI
- Temperature: -20°F to 225°F
- Adjustable Drag Brake
- 90° Brass Swivel



8.725-347.0

- Spring Driven Hose Reel
- Lightweight, Compact Design
- Adjustable Drag Break
- Sturdy U-Shaped Frame
- PSI: Up To 4000
- Rolled edges and ribbed discs provide strength and safety
- Pro-Grade Heavy-Duty Steel
- 2-Year Mfg Limited Warranty



9.802-265.0



8.723-649.0
(Hose and Ball Stop Not Included)

PART NO.	DESCRIPTION	PSI
8.711-858.0	200' x 1/2" (300' x 3/8" with Adapter)	3000
8.725-347.0	100' x 3/8" - Fixed base hose reel	4000
8.711-860.0	100' x 3/8" - Challenger - Hand Crank Reel	4000
9.802-265.0	150' x 3/8" - Challenger - Hand Crank Reel	4000
8.723-649.0	50' x 3/8" - HPL Series - Spring Driven Reel	4000
8.723-718.0	100' x 3/8" - HPL Series - Spring Driven Reel	3000
8.711-591.0	Handle Replacement	
8.711-588.0	Locking Pin Assembly	
8.705-132.0	1/2" to 3/8" Adapter for 8.711-858.0	
8.750-020.0	Ball Stop for 8.723-649.0	
8.711-585.0	Replacement Swivel, 3/8"	
8.711-584.0	Replacement Swivel, 1/2"	
8.711-587.0	Swivel Repair Kit, 3/8"	
8.711-590.0	Swivel Repair Kit, 1/2"	

HOSE REELS - GENERAL PUMP A-FRAME HOSE REELS



- Working PSI: 5000
- Rated Temperature: 250°F
- 1/2" NPT-F Inlet / Outlet
- Heavy Duty Powder Coated Steel
- Jumper/Pigtail Hose Not Included
- Stainless Steel Swivel Included



9.112-948.0 9.112-952.0 (reel not included) 9.112-955.0 (reel not included) 9.112-951.0 (reels not included)

PART NO.	DESCRIPTION	PSI
9.112-948.0	DHRA50150, 150' x 3/8" Black Steel A-frame Hose Reel with Stainless-steel Swivel	5000
9.112-949.0	DHRA50300, 300' x 3/8" Black Steel A-frame Hose Reel with Stainless-steel Swivel	5000
9.112-950.0	DHRA50450, 450' x 3/8" Black Steel A-frame Hose Reel with Stainless-steel Swivel	5000
ACCESSORIES		
9.112-951.0	Hose Reel Stacking Kit, DHRA50150 A-frame c/w 150'/300' Cross Bracket	
9.112-952.0	Hose Guide Kit, DHRA50150 A-frame Hose Reel (reel not included)	
9.112-953.0	Hose Guide Kit, DHRA50300 A-frame Hose Reel (reel not included)	
9.112-954.0	Hose Guide Kit, DHRA50450 A-frame Hose Reel (reel not included)	
9.112-955.0	Hose Reel Cart, A-frame (150', 300', 450') Complete with DP80052 10" Solid PU Wheels (cart only)	
9.114-894.0	Kit Motor, Drive, Rings DHRA Rewind	
9.114-895.0	KIT, Motor, Controller, DHRA	
9.117-044.0	Hose Reel pin kit for AFrame GP reels	
9.117-520.0	KIT, Brake SS DHRA Reel	

NEW OFFERING HOSE REELS - GENERAL PUMP SWIVELS



9.112-946.0

PART NO.	DESCRIPTION	PSI	DESCRIPTION	MATERIAL
9.112-944.0	Swivel (D30001/02 / DHRWM50200)	4000	3/8"	Brass
9.112-945.0	Swivel, Hex Outlet with Arm (DHR50100, DHR50150, 2100357)	5000	3/8" NPT-F	Brass
9.112-946.0	Swivel, A-frame Hose Reels 440A, Bearing with Zerk Fitting, Electro-polished Surface, Viton Seals	5000	1/2" NPT	Stainless-steel
9.112-947.0	Swivel, A-frame Hose Reels 440A, Bearing with Zerk Fitting, Electro-polished Surface, Viton Seals	5000	3/8" NPT-F	Stainless-steel
9.114-676.0	Repair Kit for DHRA Hose Reel Swivel			