

HOSE - LEGACY 1- & 2-WIRE WITH COUPLERS OR M22 ENDS

Legacy

- Temperature: 250°F
- Coupler and Plug Included
- 3/8" ID - Solid / Swivel & Swivel / Swivel options available



PART NO.	LENGTH	DESCRIPTION	PSI	APPROX WT (LBS.)
3/8" BLACK HOSE, R1				
8.928-928.0	50'	3/8" ID Solid X Swivel	4000	13.0
8.928-929.0	100'	3/8" ID Solid X Swivel	4000	24.0
8.930-772.0	50'	Swivel X Swivel	4000	13.0
8.930-773.0	100'	Swivel X Swivel	4000	24.0
8.931-290.0	50'	M22 Fittings	4000	
8.931-291.0	100'	M22 Fittings	4000	
8.931-292.0	30'	M22 Fittings	4000	
3/8" BLACK HOSE, R2				
8.928-930.0	50'	3/8" ID Solid X Swivel	6000	18.0
8.928-931.0	100'	3/8" ID Solid X Swivel	6000	33.0
8.930-774.0	50'	Swivel X Swivel	6000	18.0
8.930-775.0	100'	Swivel X Swivel	6000	33.0
8.931-293.0	50'	M22 Fittings	6000	
8.931-294.0	100'	M22 Fittings	6000	
8.931-295.0	30'	M22 Fittings	6000	

HOSE - GRAY NON-MARKING 1 & 2-WIRE - WITH & WITHOUT COUPLERS

- Tough, Abrasive Resistant Wrapped Cover
- Oil Resistant Non-Marking
- For use with Hot or Cold Water



PART NO.	LENGTH	DESCRIPTION	PSI	APPROX WT (LBS.)
3/8" GRAY HOSE				
9.114-440.0	50'	3/8" ID 3/8" GRAY HOSE- SO x SW	R1 - 4200	12
9.114-441.0	100'	3/8" ID 3/8" GRAY HOSE- SO x SW	R1 - 4200	24
9.116-070.0	200'	3/8" ID SO/SW	R1 - 4200	
9.114-442.0	50'	3/8" ID 3/8" GRAY HOSE- SO x SW	R2 - 6000	19
9.114-443.0	100'	3/8" ID 3/8" GRAY HOSE- SO x SW	R2 - 6000	36
9.116-071.0	200'	3/8" ID SO/SW	R2 - 6000	
9.117-687.0	150'	3/8" ID SW/SW	R1 - 4200	
9.117-688.0	150'	3/8" ID SW/SW	R2 - 6000	
9.117-689.0	50'	3/8" ID SW/SW	R1 - 4200	
9.117-690.0	100'	3/8" ID SW/SW	R1 - 4200	
9.117-691.0	50'	3/8" ID SW/SW	R2 - 6000	
9.117-692.0	100'	3/8" ID SW/SW	R2 - 6000	
9.117-700.0	75'	3/8" ID SW/SW	R2 - 6000	
9.117-701.0	75'	3/8" ID SW/SW	R1 - 6000	
9.118-118.0	200'	3/8" ID SO x SW	R1 - 6000	
9.118-140.0	600'	3/8" ID No Ends	4200	
3/8" GRAY HOSE W/ COUPLERS & PLUGS				
9.115-117.0	50'	3/8" ID Brass QCs	R1 - 4200	13
9.115-118.0	100'	3/8" ID Brass QCs	R1 - 4200	25
9.116-085.0	200'	3/8" ID Brass QCs	R1 - 4200	
9.115-119.0	50'	3/8" ID SS QCs	R2 - 6000	20
9.115-120.0	100'	3/8" ID SS QCs	R2 - 6000	37
9.116-086.0	200'	3/8" ID SS QCs	R2 - 6000	

LIGHTWEIGHT GRAY HOSE

- Tough, Abrasive Resistant Wrapped Cover
- Oil Resistant Non-Marking
- For use with Hot or Cold Water
- Approximately 30% lighter than our standard heavy duty R2 Gray Wrapped Hose



PART NO.	LENGTH	DESCRIPTION	PSI
3/8" GRAY HOSE			
9.117-745.0	50' 3/8" ID	SO x SW	R2 - 6000
9.117-746.0	100' 3/8" ID	SO x SW	R2 - 6000
9.117-747.0	50' 3/8" ID	SS QC	R2 - 6000
9.117-748.0	100' 3/8" ID	SS QC	R2 - 6000
9.118-116.0	200' 3/8" ID	SO x SW	R2 - 6000
9.118-117.0	250' 3/8" ID	SO x SW	R2 - 6000
9.117-790.0	150' 3/8" ID	SO x SW	R2 - 6000

GRAY HOSE FITTINGS

- Swivel and Solid fit all gray hoses



Crimp Fitting



Ferrule

PART NO.	DESCRIPTION
9.118-141.0	Swivel Crimp Fitting (Fits all gray hoses)
9.118-142.0	Solid Crimp Fitting (Fits all gray hoses)
9.118-143.0	R1 3/8" Ferrule (Fits R1 Hose and R2 LW hoses)
9.118-144.0	R2 3/8" Ferrule (Fits only R2 hoses)

HOSE - LEGACY 1-WIRE SMOOTH COVER, NON-MARKING

- Temperature: 250°F
- 1/4" & 3/8" Smooth Non-Marking
- 3/8" MPT Solid X 3/8" Swivel Ends

Legacy


PART NO.	LENGTH	PSI	APPROX WT (LBS.)
3/8" SMOOTH YELLOW HOSE			
8.901-800.0	50' x 3/8" ID	3000	12.0
8.901-802.0	75' x 3/8" ID	3000	17.0
8.901-804.0	100' x 3/8" ID	3000	23.0
8.757-441.0	500' Reel	3000	115.0
3/8" SMOOTH BLUE HOSE			
8.739-148.0	50' x 3/8" ID	3000	12.0
8.739-149.0	75' x 3/8" ID	3000	17.0
8.739-150.0	100' x 3/8" ID	3000	23.0
8.739-369.0	150' x 3/8" ID	3000	34.0
8.925-296.0	200' x 3/8" ID	3000	45.0
8.757-442.0*	500' Reel	3000	115.0
3/8" SMOOTH GRAY HOSE			
8.749-935.0	50' x 3/8" ID	3000	13.0
8.749-936.0	100' x 3/8" ID	3000	25.0
8.757-443.0*	500' Reel	3000	125.0
1/4" SMOOTH BLUE HOSE			
8.901-796.0	50' x 1/4" ID	3000	8.0
8.901-798.0	100' x 1/4" ID	3000	16.0

*Full Reel - 500 ft per reel, hose only. Max of 3 incremental cuts per reel, industry standard.

HOSE - LEGACY 1- & 2-WIRE, NON-MARKING

Legacy

- Temperature: 250°F
- Blue Smooth Non-Marking



PART NO.	LENGTH	PSI	APPROX WT (LBS.)
3/8" SMOOTH BLUE HOSE - R2			
8.739-229.0	50' R2	4500	17.0
8.739-231.0	100' R2	4500	33.0
8.925-320.0	150' R2	4500	
8.757-438.0*	500' Reel	4500	165.0
1/2" SMOOTH BLUE HOSE - R1			
8.925-300.0	1/2" x 75'	3000	25.0
8.757-439.0*	500' Reel	3000	167.0

*Full Reel - 500 ft per reel, hose only. Max of 3 incremental cuts per reel, industry standard.

HOSE - A+ 1-WIRE GRAY SMOOTH COVER, NON-MARKING

A+

- Temperature: 250°F
- 3/8" MPT Swivel x 3/8" MPT Solid



PART NO.	LENGTH	DESCRIPTION	PSI	APPROX WT (LBS.)
3/8" SMOOTH COVER, GRAY HOSE				
8.921-617.0	3/8" x 25'	4K Gray A+ SOXSW	4000	6.0
8.921-618.0	3/8" x 50'	4K Gray A+ SOXSW	4000	11.0
8.921-619.0	3/8" x 75'	4K Gray A+ SOXSW	4000	17.0
8.921-620.0	3/8" x 100'	4K Gray A+ SOXSW	4000	33.0
8.752-156.0*	600' Reel	4K Gray A+	4000	165.0

*Full Reel - 600 ft per reel, hose only. Max of 3 incremental cuts per reel, industry standard. Call your sales representative for pricing.

HOSE - A+ 1- & 2-WIRE WITH COUPLING AND PLUG, NON-MARKING

A+

- Temperature: 250°F
- Couplers and Plug Included
- 3/8" MPT Swivel x 3/8" MPT Solid





PART NO.	LENGTH	PSI	APPROX WT (LBS.)
3/8" 1-WIRE BLUE HOSE			
8.928-971.0	50' x 3/8" ID	4000	13.0
8.928-972.0	100' x 3/8" ID	4000	23.0
3/8" 2-WIRE BLUE HOSE			
8.928-973.0	50' x 3/8" ID	6000	18.0
8.928-974.0	100' x 3/8" ID	6000	33.0

HOSE - A+ / TUFF-FLEX - 1-WIRE SMOOTH COVER

- Temperature: 250°F
- 50% Greater Flexibility

- 3/8" MPT Swivel x 3/8" MPT Solid
- Smooth impression, maximum oil-resistant tube and cover



PART NO.	LENGTH	PSI	APPROX WT (LBS.)
3/8" TUFF-FLEX 1-WIRE BLUE HOSE			
8.921-149.0	25' x 3/8" ID	4000	6.0
8.921-150.0	 50' x 3/8" ID	4000	11.0
8.921-151.0	75' x 3/8" ID	4000	17.0
8.921-152.0	 100' x 3/8" ID	4000	23.0
8.753-316.0	600' Reel*	4000	138.0


*Please contact your sales rep to place a bulk hose (reel) order. Full reel will be priced by the foot. These reels are various sizes approximately 600' with a max of 3 incremental cuts, industry standard.

HOSE - A+ / TUFF-FLEX - 2-WIRE SMOOTH COVER

- Temperature: 250°F
- 50% Greater Flexibility

- 3/8" MPT Swivel x 3/8" MPT Solid
- Smooth impression, maximum oil-resistant tube and cover



PART NO.	LENGTH	PSI	APPROX WT (LBS.)
3/8" TUFF-FLEX 2-WIRE BLUE HOSE			
8.921-153.0	25' x 3/8" ID	6000	9.0
8.921-154.0	 50' x 3/8" ID	6000	18.0
8.921-155.0	75' x 3/8" ID	6000	24.0
8.921-156.0	100' x 3/8" ID	6000	33.0
8.753-319.0	600' Reel*	6000	198.0

*Please contact your sales rep to place a bulk hose (reel) order. Full reel will be priced by the foot. These reels are various sizes approximately 600' with a max of 3 incremental cuts, industry standard.

PRESSURE LOOP - 2-WIRE

The 1/4" ID pressure lines solid / swivel for most any application. The 3/8" ID pressure loops have 1/2" female JIC swivels on both ends for typical unloader connection hose.




- 1/4" ID Pressure Loop
- 1/4" ID Two-Wire, 6000 PSI
- 1/4" MPT Swivel x 1/4" MPT Solid
- Temperature: 250°F

PART NO.	LENGTH	PSI
1/4" PRESSURE LOOP		
8.918-180.0	16" x 1/4" ID	6000
8.918-182.0	26" x 1/4" ID	6000
8.918-183.0	28" x 1/4" ID	6000
8.918-419.0	36" x 1/4" ID	6000
8.918-187.0	42" x 1/4" ID	6000



- JIC Pressure Loop
- 1/2" Female JIC Swivels - Each End
- 3/8" ID Two-Wire, 6000 PSI
- 1/2" ID 5000 PSI
- Temperatures: 250°F (3/8" Pressure Loop) 275°F (1/2" Pressure Loop)

PART NO.	LENGTH	PSI
3/8" JIC PRESSURE LOOP		
8.918-210.0	16" x 3/8" ID	6000
8.918-422.0	20" x 3/8" ID	6000
8.918-423.0	22" x 3/8" ID	6000
8.918-424.0	 25" x 3/8" ID	6000
8.918-425.0	29" x 3/8" ID	6000
8.918-426.0	32" x 3/8" ID	6000
8.918-427.0	36" x 3/8" ID	6000
8.918-212.0	42" x 3/8" ID	6000
1/2" JIC PRESSURE LOOP		
8.918-224.0	20" x 1/2" ID	5000
8.918-225.0	28" x 1/2" ID	5000
8.918-228.0	46" x 1/2" ID	5000
8.918-230.0	70" x 1/2" ID	5000

HOSE - WHITEWATER® COMBINATION STEAM HOSE

GOODYEAR

Good up to 3000 PSI - 250°F or 2500 PSI - 325°F



- Single High-Tensile Steel Wire Braid
- High Temperature Bend Restrictors - Both Ends
- Seamless Innertube
- Solid 3/8" or 1/2" MPT Connectors - Both Ends (Swivel Ends NOT Available)
- Oil-Resistant Cover

PART NO.	LENGTH	PSI
3/8" STEAM HOSE		
8.901-598.0	25'	3000
8.901-601.0	50'	3000
8.901-603.0	75'	3000
8.901-604.0	100'	3000
8.930-657.0	200'	3000
8.705-643.0*	500' Reel	3000
1/2" STEAM HOSE		
8.901-721.0	25'	2500
8.901-723.0	50'	2500
8.901-724.0	75'	2500
8.901-725.0	100'	2500
8.705-678.0*	500' Reel	2500

*Full Reel - 500 ft per reel, hose only. Max of 3 incremental cuts, industry standard.

PULSE HOSE



- PSI Working Pressure: 1300
- 3/8" MPT On Both Styles
- Available with either plug-end or open-flow with solid / swivel connects

PART NO.	LENGTH	DESCRIPTION
8.711-151.0	18"	with Plug End, Working PSI: 1300 PSI
8.711-153.0	24"	with Plug End, Working PSI: 1300 PSI
8.711-155.0	28"	Solid / Swivel - Open, Working PSI: 1300 PSI
8.711-157.0	36"	Solid / Swivel - Open, Working PSI: 1300 PSI

HOSE BEND RESTRICTORS



- Temperature: 325°F
- Used on Hose Assemblies
- Non-Slip Sure Fit
- Easy Installation
- Top-Quality Molded Fit Bend Restrictors
- Fits snugly to prevent kinks near the connectors
- Insulated Rubber

PART NO.	LENGTH	COLOR
1 WIRE		
8.705-479.0	5.3" x 1/4"	Black Vinyl
8.705-476.0	6" X 3/8"	Black Vinyl
8.740-104.0	24.0" x 3/8"	Black Vinyl
8.756-784.0	8.0" X 1/2"	Black Vinyl
2 WIRE		
8.756-735.0	1/2" x 8"	Red Vinyl
8.705-478.0	6.0" x 3/8"	Red Vinyl
8.711-846.0	24.0" x 3/8"	Red Vinyl
8.705-480.0	7.0" x 3/8"	Red Vinyl
COMBO - HIGH TEMP		
8.705-483.0	6.5" x 3/8" ID	Gray Vinyl
8.705-482.0	6.5" x 1/2" ID	Black Rubber

HOBBY HOSE

Replacement hose for most hobby pressure washers sold by retailers.



- PSI Working Pressure: 2250
- PSI Burst Pressure: 9000
- Thermoplastic Cover
- Fiber-braid Reinforcement
- M22 x 1.5 Fitting Inlet
- 14 mm Seal Cone Fits Generac, Excell and Kärcher
- 15 mm Seal Cone Fits Campbell, MI-T-M

PART NO.	LENGTH	SEAL CONE	ID
8.705-485.0	25'	14mm	1/4"
8.705-487.0	25'	15mm	1/4"
8.753-423.0	25'	22mm	1/4"

GARDEN HOSE - APEX QUALITY



The essential product for pressure washing

- 5/8" or Larger ID For Full Flow
- Choice of Commercial or Heavy-Duty Grade
- Reinforced hose for flexibility and strength in all weather
- Commercial grade has machined octagonal "wrench tight" fittings

- Rated For Cold-Water Use
- Assemblies Complete With Bend Restrictor

PART NO.	LENGTH	GRADE	COLOR
8.704-786.0	50' x 5/8" ID	Com	Gray
8.704-787.0	100' x 5/8" ID	Com	Gray

ALL RUBBER REINFORCED HOT WATER HOSE - 160°F

8.704-790.0	50' x 5/8" ID	Com	Red
8.704-791.0	50' x 3/4" ID	Com	Red

See page 155 for garden hose fittings

AG HOSE - ORANGE PVC-RIBBED - BULK

Braid-reinforced PVC hose designed specifically for AG / Pest Control and Lawn Spraying applications.

- Max PSI: 600
- Max Temperature: 160°F
- Color: Orange
- Tough Ribbed Cover
- Bulk hose standard in 300' single length coils
- Resists Abrasion and UV Rays
- Does Not Include Ends or Bend Restrictors

PART NO.	LENGTH	PSI
3/8" HOSE - ORANGE		
8.705-527.0	300' Coil, Single, Uncut Length	600
8.901-384.0	50' Bulk	600
8.901-385.0	100' Bulk	600
1/2" HOSE - ORANGE		
8.705-523.0	300' Coil, Single, Uncut Length	600
8.901-377.0	50' Bulk	600
8.901-379.0	100' Bulk	600
3/4" HOSE - ORANGE		
8.705-531.0	300' Coil Single, Uncut Length	600

GARDEN HOSE - COLD WEATHER



- High-Quality Brass Fittings
- Heated Hose with 110 Plug
- Thermostatically controlled - heating element is activated at +/- 35°F temperature and turned off at +/- 40°F ambient temperature
- Use only with a UL approved GFCI outlet or extension
- PVC material FDA-approved for potable water

- Ideal for outdoor contractors
- 5/8" x 50 ft

PART NO.	LENGTH	DESCRIPTION
8.749-944.0	5/8" x 50'	Cold Weather Garden Hose

See page 155 for garden hose fittings

AG HOSE - COMPLETE ASSEMBLY

Braid-reinforced PVC hose designed specifically for AG / Pest control spraying applications. Assembled with ends or bend restrictors.



- Max PSI: 600
- Max Temperature: 160°F
- Color: Orange
- Tough Ribbed Cover
- Resists Abrasion and UV Rays
- Includes Ends and 8" Black Bend Restrictors on Each End

PART NO.	LENGTH	DESCRIPTION
8.928-576.0	3/8" x 100'	SO x SW
8.928-577.0	3/8" x 100'	SW x SW
8.928-578.0	3/8" x 50'	SO x SW
8.928-579.0	1/2" x 50'	SO x SW
8.928-580.0	1/2" x 100'	SO x SW
8.928-581.0	1/2" x 300'	SO x SW





TUBING - CLEAR REINFORCED PVC

Multi-use, industrial-grade tubing with high-resistance to chemicals, solvents and fuel.



- Reinforced With Polyester Cord
- Huge Selection of Sizes and Lengths
- 4-to-1 Burst Safety Factor

PART NO.	ID X OD	WP AT 70°F	LENGTH
8.901-257.0	1/4" x 3/8"	250	50'
8.704-751.0	1/4" x 3/8"	250	100'
8.704-752.0	 1/4" x 3/8"	250	300'
8.901-260.0	3/8" x 1/2"	175	25'
8.901-261.0	3/8" x 1/2"	175	50'
8.901-262.0	3/8" x 1/2"	175	100'
8.704-753.0	3/8" x 1/2"	175	300'
8.901-265.0	1/2" x 3/4"	175	50'
8.704-754.0	1/2" x 3/4"	175	100'
8.704-755.0	 1/2" x 3/4"	175	300'
8.901-267.0	5/8" x 7/8"	175	25'
8.901-268.0	5/8" x 7/8"	140	50'
8.901-269.0	5/8" x 7/8"	140	100'
8.704-756.0	5/8" x 7/8"	140	300'
8.901-271.0	3/4" x 1"	140	25'
8.901-272.0	3/4" x 1"	140	50'
8.704-757.0	3/4" x 1"	140	100'
8.704-758.0	3/4" x 1"	140	300'
8.901-273.0	1" x 1-1/4"	75	25'
8.901-274.0	1" x 1-1/4"	75	50'
8.901-275.0	1" x 1-1/4"	75	100'
8.704-759.0	1" x 1-1/4"	75	200'

See page 156 for hose clamps

CRIMP FITTINGS








PART NO.	SIZE	HOSE
8.724-027.0	3/8" MPT, Solid	3/8"
8.724-028.0	3/8" MPT, Swivel	3/8"
8.724-029.0	1/2" FJIC, Solid	3/8"
8.706-759.0	3/8" FPT, Swivel	3/8"

COUPLINGS - FIELD ATTACHABLE

Designed and build your own hose or adapt and repair hose in the field (no crimper required).



PART NO.	ID X MPT
1-WIRE BRAID HOSE COUPLINGS	
8.705-493.0	 1/4" x 1/4", Solid
8.705-495.0	1/4" x 1/4", Swivel
8.705-496.0	3/8" x 1/4", Solid
8.705-497.0	 3/8" x 3/8", Solid
8.705-498.0	 3/8" x 3/8", Swivel
8.705-500.0	1/2" x 1/2", Solid
8.705-501.0	1/2" x 1/2", Swivel
2-WIRE BRAID HOSE COUPLINGS	
8.705-502.0	1/4" x 1/4", Solid
8.705-503.0	1/4" x 1/4", Swivel
8.705-505.0	 3/8" x 3/8", Solid
8.705-506.0	 3/8" x 3/8", Swivel
8.705-507.0	1/2" x 1/2", Solid
8.705-508.0	1/2" x 1/2", Swivel

TUBING - CLEAR PVC



- "Box Pak" 100 ft
- Temperature: 25°F to 150°F
- Very Flexible, Non-Reinforced
- Self-dispensing Box Packaging

PART NO.	ID X OD	WP AT 70°F
8.901-279.0	1/4" x 3/8"	55
8.704-766.0	1/2" x 5/8"	30

TUBING - HEAVY-DUTY VINYL

This clear vinyl tubing is heavier duty than the rest! Thick wall resists kinking. Available in clear or clear-reinforced polyester braid. Comes in 1/4" & 3/8" ID x 1/2" OD.



- Very Flexible
- 100' Rolls
- Temperature: -10 to 150°F

PART NO.	ID X OD	PSI	DESCRIPTION
9.113-131.0	1/4" x 1/2"	50	Clear Vinyl
9.113-132.0	1/4" x 1/2"	250	Braided Vinyl
9.113-133.0	3/8" x 1/2"	100	Clear Vinyl

CONNECTOR HOSE - 2' - 10'

Hose come with One Solid x One Swivel MPT crimp fitting on each end.



■ PSI: 4000 - 6000

■ Temperatures:
250°F (1/4" & 3/8" Connector Hoses)
275°F (1/2" Connector Hose)

PART NO.	LENGTH	PSI	HOSE COLOR
3/8" ULTIMA - 1-WIRE WITHOUT BEND RESTRICTORS			
8.918-253.0	2'	4000	Black
8.918-255.0	3'	4000	Black
8.918-257.0	4'	4000	Black
8.918-259.0	5'	4000	Black
8.918-261.0	6'	4000	Black
8.918-263.0	7'	4000	Black
8.918-265.0	8'	4000	Black
8.918-267.0	9'	4000	Black
8.918-269.0	10'	4000	Black
1/4" ULTIMA - 1-WIRE WITHOUT BEND RESTRICTORS			
8.918-240.0	2'	4000	Black
8.918-241.0	3'	4000	Black
8.918-242.0	4'	4000	Black
8.918-243.0	5'	4000	Black
8.918-245.0	6'	4000	Black

FLEX LINE BYPASS / SUPPLY LINE HOSE

This industrial PVC hose looks and feels like rubber and has a black seamless inner tube. The tough abrasion resistant outer cover is polyester braid reinforced and as a burst rate of three times the rated working pressure.



- Reinforced Tough Outer Cover
- Excellent for Use as Supply Lines or Bypass

PART NO.	ID X OD	WP AT 70°F	LENGTH
RED COVER, HEAVY WALL			
8.901-281.0	3/8" x .634"	300	50'
8.704-762.0	3/8" x .634"	300	500'
8.901-282.0	1/2" x .792"	250	50'
8.704-764.0	1/2" x .792"	250	500'
8.901-284.0	3/4" x 1.14"	160	50'
8.704-765.0	3/4" x 1.14"	160	300'
RED COVER- STANDARD WALL			
9.106-578.0	1/4"	160	500'
BLUE COVER, STANDARD WALL			
8.704-779.0	1/4"	250	475'

PART NO.	LENGTH	PSI	HOSE COLOR
3/8" ULTIMA - 2-WIRE - WITHOUT BEND RESTRICTORS			
8.918-271.0	2'	6000	Black
8.918-273.0	3'	6000	Black
8.918-276.0	4'	6000	Black
8.918-278.0	5'	6000	Black
8.918-280.0	6'	6000	Black
8.918-282.0	7'	6000	Black
8.918-284.0	8'	6000	Black
8.918-420.0	9'	6000	Black
8.918-288.0	10'	6000	Black
3/8" ULTIMA - 2-WIRE - WITH BEND RESTRICTORS			
8.918-272.0	2'	6000	Black
8.918-275.0	3'	6000	Black
8.918-277.0	4'	6000	Black
8.918-209.0	5'	6000	Black
8.918-281.0	6'	6000	Black
8.918-283.0	7'	6000	Black
8.918-285.0	8'	6000	Black
8.918-287.0	9'	6000	Black
8.918-289.0	10'	6000	Black
1/2" ULTIMA - 2-WIRE - WITHOUT BEND RESTRICTORS			
8.918-292.0	2'	5000	Black
8.918-294.0	3'	5000	Black
8.918-296.0	4'	5000	Black
8.918-298.0	5'	5000	Black
8.918-300.0	6'	5000	Black
8.918-301.0	7'	5000	Black
8.918-302.0	8'	5000	Black
8.918-303.0	9'	5000	Black
8.918-304.0	10'	5000	Black

CONNECTOR HOSE

Hose comes with solid MPT crimp fittings on both ends.

PART NO.	LENGTH	PSI
3/8" ULTIMA - 1-WIRE WITHOUT BEND RESTRICTORS		
8.918-333.0	12'	4000
8.918-334.0	13'	4000
8.918-338.0	15'	4000
8.918-340.0	16'	4000
8.918-342.0	17'	4000
8.918-344.0	18'	4000
8.918-348.0	20'	4000
3/8" ULTIMA - 1-WIRE WITH BEND RESTRICTORS ONE END		
8.919-123.0	12'	4000
8.918-335.0	13'	4000
8.918-339.0	15'	4000
8.918-349.0	20'	4000
1/4" BLUE - 1-WIRE WITHOUT BEND RESTRICTORS		
8.918-389.0	13'	3000
8.918-391.0	14'	3000
8.918-393.0	15'	3000
8.918-395.0	16'	3000
8.918-397.0	17'	3000
8.918-399.0	18'	3000
8.918-401.0	19'	3000
8.918-403.0	20'	3000
8.918-409.0	23'	3000
8.918-411.0	24'	3000
8.918-413.0	25'	3000

PART NO.	LENGTH	PSI
3/8" BLUE - 1-WIRE WITHOUT BEND RESTRICTORS		
8.918-360.0	12'	3000
8.918-366.0	15'	3000
8.919-124.0	16'	3000
8.918-369.0	17'	3000
8.918-371.0	18'	3000
8.918-375.0	20'	3000
3/8" BLUE - 1-WIRE WITH BEND RESTRICTORS ONE END		
8.918-367.0	15'	3000
8.918-368.0	16'	3000
8.918-372.0	18'	3000
8.918-376.0	20'	3000
1/4" BLUE - 1-WIRE WITH BEND RESTRICTORS ONE END		
8.918-388.0	12'	3000
8.918-390.0	13'	3000
8.918-392.0	14'	3000
8.918-404.0	20'	3000

SEWER HOSE

Super Flexible Sewer Line Hose. Hose and couplings have small outside diameter, allowing hose and nozzles to fit through sewer line. Sewer line has Super Tough polyether cover over ultra-flexible nylon tube. 1/8" sewer nozzle and hose will operate through many 1-1/2" lines.

- Temperature: 160°F
- Nylon Tube
- 1.5 GPM Optimum Flow 1/8"
- 2.5 GPM Optimum Flow 1/4"
- Ideal for cleaning lateral lines, drains & tanks
- Thermoplastic Polyurethane black cover that is oil, weather, ozone, and abrasion resistant
- Nozzles Not Included



PART NO.	DESCRIPTION
1/8" HOSE - 4800 PSI, 1/4" INLET, 1/8" OUTLET	
8.705-602.0	1/8" x 50'
8.705-603.0	1/8" x 100'
1/4" HOSE - 2600 PSI, 1/4" INLET, 1/4" OUTLET	
8.705-607.0	1/4" x 50'
8.705-608.0	1/4" x 100'
1/4" HOSE - 4400 PSI, 1/4" INLET, 1/4" OUTLET	
8.705-610.0	1/4" x 50'
8.705-611.0	1/4" x 100'
8.705-613.0	1/4" x 200'